



WEAR YOUR HELMET THE RIGHT WAY, EVERY DAY


This helmet is too far forward.



This helmet is too far back.



This helmet is level—
it's just right!



Your helmet
should be snug.
One finger should
fit between the
chin and chin
strap.



Shake your head. If the fit is right, your helmet will stay on tight.

