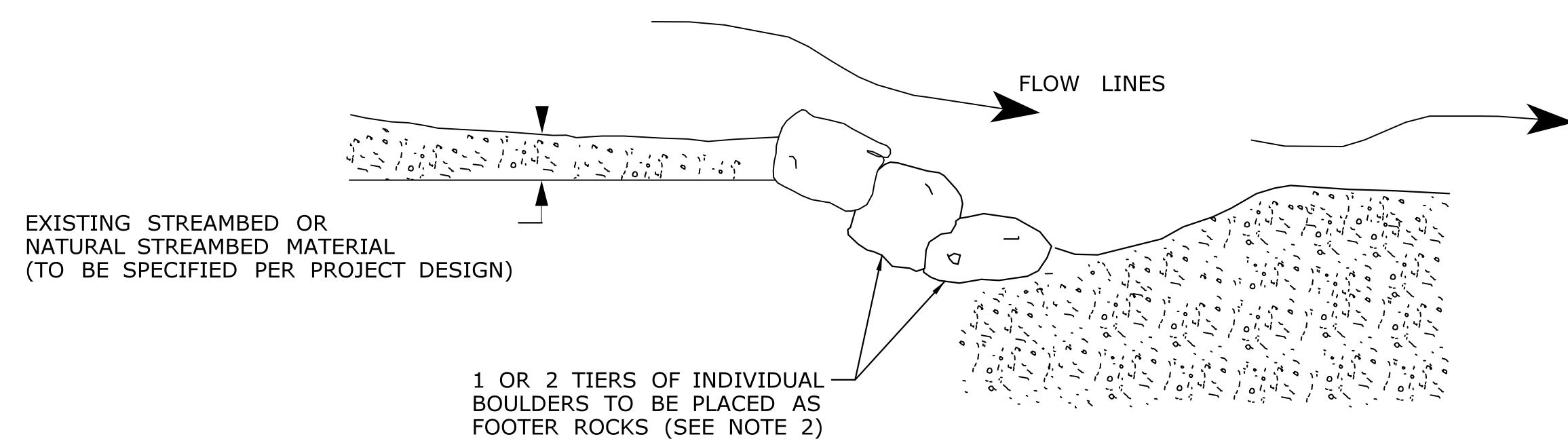
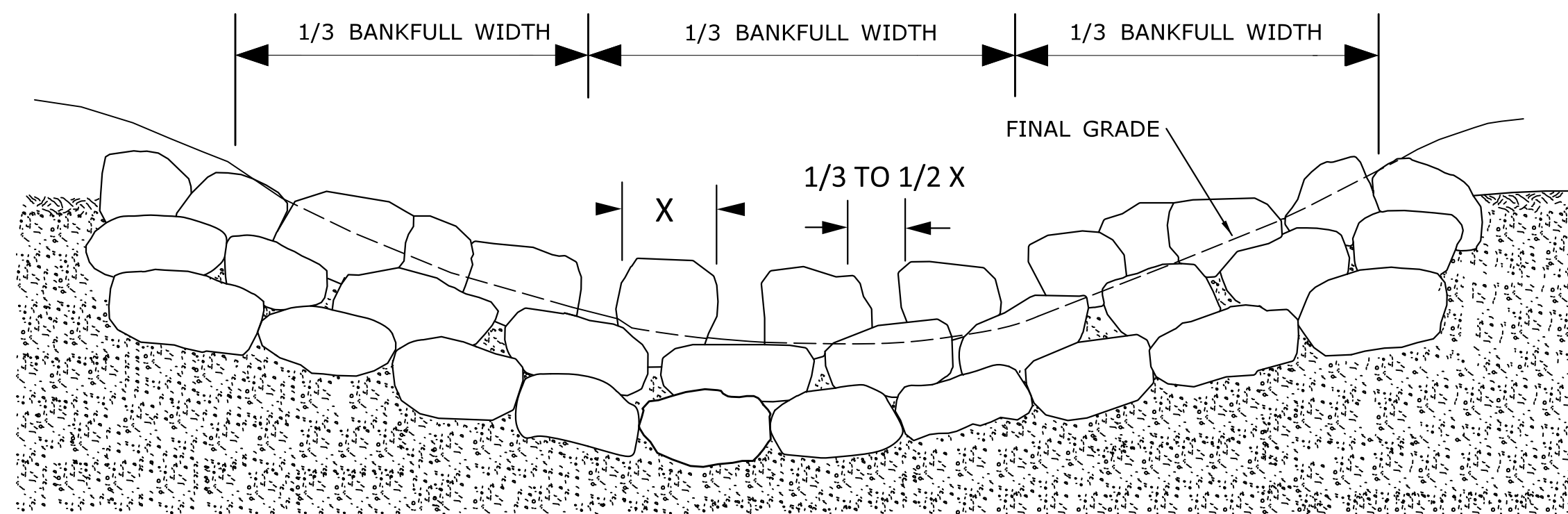


NOTES TO DESIGNER:

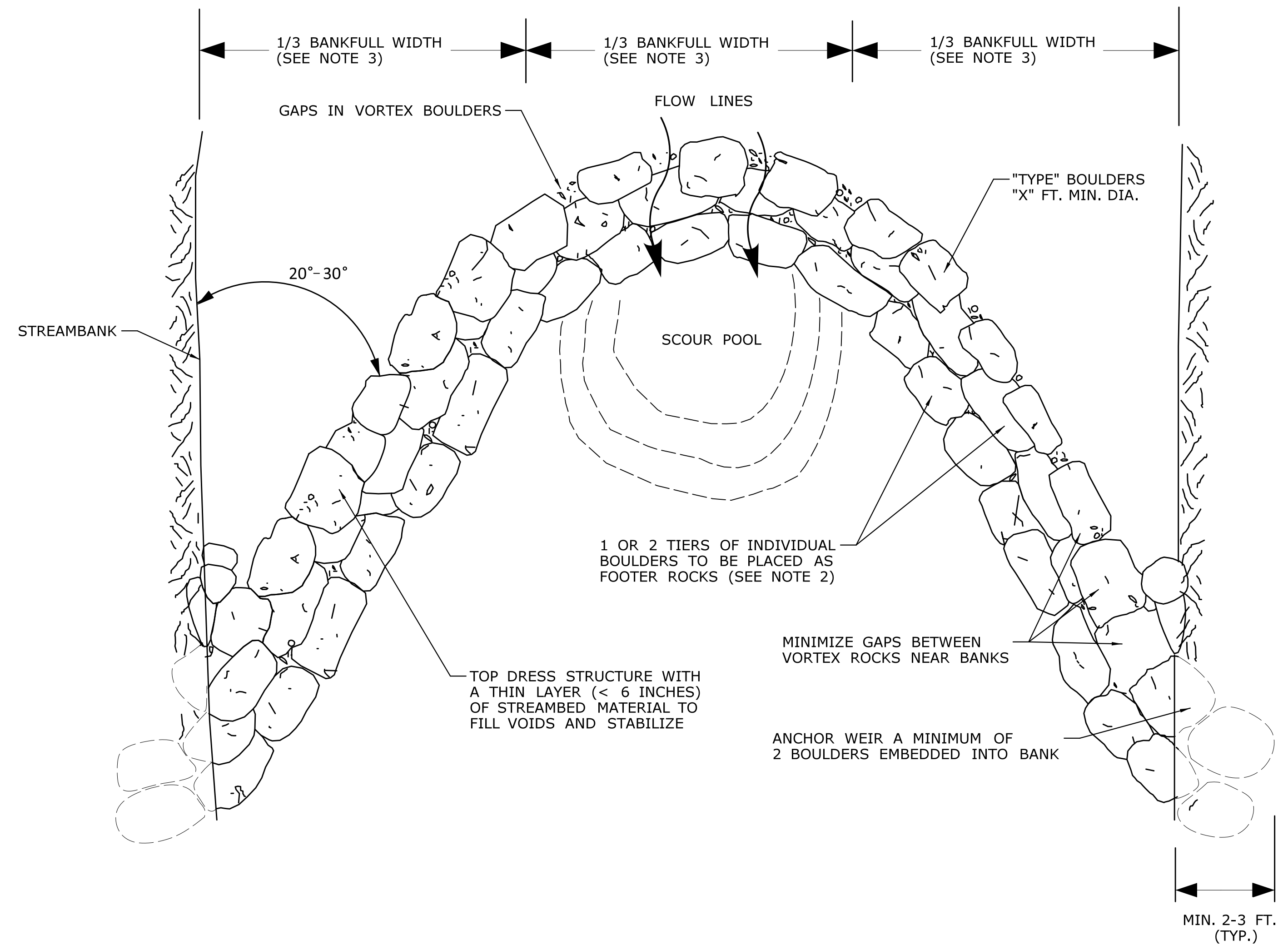
1. REFER TO PROJECT SPECIFIC DEEP FISHERIES COMMENTS FOR FURTHER DIRECTION AND RECOMMENDATION ON THE FISHERIES ENHANCEMENT(S)
2. BOULDER SIZE TO BE SPECIFIED IN THE DETAIL. REPLACE "X" WITH SIZE AS SPECIFIED BY DEEP FISHERIES OR AS RECOMMENDED BY OFFICE OF ENVIRONMENTAL PLANNING (OEP). SIZE MAY BE SPECIFIED BY A MINIMUM DIAMETER OR A RANGE
3. BOULDER TYPE TO BE SPECIFIED IN THE DETAIL (ROUNDED OR ANGULAR) PER DEEP FISHERIES COMMENTS OR AS RECOMMENDED BY OEP. REPLACE "TYPE" WITH ROUNDED OR ANGULAR
4. ALL WORK ASSOCIATED WITH THE INSTALLATION OF THE ROCK WEIR SHALL BE PAID FOR UNDER SPECIAL PROVISION "ROCK WEIR." EXISTING OR NATURAL STREAMBED MATERIAL TO BE PAID FOR UNDER SPECIAL PROVISION "EXCAVATION AND REUSE OF EXISTING CHANNEL BOTTOM MATERIAL" AND, IF SPECIFIED, "SUPPLEMENTAL STREAMBED CHANNEL MATERIAL"
5. BOULDERS SHALL BE PLACED WITHIN THE DEPARTMENT'S RIGHT-OF-WAY OR EASEMENT



ROCK WEIR - PROFILE VIEW
N.T.S.



ROCK WEIR - SECTION VIEW (UPSTREAM)
N.T.S.



ROCK WEIR - PLAN VIEW
N.T.S.

NOTE:

1. PLACEMENT OF THE ROCK WEIR SHALL BE DIRECTED IN THE FIELD BY THE ENGINEER OR THEIR AUTHORIZED DELEGATE. SEE SPECIAL PROVISION "ROCK WEIR".
2. FOOTER ROCKS SHALL SERVE AS THE FOUNDATION FOR THE TOP LAYER OF THE WEIR. FOOTER ROCKS SHALL HAVE REASONABLE FLAT TOPS AND BOTTOMS TO ENABLE BETTER PLACEMENT OF THE TOP LAYER OF THE WEIR.
3. BANKFULL WIDTH DISTANCE IS MEASURED AT THE LOCATION OF THE PROPOSED WEIR.

<p>THE INFORMATION, INCLUDING ESTIMATED QUANTITIES OF WORK, SHOWN ON THESE SHEETS IS BASED ON LIMITED INVESTIGATIONS BY THE STATE AND IS IN NO WAY WARRANTED TO INDICATE THE CONDITIONS OF ACTUAL QUANTITIES OF WORK WHICH WILL BE REQUIRED.</p>				<p>DESIGNER/DRAFTER: -</p> <p>CHECKED BY: -</p> <p>NOT TO SCALE</p>	<p>STATE OF CONNECTICUT DEPARTMENT OF TRANSPORTATION</p> <p>Filename: ...Rock Weir\Rock Weir.dgn</p>	<p>SIGNATURE/BLOCK: -</p> <p>OFFICE OF ENGINEERING</p> <p>APPROVED BY: -</p>	<p>PROJECT TITLE: -</p> <p>ROCK WEIR</p>	<p>TOWN: -</p> <p>DRAWING TITLE: DETAIL</p>	<p>PROJECT NO. -</p> <p>DRAWING NO. -</p> <p>SHEET NO. -</p>
REV.	DATE	REVISION DESCRIPTION	SHEET NO.	Plotted Date: 5/28/2019					