

Primary Petition Signed Needed 2014

		Active Party Members On Enrollment List As Of 10/27/2013 ¹	2% Of Enrolled Party Members ²
Statewide	D	732,218	14,645
	R	409,474	8,190

Representative in Congress			Active Party Members On Enrollment List As Of 10/27/2013 ¹	2% Of Enrolled Party Members ³
CD	1	D	169,045	3,381
	1	R	68,348	1,367
CD	2	D	125,745	2,515
	2	R	86,982	1,740
CD	3	D	169,931	3,399
	3	R	62,227	1,245
CD	4	D	141,129	2,823
	4	R	99,006	1,981
CD	5	D	126,404	2,529
	5	R	92,924	1,859

¹ Computations made pursuant to C.G.S. Sec. 9-400(c) which states, "the number of enrolled members of a party shall be determined by the latest enrollment records in the office of the Secretary of the State..."

² Computations made pursuant to C.G.S. Sec. 9-400(a) which states that a valid petition shall contain at least two per cent of the enrolled members of such party in the state.

³ Computations made pursuant to C.G.S. Sec. 9-400(b) which states that a valid petition shall contain at least two per cent of the enrolled members of such party in the district for the district office of Representative in Congress.

Primary Petition Signed Needed 2014

State Representative			Active Party Members On Enrollment List As Of 10/27/2013 ¹	5% Of Enrolled Party Members ²
Assembly District	1	D	6,732	337
	1	R	377	19
Assembly District	2	D	3,908	196
	2	R	3,755	188
Assembly District	3	D	5,957	298
	3	R	263	14
Assembly District	4	D	5,456	273
	4	R	391	20
Assembly District	5	D	7,953	398
	5	R	847	43
Assembly District	6	D	6,090	305
	6	R	417	21
Assembly District	7	D	7,196	360
	7	R	242	13
Assembly District	8	D	4,492	225
	8	R	3,294	165
Assembly District	9	D	5,641	283
	9	R	1,791	90
Assembly District	10	D	6,212	311
	10	R	1,288	65
Assembly District	11	D	4,743	238
	11	R	1,153	58
Assembly District	12	D	4,653	233
	12	R	1,990	100
Assembly District	13	D	4,771	239
	13	R	2,671	134
Assembly District	14	D	5,335	267
	14	R	3,336	167
Assembly District	15	D	8,433	422
	15	R	1,654	83
Assembly District	16	D	4,729	237
	16	R	5,084	255
Assembly District	17	D	4,456	223
	17	R	4,949	248
Assembly District	18	D	6,688	335
	18	R	2,075	104
Assembly District	19	D	6,756	338
	19	R	3,980	199
Assembly District	20	D	5,487	275
	20	R	2,041	103
Assembly District	21	D	4,895	245
	21	R	4,139	207
Assembly District	22	D	4,939	247
	22	R	2,258	113
Assembly District	23	D	4,754	238
	23	R	5,011	251
Assembly District	24	D	4,879	244
	24	R	1,410	71

Primary Petition Signed Needed 2014

State Representative			Active Party Members On Enrollment List As Of 10/27/2013 ¹	5% Of Enrolled Party Members ²
Assembly District	25	D	4,158	208
	25	R	527	27
Assembly District	26	D	4,187	210
	26	R	994	50
Assembly District	27	D	5,802	291
	27	R	2,342	118
Assembly District	28	D	5,872	294
	28	R	3,157	158
Assembly District	29	D	5,502	276
	29	R	2,856	143
Assembly District	30	D	5,207	261
	30	R	3,583	180
Assembly District	31	D	4,903	246
	31	R	4,384	220
Assembly District	32	D	5,224	262
	32	R	3,132	157
Assembly District	33	D	4,817	241
	33	R	1,565	79
Assembly District	34	D	4,337	217
	34	R	3,164	159
Assembly District	35	D	4,146	208
	35	R	4,181	210
Assembly District	36	D	5,039	252
	36	R	3,691	185
Assembly District	37	D	4,360	218
	37	R	3,337	167
Assembly District	38	D	4,489	225
	38	R	2,920	146
Assembly District	39	D	5,334	267
	39	R	936	47
Assembly District	40	D	2,543	128
	40	R	1,867	94
Assembly District	41	D	4,552	228
	41	R	2,577	129
Assembly District	42	D	3,306	166
	42	R	3,141	158
Assembly District	43	D	4,821	242
	43	R	3,693	185
Assembly District	44	D	3,977	199
	44	R	2,268	114
Assembly District	45	D	4,095	205
	45	R	2,594	130
Assembly District	46	D	3,896	195
	46	R	1,248	63
Assembly District	47	D	4,416	221
	47	R	3,642	183
Assembly District	48	D	4,618	231
	48	R	3,099	155

Primary Petition Signed Needed 2014

State Representative			Active Party Members On Enrollment List As Of 10/27/2013 ¹	5% Of Enrolled Party Members ²
Assembly District	49	D	4,235	212
	49	R	1,284	65
Assembly District	50	D	3,768	189
	50	R	3,811	191
Assembly District	51	D	4,053	203
	51	R	2,368	119
Assembly District	52	D	4,119	206
	52	R	3,069	154
Assembly District	53	D	4,235	212
	53	R	3,196	160
Assembly District	54	D	3,694	185
	54	R	1,160	58
Assembly District	55	D	4,655	233
	55	R	4,004	201
Assembly District	56	D	3,618	181
	56	R	1,959	98
Assembly District	57	D	3,985	200
	57	R	3,286	165
Assembly District	58	D	4,291	215
	58	R	2,256	113
Assembly District	59	D	3,986	200
	59	R	2,517	126
Assembly District	60	D	5,495	275
	60	R	2,564	129
Assembly District	61	D	3,750	188
	61	R	3,705	186
Assembly District	62	D	4,047	203
	62	R	4,890	245
Assembly District	63	D	3,826	192
	63	R	3,480	174
Assembly District	64	D	4,952	248
	64	R	3,743	188
Assembly District	65	D	3,574	179
	65	R	2,258	113
Assembly District	66	D	4,040	202
	66	R	5,569	279
Assembly District	67	D	3,508	176
	67	R	4,064	204
Assembly District	68	D	3,585	180
	68	R	3,932	197
Assembly District	69	D	4,253	213
	69	R	5,220	261
Assembly District	70	D	4,290	215
	70	R	2,471	124
Assembly District	71	D	4,403	221
	71	R	3,831	192
Assembly District	72	D	5,505	276
	72	R	994	50

Primary Petition Signed Needed 2014

State Representative			Active Party Members On Enrollment List As Of 10/27/2013 ¹	5% Of Enrolled Party Members ²
Assembly District	73	D	5,642	283
	73	R	1,731	87
Assembly District	74	D	5,208	261
	74	R	1,699	85
Assembly District	75	D	7,170	359
	75	R	904	46
Assembly District	76	D	3,940	197
	76	R	4,340	217
Assembly District	77	D	5,567	279
	77	R	2,343	118
Assembly District	78	D	4,348	218
	78	R	3,057	153
Assembly District	79	D	4,703	236
	79	R	1,811	91
Assembly District	80	D	3,759	188
	80	R	3,760	188
Assembly District	81	D	4,231	212
	81	R	2,958	148
Assembly District	82	D	4,469	224
	82	R	2,211	111
Assembly District	83	D	4,536	227
	83	R	2,428	122
Assembly District	84	D	3,448	173
	84	R	838	42
Assembly District	85	D	3,672	184
	85	R	1,992	100
Assembly District	86	D	3,519	176
	86	R	3,128	157
Assembly District	87	D	3,717	186
	87	R	3,616	181
Assembly District	88	D	5,566	279
	88	R	1,829	92
Assembly District	89	D	3,890	195
	89	R	4,019	201
Assembly District	90	D	3,597	180
	90	R	3,119	156
Assembly District	91	D	7,102	356
	91	R	1,744	88
Assembly District	92	D	10,052	503
	92	R	479	24
Assembly District	93	D	9,759	488
	93	R	339	17
Assembly District	94	D	9,522	477
	94	R	716	36
Assembly District	95	D	9,123	457
	95	R	285	15
Assembly District	96	D	8,120	406
	96	R	822	42

Primary Petition Signed Needed 2014

State Representative			Active Party Members On Enrollment List As Of 10/27/2013 ¹	5% Of Enrolled Party Members ²
Assembly District	97	D	7,495	375
	97	R	679	34
Assembly District	98	D	5,381	270
	98	R	3,313	166
Assembly District	99	D	4,565	229
	99	R	2,014	101
Assembly District	100	D	5,466	274
	100	R	1,736	87
Assembly District	101	D	4,295	215
	101	R	4,994	250
Assembly District	102	D	4,662	234
	102	R	2,169	109
Assembly District	103	D	3,560	178
	103	R	3,114	156
Assembly District	104	D	4,144	208
	104	R	1,560	78
Assembly District	105	D	3,471	174
	105	R	3,057	153
Assembly District	106	D	3,850	193
	106	R	4,452	223
Assembly District	107	D	3,251	163
	107	R	4,628	232
Assembly District	108	D	3,322	167
	108	R	4,238	212
Assembly District	109	D	3,254	163
	109	R	1,921	97
Assembly District	110	D	2,560	128
	110	R	1,017	51
Assembly District	111	D	4,355	218
	111	R	5,734	287
Assembly District	112	D	2,871	144
	112	R	3,752	188
Assembly District	113	D	2,913	146
	113	R	3,016	151
Assembly District	114	D	5,007	251
	114	R	3,199	160
Assembly District	115	D	7,102	356
	115	R	1,226	62
Assembly District	116	D	6,100	305
	116	R	642	33
Assembly District	117	D	6,475	324
	117	R	2,684	135
Assembly District	118	D	4,001	201
	118	R	2,667	134
Assembly District	119	D	3,899	195
	119	R	3,621	182
Assembly District	120	D	4,214	211
	120	R	3,262	164

Primary Petition Signed Needed 2014

State Representative			Active Party Members On Enrollment List As Of 10/27/2013 ¹	5% Of Enrolled Party Members ²
Assembly District	121	D	5,182	260
	121	R	1,564	79
Assembly District	122	D	3,431	172
	122	R	3,981	200
Assembly District	123	D	4,008	201
	123	R	4,050	203
Assembly District	124	D	8,668	434
	124	R	548	28
Assembly District	125	D	3,229	162
	125	R	7,064	354
Assembly District	126	D	8,480	424
	126	R	688	35
Assembly District	127	D	5,942	298
	127	R	1,068	54
Assembly District	128	D	7,524	377
	128	R	416	21
Assembly District	129	D	6,265	314
	129	R	1,075	54
Assembly District	130	D	7,880	394
	130	R	470	24
Assembly District	131	D	3,287	165
	131	R	4,202	211
Assembly District	132	D	4,198	210
	132	R	4,905	246
Assembly District	133	D	4,024	202
	133	R	3,044	153
Assembly District	134	D	3,870	194
	134	R	4,452	223
Assembly District	135	D	4,710	236
	135	R	4,988	250
Assembly District	136	D	5,632	282
	136	R	4,198	210
Assembly District	137	D	4,623	232
	137	R	2,116	106
Assembly District	138	D	3,581	180
	138	R	3,205	161
Assembly District	139	D	4,219	211
	139	R	2,028	102
Assembly District	140	D	4,124	207
	140	R	968	49
Assembly District	141	D	3,217	161
	141	R	6,095	305
Assembly District	142	D	4,218	211
	142	R	3,912	196
Assembly District	143	D	4,396	220
	143	R	4,601	231
Assembly District	144	D	4,980	249
	144	R	3,311	166

Primary Petition Signed Needed 2014

State Representative			Active Party Members On Enrollment List As Of 10/27/2013 ¹	5% Of Enrolled Party Members ²
Assembly District	145	D	4,332	217
	145	R	1,031	52
Assembly District	146	D	4,107	206
	146	R	1,835	92
Assembly District	147	D	4,745	238
	147	R	4,185	210
Assembly District	148	D	4,206	211
	148	R	1,751	88
Assembly District	149	D	3,593	180
	149	R	5,015	251
Assembly District	150	D	2,968	149
	150	R	3,871	194
Assembly District	151	D	3,111	156
	151	R	5,040	252

¹ Computations made pursuant to C.G.S. Sec. 9-400(c) which states, "the number of enrolled members of a party shall be determined by the latest enrollment records in the office of the Secretary of the State..."

² Computations made pursuant to C.G.S. Sec. 9-400(b) which states that a valid petition shall contain at least five per cent of the enrolled members of such party in the district for the district office of State Senator.

Primary Petition Signed Needed 2014

State Senate			Active Party Members On Enrollment List As Of 10/27/2013 ¹	5% Of Enrolled Party Members ²
Senate District	1	D	24397	1,220
	1	R	3668	184
Senate District	2	D	30913	1,546
	2	R	3918	196
Senate District	3	D	22813	1,141
	3	R	9372	469
Senate District	4	D	19245	963
	4	R	11814	591
Senate District	5	D	24841	1,243
	5	R	12801	641
Senate District	6	D	18991	950
	6	R	6435	322
Senate District	7	D	16833	842
	7	R	13172	659
Senate District	8	D	17734	887
	8	R	17699	885
Senate District	9	D	22616	1,131
	9	R	10018	501
Senate District	10	D	35623	1,782
	10	R	1984	100
Senate District	11	D	31128	1,557
	11	R	4363	219
Senate District	12	D	18346	918
	12	R	14289	715
Senate District	13	D	18284	915
	13	R	9132	457
Senate District	14	D	21442	1,073
	14	R	11493	575
Senate District	15	D	24048	1,203
	15	R	7455	373
Senate District	16	D	18136	907
	16	R	13399	670
Senate District	17	D	20714	1,036
	17	R	8752	438
Senate District	18	D	17007	851
	18	R	11747	588
Senate District	19	D	17071	854
	19	R	10888	545
Senate District	20	D	19807	991
	20	R	11440	572
Senate District	21	D	15007	751
	21	R	13982	700
Senate District	22	D	22775	1,139
	22	R	9455	473
Senate District	23	D	31336	1,567
	23	R	2117	106

Primary Petition Signed Needed 2014

State Senate			Active Party Members On Enrollment List As Of 10/27/2013 ¹	5% Of Enrolled Party Members ²
Senate District	24	D	13974	699
	24	R	11367	569
Senate District	25	D	17587	880
	25	R	12568	629
Senate District	26	D	19520	976
	26	R	22414	1,121
Senate District	27	D	18817	941
	27	R	10275	514
Senate District	28	D	17552	878
	28	R	19103	956
Senate District	29	D	17191	860
	29	R	8437	422
Senate District	30	D	15833	792
	30	R	17021	852
Senate District	31	D	20211	1,011
	31	R	11339	567
Senate District	32	D	14201	711
	32	R	18311	916
Senate District	33	D	19541	978
	33	R	15199	760
Senate District	34	D	16180	809
	34	R	10574	529
Senate District	35	D	17646	883
	35	R	13069	654
Senate District	36	D	14884	745
	36	R	20416	1,021





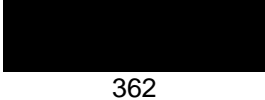

¹ Computations made pursuant to C.G.S. Sec. 9-400(c) which states, "the number of enrolled members of a party shall be determined by the latest enrollment records in the office of the Secretary of the State..."

² Computations made pursuant to C.G.S. Sec. 9-400(b) which states that a valid petition shall contain at least five per cent of the enrolled members of such party in the district for the district office of State Senator.

Primary Petition Signed Needed 2014
Judge of Probate

			Active Party Members On Enrollment List As Of 10/27/2013 ¹	5% Of Enrolled Party Members ²
1	Hartford	Democratic	34522	1,727
1	Hartford	Republican	1744	88
2	West Hartford	Democratic	17578	879
2	West Hartford	Republican	6805	341
3	Bloomfield	Democratic	7673	[REDACTED]
3	East Granby	Democratic	969	
3	Suffield	Democratic	2133	
3	Windsor Locks	Democratic	2372	
3	Bloomfield	Republican	1341	[REDACTED]
3	East Granby	Republican	960	
3	Suffield	Republican	2406	
3	Windsor Locks	Republican	1268	
4	East Windsor	Democratic	2308	[REDACTED]
4	South Windsor	Democratic	5695	
4	Windsor	Democratic	9393	
4	East Windsor	Republican	1427	[REDACTED]
4	South Windsor	Republican	3545	
4	Windsor	Republican	2741	
5	East Hartford	Democratic	12994	650
5	East Hartford	Republican	2679	134
6	Glastonbury	Democratic	6922	[REDACTED]
6	Hebron	Democratic	1760	
6	Glastonbury	Republican	5601	[REDACTED]
6	Hebron	Republican	1571	
7	Newington	Democratic	7177	[REDACTED]
7	Rocky Hill	Democratic	4394	
7	Wethersfield	Democratic	6524	
7	Newington	Republican	2933	[REDACTED]
7	Rocky Hill	Republican	2299	
7	Wethersfield	Republican	3444	
8	Berlin	Democratic	4831	[REDACTED]
8	New Britain	Democratic	13478	
8	Berlin	Republican	3015	[REDACTED]
8	New Britain	Republican	2805	

9	Avon	Democratic	3342	
9	Canton	Democratic	2107	
9	Granby	Democratic	1822	
9	Simsbury	Democratic	4729	600
9	Avon	Republican	3901	
9	Canton	Republican	2021	
9	Granby	Republican	2211	
9	Simsbury	Republican	5084	661
10	Burlington	Democratic	1659	
10	Farmington	Democratic	5254	346
10	Burlington	Republican	1666	
10	Farmington	Republican	4457	307
11	Enfield	Democratic	7622	
11	Somers	Democratic	1379	
11	Stafford	Democratic	2740	588
11	Enfield	Republican	4413	
11	Somers	Republican	1752	
11	Stafford	Republican	1317	375
12	Ellington	Democratic	2332	
12	Vernon	Democratic	4504	342
12	Ellington	Republican	2219	
12	Vernon	Republican	2683	246
13	Andover	Democratic	679	
13	Bolton	Democratic	997	
13	Columbia	Democratic	1167	
13	Manchester	Democratic	10647	675
13	Andover	Republican	531	
13	Bolton	Republican	893	
13	Columbia	Republican	794	
13	Manchester	Republican	4789	351
14	East Haddam	Democratic	1723	
14	East Hampton	Democratic	2397	
14	Marlborough	Democratic	1219	
14	Portland	Democratic	2085	372
14	East Haddam	Republican	1267	
14	East Hampton	Republican	1708	
14	Marlborough	Republican	1006	
14	Portland	Republican	1192	259

15	Cromwell	Democratic	3139	
15	Durham	Democratic	1211	
15	Middlefield	Democratic	972	
15	Middletown	Democratic	10283	781
15	Cromwell	Republican	1940	
15	Durham	Republican	1357	
15	Middlefield	Republican	623	
15	Middletown	Republican	3301	362
16	Meriden	Democratic	10198	510