


State of Connecticut



State Revolving Fund Programs:

CLEAN WATER FUND

Supporting the Planning, Design, and Construction of Municipal Water Quality Projects


2008 Annual Report

State of Connecticut

CLEAN WATER FUND



Gina McCarthy
Commissioner
Department of
Environmental Protection



Denise L. Nappier
State Treasurer

REPORT INTRODUCTION

The Connecticut Clean Water Fund provides financing for projects that have been identified by the Department of Environmental Protection (DEP) as priorities for ensuring compliance with state and federal water quality standards.

Within Connecticut's borders, there are approximately 450,000 acres of wetlands, 6,000 miles of streams and rivers, over 2,000 lakes and reservoirs, and 600 square miles of estuarine water in the Long Island Sound. Managing these resources for today and tomorrow is one of DEP's most critical missions. Through various statutes and regulations, the DEP focuses on specific stream segments or bodies of water where municipal discharges have resulted in the impairment of a designated use or pose a significant public health risk, and for which the reduction of pollution will substantially restore surface or groundwater uses.

This report for the fiscal year ending June 30, 2008, is the eighteenth Annual Report to the Governor on the Clean Water Fund. It has been prepared jointly by the Bureaus of Water Protection and Land Reuse, and Financial and Support Services within the DEP, and the Office of the State Treasurer, Debt Management Division.

Included in this report is the history of the Connecticut Clean Water Fund and the Clean Water State Revolving Fund (Clean Water SRF), a review of project financing during fiscal year 2008, descriptions of the Clean Water Fund revenue bond program, and projections of project funding and the management initiatives for fiscal year 2009.

As a major recipient of federal financial assistance, the State must provide audited statements and comply with the federal Single Audit Act of 1984. The audited statements for the fiscal year that ended June 30, 2008, provided in this report, have been prepared by a firm of independent certified public accountants.

This report includes references to the Drinking Water State Revolving Fund (Drinking Water SRF), for which a separate annual report is available.

Copies of this and previous annual reports since 2001 are available at the State Treasurer's website at www.state.ct.us.off.

COMMUNITIES SERVED BY THE CONNECTICUT CLEAN WATER FUND

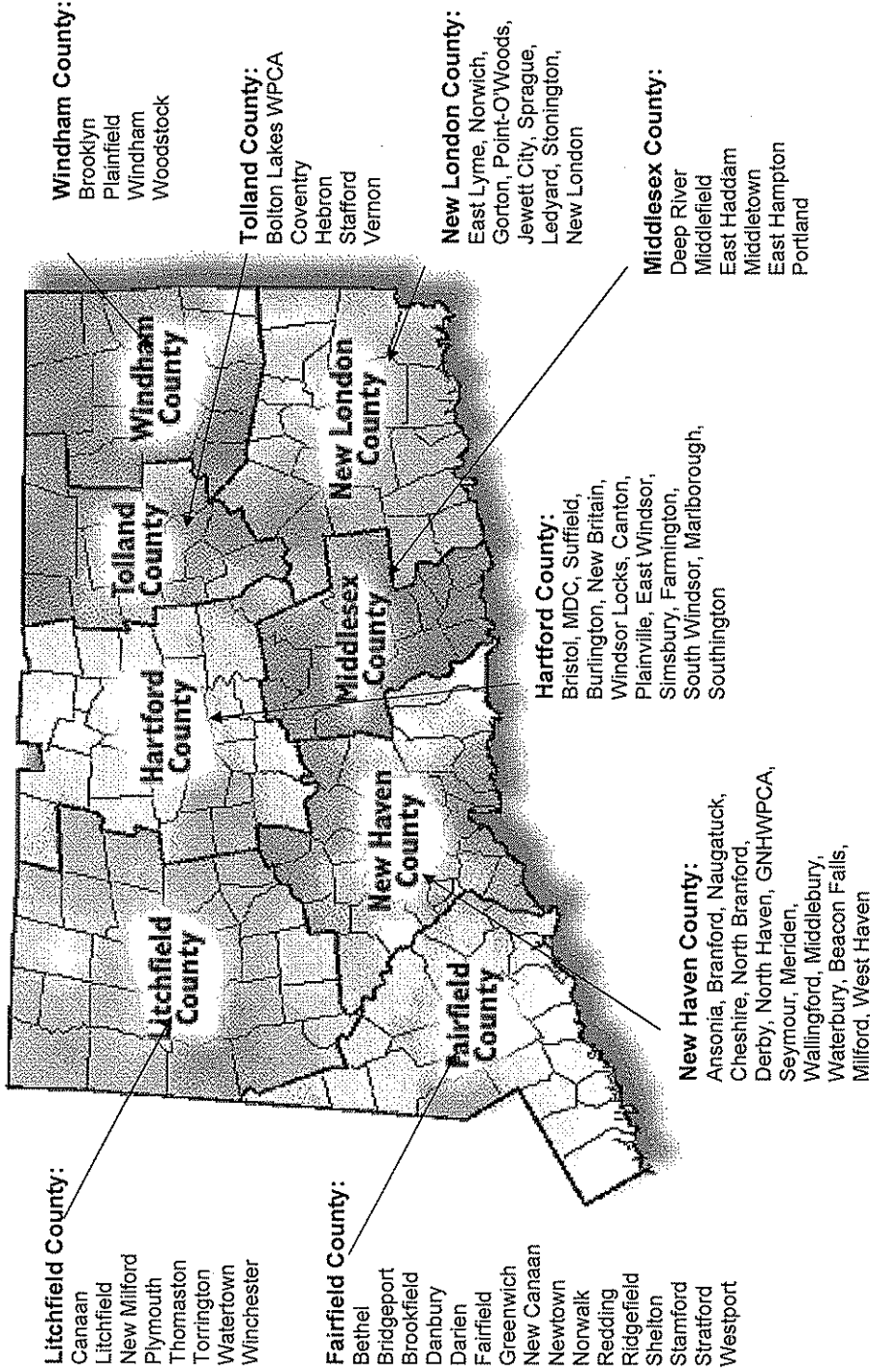


TABLE OF CONTENTS

REPORT INTRODUCTION	3
EXECUTIVE SUMMARY	5
SUMMARY OF ACTIVITIES AND ACCOMPLISHMENTS IN 2008	6
BACKGROUND	8
PROGRAM MANAGEMENT	10
MAJOR PROGRAMS OF THE CONNECTICUT CLEAN WATER FUND	12
PROJECT FINANCING	19
THE PROJECT PRIORITY LIST	19
AVAILABLE FINANCING	20
BORROWERS	21
2008 PROJECTS	22
PENDING PROJECTS	23
FINANCING PROGRAM ADMINISTRATION	24
PROGRAM FUNDING FOR THE CLEAN WATER SRF	25
FEDERAL CAPITALIZATION GRANTS	25
STATE AUTHORIZATIONS AND CONTRIBUTIONS	26
REVENUE BONDING PROGRAM	27
SUMMARY OF PROGRAM ACTIVITIES AND INITIATIVES	30
2009 PROGRAM ACTIVITIES AND INITIATIVES	30
LONG-TERM PROJECTIONS	32
CONDITION OF THE CONNECTICUT CLEAN WATER FUND	32
UNAUDITED FINANCIAL STATEMENTS	34
STATE ACCOUNT (21014) - UNAUDITED	35
LONG ISLAND SOUND ACCOUNT (21016) - UNAUDITED	36
AUDIT REPORTS AND SCHEDULES	38
APPENDICES	81
APPENDIX I: STATE AUTHORIZATIONS	82
APPENDIX II: STATE MATCH FOR FEDERAL CAPITALIZATION GRANTS	84
APPENDIX III: FEDERAL CAPITALIZATION GRANTS	85
APPENDIX IV: LOANS CLOSED DURING FY 2008	87

APPENDIX V: PENDING PROJECTS	88
APPENDIX VI: BORROWERS BY CREDIT RATING	95
APPENDIX VII: CLEAN WATER FUND PRIORITY RANKING LIST AS OF 2007	97
APPENDIX VIII: PROGRAM MANAGEMENT BY DEP	100
APPENDIX IX: PROGRAM MANAGEMENT BY THE OFFICE OF THE STATE TREASURER	101
FINANCING PROGRAM ADMINISTRATION	102
PROGRAM BOND RESOLUTIONS.....	103
REVENUE BOND SWAP INFORMATION.....	104
INVESTMENTS AND RESERVE ACCOUNT INFORMATION.....	104
APPENDIX X: APPLICATION PROCESS.....	106
FINANCING APPLICATION AND APPROVAL	106
APPENDIX XI: LOAN AGREEMENTS	107
APPENDIX XII: PROJECTS FUNDED BY THE CLEAN WATER FUND SINCE 1987	109

Connecticut Clean Water Fund

Annual Report 2008

EXECUTIVE SUMMARY

The State of Connecticut Clean Water Fund, one of Connecticut's largest financing programs, supports municipal sewage infrastructure projects throughout the state.

The Clean Water Fund is managed by the state Department of Environmental Protection (DEP), the agency that carries out the environmental policies of the state, and is administered by the Bureau of Water Protection and Land Reuse, with the support of the Bureau of Financial and Support Services. Through a Memorandum of Understanding with the DEP, the Office of the State Treasurer manages the bond-financing program, and the financial management and administration of the loan program.

This report discusses various accomplishments and program activities during fiscal year 2008 and initiatives planned for fiscal year 2009.

As of fiscal year 2008's end, the Connecticut Clean Water Fund had made commitments totaling \$1.87 billion in grant and loan assistance to 102 communities, including the 12 municipalities that participate in regional districts or authorities. The program has provided wastewater infrastructure development in areas of Connecticut where more than 65% of the population resides.

Several water quality and environmental protection needs are addressed through programs and projects financed through the Connecticut Clean Water Fund. These include the upgrade of aging wastewater facilities and construction of advanced wastewater treatment plants, combined sewer overflow correction projects and nutrient removal, all which help attain clean water goals for the state. In addition to municipal sewage infrastructure projects, the Connecticut Clean Water Fund also supports activities in the Nitrogen Credit Exchange Program, Rivers Restoration Program, Stormwater Authority Pilot Program, and other special programs and projects.

The DEP manages the Priority List for the Connecticut Clean Water Fund. The Priority List identifies projects for funding based on capital budget appropriations in the biennial budget approved by the state legislature, and addresses eligible project categories defined by statute including: wastewater treatment plants, combined sewer overflow projects, small community projects, interceptor sewers, and nutrient removal projects. The Priority List for 2008 and 2009 was released in January 2008. The next biennial cycle will cover fiscal years 2010 and 2011, and the next Priority List is expected to be issued by December 2009.

The Connecticut Clean Water Fund programs include the federal State Revolving Fund, which receives federal capitalization grants, as provided through the federal Clean Water Act, with annual appropriations through the U.S. Environmental Protection Agency (EPA).

Primary sources of funding for the Connecticut Clean Water Fund programs are state general obligation and revenue bonds, as managed by the Office of the State Treasurer.

SUMMARY OF ACTIVITIES AND ACCOMPLISHMENTS IN 2008

Connecticut has made great progress in building and improving the capacity of our local sewage systems by working closely with its cities and towns. As a result, the quality of water in our rivers and streams continually improves, and the flow of nitrogen and other pollutants into Long Island Sound is being reduced, consistent with the state's water quality management plans.

Below is a list of fiscal year 2008 highlights of the Connecticut Clean Water Fund. They include:

- Redeveloped and completed the biennial Project Priority List consistent with the state's budgeting process. The current list identifies the number and the amount of projects that will be eligible for funding based on capital budget appropriations for two fiscal years, 2008 and 2009.
- Obtained approvals for the development and installation of a new state revolving fund accounting and project management system and complete the first phase of the customization process. Testing of Phase 1 began in May 2008.
- Provided financial and administrative management, as well engineering oversight for multiple projects. Those projects included: 1) \$117.9 million for 51 active and 14 new Clean Water Fund projects, and 2) \$7.75 million in the EPA's State and Tribal Assistance Grants (STAG) program. Support was provided for active planning and design projects within Bolton, Groton, Meriden, New Britain, New Fairfield, Southington, Stamford, Vernon, Waterbury, and the Metropolitan District Commission (MDC).
- Provided financial, administrative, technical and engineering oversight for:
 - Major construction of wastewater treatment plant projects in Meriden, Stratford, Milford, Glastonbury and Plainville. Each project will update the capacity and reliability of the plant for 20 years as well as remove nitrogen to aid in the protection of Long Island Sound water quality.
 - Construction projects by the MDC to comply with a State Consent Order on combined sewer overflow correction and the EPA Consent Decree to eliminate sanitary sewer overflows.
 - Infiltration and inflow removal projects in the MDC and the Greater New Haven Water Pollution Control Authority (GNHWPCA) sewer systems. Each of these projects will contribute to the reduction of combined sewer overflow volumes and assist in attaining water quality standards for the discharge areas after rainfall events.

- Two lake area projects that will replace failing or marginal septic systems with sanitary sewer systems. Coventry Lake in Coventry and Lake Terramuggus in Marlborough will see improvements to water quality after the completion of the sewer projects.
- Conducted technical reviews on construction plans and specifications for nitrogen removal projects at wastewater treatment plants in Ansonia and Windham. Support was also provided for denitrification improvements by Winchester, Danbury, Southington, and the MDC. Each of these projects is providing cost-effective solutions for nitrogen removal to aid in the improvement of water quality in Long Island Sound.
- Met and maintained Minority Businesses/Women Businesses Enterprise (MB/WBE) requirements and the EPA negotiated fair share goals for each project. Received approval from EPA for revised goals based upon a 2007 availability study.
- In 2003, the Office of the State Treasurer restructured the Clean Water bond-financing program, and in 2008 cash defeased, all of the older bonds allowing the benefits of the new simplified credit structure to be fully realized. The program's restructure is a significant accomplishment that will allow the State to structure future bond issues as appropriate to maximize project funding for essential Clean Water SRF and Drinking Water SRF projects throughout the State. The management of the bond-financing program has enhanced the ability of the Connecticut Clean Water Fund to meet the state's environmental water quality goals

During fiscal year 2008, the DEP and the Office of the State Treasurer were actively engaged in an annual review of the program including project management, Priority List development, and overall funding capacity. The DEP and the 2007 report by the Clean Water Fund Advisory Work Group, estimated the overall need for water quality improvements at approximately \$4.8 billion through 2028, including treatment plant construction and combined sewer overflow correction needs that are expected to exceed \$2.7 billion. Based on DEP estimates and the provisions of the state-funded grants and the low interest loan program, approximately 65% of these costs are expected to be financed through the Clean Water SRF loan program. Other project costs are expected to be funded by the state and by local contributions.

The Advisory Work Group Report helped set the tone for Clean Water Fund needs. With strong public and legislative support, the Connecticut General Assembly recommended, and the Governor approved a robust bonding authorization for fiscal year 2008 and 2009. For fiscal year 2008, \$90 million in general obligation bonds, and \$235 million in revenue bonds were authorized. For fiscal year 2009, \$90 million in general obligation bonds and \$180 million in revenue bonds were authorized, sufficient to provide \$595 million in grants and loans and to reduce much of the project backlog that had developed during 2002 through 2007. For fiscal year 2009, further authorizations in similar amounts will help keep the state on track in meeting environmental program goals.

As exemplified in fiscal year 2008, the Clean Water Fund program depends on the state's continued ability and willingness to commit financial resources to meet its water quality needs. The state continues to demonstrate its commitment to the program with

annual authorizations, consistent staffing levels, resources to meet existing and future needs, and support for the creation, development, and implementation of new program initiatives.

BACKGROUND

The Connecticut Clean Water Fund provides financial assistance to municipalities for the construction, rehabilitation, expansion, and improvement of publicly owned systems for the collection, treatment, and reclamation of sewage prior to discharge into receiving waters.

The Connecticut Clean Water Fund is the state's environmental infrastructure assistance program, and a key component is the state revolving fund, which provides low interest loans for qualified Clean Water projects. Other components provide state grants for qualified projects.

Section 22a-475-499 of the Connecticut General Statutes, inclusive, authorizes the State to establish and operate the state revolving fund and other programs to apply for and receive federal funds, and to provide low-cost financing to facilitate and achieve compliance with federal and state water quality standards.

Connecticut was one of the first states to create a state revolving fund. In 1986, the DEP, the Office of Policy and Management, and the Office of the State Treasurer recommended changes in the method of providing financial assistance by the State to municipalities for wastewater and water pollution control. In that year, the legislature passed Public Act No. 86-420, which established the Connecticut Clean Water Fund including the federally qualified revolving loan program, known as the Clean Water State Revolving Fund ("Clean Water SRF").

The fund was initially established to provide financial assistance to municipalities for planning, design, and construction of wastewater collection and treatment projects. As the Fund grew, additional programs were added. The Clean Water SRF replaced state and federal grant programs that had existed since the 1950s. The 1987 amendments to the Clean Water Act required that states establish a revolving loan program by 1989. The state program was further modified in 1996 to include the Drinking Water Fund to assist water companies in complying with the Safe Drinking Water Act by providing low-cost financing.

The Connecticut Clean Water Fund is one of the most generous in the United States, with 100% project financing which includes grants for a percentage of the project cost and subsidized 2% interest rate loans for the balance of the project cost.

The State has taken a series of steps to further its partnership with local governments in building and financing projects that improve water quality and protect public health while sustaining its significant natural resources. These changes have enhanced the program's ability to meet Connecticut's water quality needs.

In 1987, the legislature amended the statutes to clearly show compliance with the federal Water Quality Act of 1987 and to provide a new financing strategy to support the programs.

In 1996, the statutes were amended to include provisions for the Drinking Water State Revolving Fund and to create the subordinated refunding bond resolution to take advantage of opportunities to reduce debt costs.

In 1999, the grant percentage for project costs for nitrogen removal projects at wastewater treatment facilities was increased.

In 2002, The Nitrogen Credit Trading Program was initiated and grants were increased from 20% to 25% for small communities regardless of project size and a 100% loan program for collection system improvements was instituted.

In 2003, the financing program was restructured and the general revenue bond resolution was implemented, which increased the amount of available loan funding and improved the efficiency of the program.

In 2007, the work of the Clean Water Fund Advisory Group supported by the DEP Commissioner and the Office of the State Treasurer resulted in greater focus on all aspects of the Connecticut Clean Water Fund.

In 2008, as mentioned in the Summary of Activities and Accomplishments in 2008, significant increases to the authorizations for program loans and grants were approved by the Governor, and the State Treasurer completed the final stage of the restructuring of the financing program initiated in 2003 to further enhance the program's effectiveness in the future.

The state also receives federal capitalization grants, which as of June 30, 2008, have totaled \$351.2 million since 1987. Although the required match is only 20% in the federal grant agreements, the State's match contributions to the program exceed the \$70.2 million required for the current capitalization grants by \$29.8 million. The State uses the grant and the match to support the revenue bond project financial program. Federal capitalization grants and state matching funds must remain in the revolving fund due to federal perpetuity requirements.


It is the goal of the Connecticut Clean Water Fund to finance projects that will:

- Support construction upgrades or expansion of local sewage treatment plants.
- Expand the capacity of local sewage treatment plants to remove nitrogen from wastewater in order to protect the water quality of Long Island Sound.
- Remove phosphorus to meet freshwater quality goals for nutrient enrichment.
- Rebuild sewage-pumping stations and repair leaky sewers.
- Remediate surface and groundwater pollution caused by failing and substandard septic systems by sewerage or upgrading of subsurface systems.
- Construct separate stormwater systems or other abatement facilities to eliminate overflows caused by combined sewage and stormwater systems.

Project commitments of over \$1.87 billion, as further detailed in Appendix XII, include \$480.0 million in grants for wastewater and Long Island Sound projects, \$90.0 million in loans for projects funded by the state, \$51.7 million in direct loans using federal capitalization grants, \$9.4 million in Long Island Restoration Act (LISRA) grants, and \$1.245 billion in loans funded by, or to be funded by, revenue bonds. These projects

have provided wastewater infrastructure in areas of the state comprising more than 65% of the population.

A stormwater pilot utility project was initiated in Norwalk in fiscal year 2008 in the amount of \$240,000. Two additional municipalities (New Haven and New London) will receive stormwater grants in fiscal year 2009.



Stratford Treatment Plant Aerial View

PROGRAM MANAGEMENT

The Connecticut Clean Water Fund program, which incorporates Connecticut's participation in the federal Clean Water SRF under Title VI of the federal Clean Water Act, is managed by the DEP, the agency that carries out the environmental policies of the state. The goal of the Connecticut Clean Water Fund program management is to efficiently provide financial assistance at the lowest possible cost while ensuring that the state's water quality needs are met.

The federal Clean Water Act requires that the state provide sufficient staff and resources to manage and maintain the Clean Water SRF in perpetuity. The federal Clean Water Act also has extensive reporting and data collection requirements that require the State to implement policies, procedures, and systems necessary to provide accurate and timely information on the activities of the Clean Water SRF.

The DEP is responsible for coordinating the conservation, improvement and protection of the State's natural resources and environment, primarily by mitigating water, land and air pollution. To accomplish its mandate under the Connecticut Clean Water

Act, the DEP enforces compliance with state and federal laws, discharge permits, rules and regulations pertaining to pollution control in the state. The DEP is also responsible for the supervision of research related to restoring and rehabilitating Long Island Sound. The DEP Bureaus of Water Protection and Land Reuse, and Financial and Support Services have program responsibility for the Connecticut Clean Water Fund.

The DEP Commissioner entered into a Memorandum of Agreement with the State Treasurer in 1989, which delegates to the State Treasurer certain responsibilities with respect to the implementation and management of the Clean Water Fund. A financial administrator works for the State Treasurer and manages and coordinates the various financial components of the Clean Water Fund and the Drinking Water Fund Programs on a day-to-day basis.

The State Treasurer receives all the money belonging to the State, makes disbursements as directed by statute, and manages, borrows, and invests all funds for the State. The State Bond Commission delegates to the State Treasurer the authority and responsibility for determining the state's financing plans including the terms and conditions of issuing state general obligation and revenue bonds. The Office of the State Treasurer has responsibilities for the Clean Water Fund's financing program and various financial components of the Clean Water Fund. As with other programs of the State, the activities of the financial administrator are coordinated with those of the DEP and Office of Policy and Management (OPM). OPM manages the State's capital budget and oversees the bond allocation process.


Through the Memorandum of Agreement, the Office of the State Treasurer provides management of the bond financing program and is integrally involved in the financial management of the loan program. In 2008, an update of the Memorandum of Agreement was initiated to reorganize project accounting duties. This effort is expected to be completed by the end of 2009.

Further information on the agencies and departments involved in the management of the Connecticut Clean Water Fund can be found in Appendix VIII and Appendix IX.

The program management goals and objectives of the Office of the State Treasurer relating to the Connecticut Clean Water Fund are to:

- Maintain accurate project funding and accounting systems for the State Revolving Fund programs and develop a new project tracking and accounting system for the Clean Water Fund.
- Develop additional capacity to provide low-cost financing for eligible projects, as simply and effectively as possible.
- Manage the payment process for the Nitrogen Credit Program and participate on the Nitrogen Credit Advisory Board.
- Assist municipal water quality projects by creating loan structuring responsive to local needs while ensuring integrity of the Clean Water Fund.
- Maintain both the federal tax-exempt status and the high credit ratings of all of the program's publicly issued debt.

- Continual review of outstanding debt for structural improvements and refunding savings.



Boating in Old Saybrook

Major Programs of the Connecticut Clean Water Fund

The effective management of the Clean Water State Revolving Fund requires coordination with programs that participate in the achievement of the state's water quality goals. The programs of the Connecticut Clean Water Fund that most significantly contribute to the work of the Clean Water State Revolving Fund activities include the Nitrogen Credit Exchange Program, the Rivers Restoration Program, the Long Island Sound Grant Program, and the Coves and Embayments Program.

Clean Water State Revolving Fund

"The purpose of the State of Connecticut's State Revolving Fund Programs is to provide a source of low interest loans and other types of financial assistance (other than direct grants) to local entities for the construction, rehabilitation, expansion or improvement of wastewater treatment or drinking water facilities in accordance with the State Act."

The Planning and Standards Division within the Bureau of Water Protection and Land Reuse of the DEP administers the Connecticut Clean Water Fund, primarily within its Municipal Facilities Section. The Section provides assistance to municipalities for the upgrading of municipal wastewater infrastructure and related infrastructure needs, through planning, design and construction oversight as well as the approval of permits for municipal discharges and enforcing the state's operator certification requirements.

The Bureau's mission is to protect and restore the state's surface water and groundwater, to protect public water supply, human health and safety, hazard mitigation, river restoration, and to preserve and enhance water based recreation, propagation of fish and aquatic life. The purpose of these activities is to maintain the natural character and economic well-being of the State. The Bureau adopts water quality standards for the state's surface and groundwater resources, regulates municipal and industrial wastewater discharges, manages construction on and adjacent to coastal and inland water resources, enforces water quality standards, mitigates natural hazards, and controls floodplain development, river restoration water resource protection, and remediation of waste disposal sites.

The Bureau also monitors and assesses water quality, manages the Connecticut Clean Water Fund, and develops strategies to abate or prevent water pollution. As the primary agency and the recipient of the federal capitalization grants for the Clean Water SRF on behalf of the state, the DEP executes annual grant agreements with the federal EPA.


DEP develops its final list of approved Connecticut Clean Water Fund projects for the year based on the amount of bond funding authorized by the legislature. DEP then requests a lump sum allocation from the State Bond Commission. This represents a significant improvement in the process used to fund local sewer construction and improvement projects through the fund. In prior years, each project approved by DEP was presented to the State Bond Commission for final authorization once bids have been obtained. That additional step had caused delays that increased the cost of projects due to inflation or the need to rebid the contracts.

The process has been streamlined, and a pool of money is approved by the State Bond Commission for projects that the DEP and the Office of the State Treasurer determine are ready to move forward. The more streamlined process is the first in a series of steps designed to save time and money in the future.

The following pictures are from the Town of Stratford Wastewater Treatment Facility, which is under construction at this time. The project is providing a significant general mechanical and electrical upgrade and is part of the state's plan to meet the 2014 Total Maximum Daily Load (TMDL) for the Nitrogen General Permit.



Stratford Wastewater Treatment Facility Clarifier Slab Placement



Stratford Wastewater Treatment Facility Aeration Tank Diffuser Installation

The Nitrogen Credit Exchange Program

The Nitrogen Credit Exchange Program, the state's nutrient trading program, is a mechanism for attaining the aggregate reduced nitrogen goal for Connecticut sewage treatment plants. Connecticut's Nitrogen Credit Exchange was created in 2001 by Section 22a-521 to 527 of the Connecticut General Statutes to promote and share the cost of nitrogen removal through a nitrogen credit trading mechanism established by the

state among municipal sewage treatment plants as mandated by the EPA under a joint Connecticut and New York TMDL) analysis. A TMDL defines the maximum amount of a pollutant that a body of water can absorb and still be healthy, and sets an implementation schedule to attain pollutant reduction goals. The Long Island Sound TMDL requires Connecticut and New York to collectively attain a 58.5% reduction of nitrogen loading from all sources from an established baseline by 2014. A 64% reduction goal was set for Connecticut's sewage treatment plants, a major source of nitrogen, through a waste load allocation process.



Hamanasset Beach on Long Island Sound

Nitrogen credit trading was developed with the passage of Public Act 01-180, which established a program overseen by a Nitrogen Credit Advisory Board, and authorized issuance of a Nitrogen General Permit. Collectively, the General Permit and the Nitrogen Credit Exchange form the foundation for the successful nitrogen exchange program instituted in Connecticut for publicly owned sewage treatment plants. The statute provides for a board composed of twelve members including representatives from key state agencies - the DEP, the Office of the State Treasurer, and the Office of Policy and Management - and nine members appointed by the General Assembly and the Governor representing municipal interests.

The Nitrogen Credit Exchange Program provides an incentive to facilities that complete nitrogen treatment projects while allowing facilities that elect to defer construction of nitrogen treatment to remain in compliance with the General Permit by purchasing nitrogen credits. Treatment plant construction costs at sewage treatment plants that include nitrogen removal will total nearly \$1.3 billion through 2014. The associated nitrogen removal costs are estimated to total over \$800 million, depending on the outcome of the TMDL and the Nitrogen Credit Exchange Program.

The Nitrogen Credit Advisory Board also has the authority to recommend use of surplus funds from the sale of nitrogen credits to support nitrogen removal projects, habitat restoration, and research. Surplus funds are currently being used to evaluate winter operations and train operators to attain higher levels of nitrogen removal during

winter months, monitor nitrogen loads, support research through membership in the Water Environment Research Foundation, and study the consequences of combined sewer overflows (CSO) management on nitrogen treatment and loads.

During the year, the Nitrogen Credit Advisory Board was recognized by the EPA for its innovative Nitrogen Credit Exchange Program, the first state managed nutrient trading program of its kind in the country. Several members of the Board attended the EPA Awards Program at the Mystic Aquarium in Mystic, Connecticut in November 2007,



EPA Awards Program at Mystic Aquarium with EPA Region 1 Administrator Bob Varney, DEP Commissioner Gina McCarthy, Assistant Treasurer Sarah K. Sanders and others from the Department of Environmental Protection, the Office of the State Treasurer, and the Nitrogen Credit Advisory Board.

The Rivers Restoration Program

This program is established to provide grants for the physical improvement and restoration of rivers degraded by development or the effects of pollution. The program administrators within the DEP determine project eligibility and priority. There are currently few active projects as new projects have not been awarded funds since 2004.

The Long Island Sound Grant Program

Long Island Sound research and other activities are eligible for Connecticut Clean Water Fund grants when funds are made available. Projects are funded through the Long Island Sound Clean-Up Account of the Clean Water Fund, which has provided state funded grants for:

- Research toward protection of Long Island Sound.
- Ambient monitoring of Long Island Sound.
- Restoration and preservation of tidal coves and embayments.
- Nonpoint source pollution control projects.

- Low-cost, publicly available marine sanitation holding tank pumpouts and marine portable toilet dump stations along the coast of Long Island Sound and its coastal river tributaries.

No new research projects have been funded through the Long Island Sound program since 1996.


Additional projects benefiting Long Island Sound have been funded through proceeds from the federal EPA Long Island Sound Study. The Long Island Sound system uses resources from the National Estuary Program and the federal Long Island Sound Restoration Act (LISRA) to fund research, monitoring, and restoration activities consistent with the Comprehensive Conservation and Management Plan developed by EPA and the partner states of Connecticut and New York. Through LISRA, DEP has supplemented Clean Water Fund activities that reduce nitrogen loads to the Sound. Since 2003, these funds have been used to promote denitrification by providing 60-65% grants for planning and 100% grants for planning and design studies. No new funds to support planning and design grants were awarded in fiscal year 2008.

The Coves and Embayment Program


DEP's Coves and Embayment Restoration Program was started in 1983 to address degradation of tidal coves and embayments resulting from tidal flow alteration, water quality degradation, and increased sediment. This program provides funding and technical assistance to municipalities. No new projects were funded in fiscal year 2008.



Tidal Wetlands in CT



Beach on Long Island Sound



Old Lyme Pier

PROJECT FINANCING

The Connecticut Clean Water Fund program is designed to provide municipalities with critical financing for a variety of projects that includes construction for upgrade and improvement of wastewater treatment facilities and systems. The DEP may prepare administrative orders to municipalities requiring pollution abatement or remedial action. The DEP and municipalities may sign consent orders that set the parameters and timetables for the required actions. The state also uses the Clean Water SRF to provide low-cost loans. There are several water quality and environmental protection needs that are addressed by the projects financed through the Clean Water Fund.

Aging Facilities: Many of the publicly owned sewage systems throughout Connecticut were built before the inception of the Clean Water SRF program. These facilities have an average life expectancy of 20 years. The state continues to address the ongoing need to rebuild sewage treatment plants using a combination of grants and Clean Water SRF loans to municipalities so that these plants meet the minimum national standard of secondary treatment.

Advanced Water Treatment: Many municipalities must meet higher levels of treatment, called advanced treatment, to comply with fishable-swimmable standards in the river or water body receiving the discharge. More than thirty large treatment facilities have been upgraded to advanced treatment facilities using grants and Clean Water SRF loan financing.

Correction of Combined Sewer Overflows: Many sewer collection systems, particularly in urban areas, have far exceeded their useful life and the replacement of the combined storm water and wastewater systems will eliminate overflows when treatment capacity is exceeded. Although grants and Clean Water SRF loans have financed projects throughout the state, CSO problems persist in Hartford, New Haven, Bridgeport and Norwich.

Nutrient Removal: Long Island Sound is a significant natural resource providing recreational and aqua cultural benefits for the state and the region. It is essential to protect Long Island Sound from discharges that result in low levels of dissolved oxygen, which threaten fish and other aquatic life. The State has established programs such as the Nitrogen Credit Exchange Program, to monitor and reduce discharges into Long Island Sound. Increasing attention is also being directed towards phosphorus enrichment, which primarily affects freshwater systems.

Based on the priority ranking system and other specific management criteria, all anticipated eligible sewerage projects, as identified by the DEP through the consent order process or requested by the municipalities, have been ranked for funding purposes and appear on a project priority list.

The Project Priority List

After the capital budget appropriations have been made by the legislature, the Project Priority List is prepared for a two-year period. The list includes all projects expected to receive funding in each fiscal year. The priority ranking system is used to determine the funding of municipal projects under the respective statutes and regulations. The priority system and Project Priority List include project information and point ratings, which constitute the basis for committing available and anticipated state and federal funds.

Projects on the Project Priority List are rated on several criteria that emphasize the impact of each upon public health, the improvement of water quality, and water resource utilization. The list is managed to allocate all federal and state financial assistance to high priority projects that are most consistent with the state's water quality objectives. Additional projects may be added if requested by a municipality during the public comment period prior to adoption of the final list. The list includes the following eligible project categories as defined by statute. The Project Priority List for fiscal years 2008 and 2009 was delayed during budget deliberations, which extended the legislative session into November 2007 and was ultimately approved in January 2008. The list can be found in Appendix VII.

Wastewater Treatment Plants

Eligible projects include treatment plant upgrades, hydraulic expansions, improved treatment levels, sludge-handling facilities, and mechanical upgrades to existing treatment processes.

Combined Sewer Overflow Projects

Eligible projects include supplemental combined sewer overflow treatment, overflow consolidation, sewer separation, off-line storage, and improved conveyance systems to treatment plants.

Small Community Projects

Small community projects are defined as projects serving small communities with less than 5,000 people or low-density sections of larger municipalities. Eligible projects include new sewer systems, community treatment systems, or decentralized wastewater management systems in districts.

Interceptor Sewers

Eligible projects include new interceptor sewers, which are main trunk lines, and pump stations with pressure force mains.

Nutrient Removal Projects

Eligible projects include nutrient removal systems as part of the building, upgrade or improvement of wastewater treatment facilities.

Available Financing

The state uses the Connecticut Clean Water Fund to provide both grants and loans to municipalities for eligible project costs, in accordance with Connecticut General Statutes Sections 22a-475 through 485.

Grant Program - Funded 100% by the State

The state grants available under the Clean Water Fund are:

- 20% of eligible project costs for plants and plant improvements.
- 25% of eligible initial project costs of regional authorities.
- 25% of eligible project costs for small communities.
- 30% of eligible nitrogen project costs related to reduction improvements.

- 50% grants on those project costs associated with grants for eligible combined sewer overflow work (55% for initial combined sewer overflow projects of regional authorities.)
- 55% planning grants for eligible projects, if funding is available.

All borrowers receive a loan for the remainder of the eligible project costs with the exception of 55% planning grants.

Loan Program

Municipalities obtain a local funding authorization to secure their loans. There are three options for a municipality to secure its loan:

- General obligation bond pledges of its full faith and credit for the loan.
- Revenue bond pledging system revenues of municipal systems with adequate sewer assessment collection history.
- General obligation/revenue bond pledge of both revenues from the sewer system and the municipality's general obligation pledge ("double-barreled" pledge) when the financial condition of a borrower is weaker than normal.

Each borrower's loan agreement includes repayment terms and conditions, covenants for the maintenance of the project, and compliance with the Clean Water Fund regulations, the State Act, and the Federal Act.

Loan Only Program

The State may also provide 100% loan financing for collection systems improvements. Only infiltration/inflow removal projects were funded with 100% loan financing in fiscal year 2008.

Other Financing Programs

LISRA Grants

These LISRA federal grants that are provided to distressed communities for nitrogen reduction projects are to augment Connecticut Clean Water Fund funding. All participating communities have used these grants for planning and design work as the magnitude of the funding has not been sufficient for construction. There have been no new appropriations for LISRA grants since fiscal year 2005.

Borrowers

Borrowers may include any city, town, borough, consolidated town and city, consolidated town and borough, metropolitan district, water district, fire and sewer district, sewer district, or public authority. Each municipal organization must have authority to levy and collect taxes or impose charges for its authorized function and undertake the activities authorized by the state act and the federal act.

Municipalities

There are 81 municipal treatment plant facilities in the state. Most municipalities have established a water pollution control authority within the local government. Municipalities usually obtain loans using their general obligation pledge. Some have revenue pledge

loans to maximize the use of fee systems and reduce the debt and property tax burden of the municipal government. The eight municipalities with revenue pledge loans or commitments are: Ansonia, Jewett City, Norwalk, Norwich, Stamford, South Windsor, Windham, and Windsor Locks.

Municipal Partnerships

Since the inception of the program, the DEP has encouraged cooperation among municipalities to meet water quality needs with loan agreements that may be structured to allow municipalities that pay for services to accept a pro-rata share of the loan repayments. There are three such partnerships with Connecticut Clean Water Fund loans: 1) Danbury, with Bethel and Ridgefield, for design and construction of a wastewater treatment facility in Danbury; 2) Waterbury, with Cheshire, Watertown and Wolcott, for a wastewater treatment facility in Waterbury; and 3) Vernon with Tolland, Ellington and South Windsor. The Connecticut Clean Water Fund has been flexible in working with municipalities to create solutions that involve all parties from the beginning of the project to the start of operation. While no new partnerships were initiated for Connecticut Clean Water Fund projects during the year, such partnerships and regionalization are expected to be a trend as municipalities determine the cost and efficiency advantages of working together.

Regional Borrowers

Currently the Connecticut Clean Water Fund provides loan and grant financing to three independent regional authorities: the Metropolitan District Commission (MDC), the Greater New Haven Water Pollution Control Authority (GNHWPCA), and the Bolton Lakes Regional Water Pollution Control Authority. The Bolton Lakes Authority has begun to work with DEP on a new project financing agreement.

The MDC is a municipal corporation chartered by the Connecticut General Assembly in 1929 to provide safe, pure drinking water and environmentally responsible sewage collection and treatment in the greater Hartford area. The MDC supplies water and sewer services to its eight member municipalities: Bloomfield, East Hartford, Hartford, Newington, Rocky Hill, West Hartford, Wethersfield, and Windsor. The MDC also treats wastewater for small areas in the Towns of Portland, Glastonbury, East Granby, South Windsor, and Farmington. The MDC has four water pollution control facilities in Hartford, East Hartford, Rocky Hill, and Windsor, and is responsible for the processing and treatment of wastewater from member towns.

The GNHWPCA is a two-year-old regional authority responsible for the existing Connecticut Clean Water Fund loans from four communities: New Haven, Hamden, East Haven and Woodbridge. The GNHWPCA is expected to borrow for new projects to improve existing facilities and correct combined sewer overflows in the future.

The Bolton Lakes Authority was created by Bolton and Vernon for new capital investment in a sewer system that will primarily serve residents of the Bolton Lake area in both towns. The new authority applied for its first loan, and the project began in fiscal year 2008.

2008 Projects

The loan commitments closed during fiscal year 2008 totaled \$137 million. The projects are for planning and design, treatment plant upgrades and system improvements

as required by several DEP consent orders. The 14 new loan commitments were made to municipalities for critical wastewater infrastructure projects, as shown on the list of loans closed during fiscal year 2008 in Appendix IV.

Pending Projects

The table in Appendix V lists: (1) borrowers with outstanding loans or undrawn loan commitments through June, 30, 2008, and (2) those with new loan commitments expected to be executed through June 30, 2009. The table includes loans pledged to the bonds. As of June 30, 2008, the Connecticut Clean Water Fund has over \$1.8 billion in completed projects and project commitments to date, including more than \$480 million in grants and more than \$1.4 billion in loans from the Connecticut Clean Water Fund have been provided to local water pollution control authorities. In accordance with section 22a-478(o) of the Connecticut General Statutes, Appendix IV of this annual report includes the list of project funding agreements entered into during the year. Many of the borrowers have multiple loans, and the municipalities with the largest amount of loans and commitments continue to be Waterbury and Stamford.

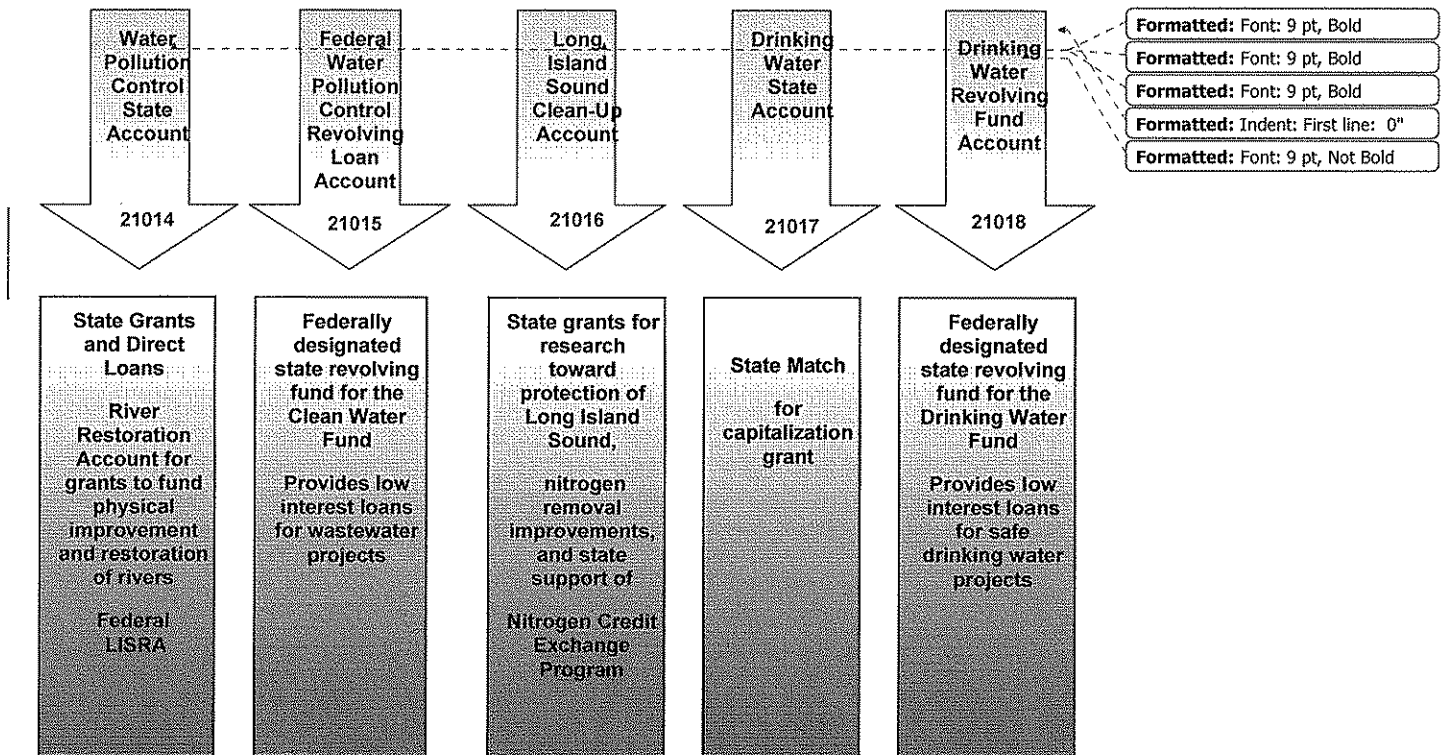


Aerial view of Groton Treatment Facility

FINANCING PROGRAM ADMINISTRATION

The Connecticut Clean Water Fund includes several programs that provide financial assistance to municipalities for water quality projects. Primary sources of funding for the Connecticut Clean Water Fund programs are state general obligation, and revenue bonds. The programs include the federal state revolving fund, which also receives federal capitalization grants, as provided through the federal Clean Water Act, with annual appropriations through the U.S. Environmental Protection Agency (EPA).

The State has created separate accounts for the state and federal money. The accounts of the Connecticut Clean Water Fund and the uses of each account are as follows:



Program Funding for the Clean Water SRF

The primary sources of funds for the Clean Water SRF Program are: (1) general obligation bonds including a 20% match of the federal grant funds, (2) proceeds of the Clean Water Fund revenue bonds, (3) repayment from state-funded loans, (4) earnings on the assets of the Fund and, (5) federal capitalization grants awarded to the state. Since direct grants cannot be financed through the Clean Water SRF, the state has created a state-funded grant component and has provided over \$500 million for Clean Water Fund project grants.

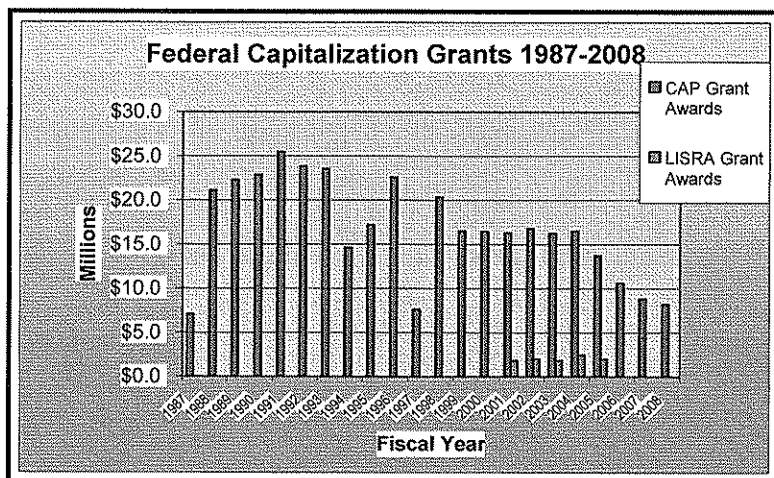
The DEP's Priority List, which is consistent with the Intended Use Plan, shows the proposed use of state and federal funding assistance programs for municipal and state water pollution control projects.

From 1987 to 1990, project loan costs were funded directly with the federal grant and the required state match. Since the initial issuance of revenue bonds in 1991, loans to municipalities have been funded primarily from the proceeds of revenue bonds.

Federal Capitalization Grants

The federal wastewater capitalization grants program is a major program for the Federal Environmental Protection Agency. Awards to the State of Connecticut have fluctuated since the inception of the program. Grants were between \$20 million and \$25 million from 1988 to 1996 but were \$7.5 million in 1997. Awards then averaged approximately \$16 million per year from 1998 to 2004, but reduced to \$13.2 million in 2005. The 2006 award was \$10.6 million, reflecting significant reductions in federal authorizations for the program. It is expected that Connecticut will continue to experience fluctuating levels of grant awards. The 2007 year grant of \$12.9 million and the fiscal year 2008 grant of \$8.3 million were awarded in September 2008, after the end of the fiscal year. Annual capitalization grant amounts are shown in Appendix III.

The following table summarizes the detailed information found in Appendix III about the federal capitalization grants awarded and received by the State of Connecticut for the Connecticut Clean Water Fund programs.



For the time frame 1987 through 2008, the cumulative awards for the Clean Water SRF totaled \$351.2 million. Although initially from 1987 to 1990, the federal capitalization grants were used to fund project loan costs, since that time these grants have been used to support the revenue-bonding program of the Clean Water SRF.

Of the total amount awarded, \$351.2 million has been drawn and used in the following manner:

Use of Cumulative Federal Capitalization Grants as of June 30, 2008 (millions)	Purpose
\$285.4	Drawn based on project spending and used to provide credit and interest support of the revenue bonds since 1991.
13.9	Draws from the administrative set-aside for eligible administrative expenses.
0.2	Remaining to be drawn.
51.7	Drawn and used for direct loans.
Total \$351.2	

The periodic cash draws by the state under the federal payment system are based on the costs incurred for eligible projects or activities by either all or a specific group of borrowers. The state has elected to base its cash draws on the costs incurred by a specified group of municipal projects on a dollar-for-dollar basis.

State Authorizations and Contributions

The Connecticut Clean Water Fund program is one of the most highly subsidized in the country, demonstrating the state's commitment to high water quality for its citizenry. As of June 30, 2008, the state has authorized \$1.5 billion in revenue bonds and \$871 million in general obligation bonds.

State General Obligation Authorizations – As of June 30, 2008 (millions)	Purpose
604.9	Grants made from the state account, including the Long Island Sound and Rivers Restoration Account and state match for the Drinking Water Fund and administrative expenses.
90.0	Direct state funded loans.
100.1	Match for the Connecticut Clean Water Fund federal funds, as required in the capitalization grant agreement, including \$81 million used as security for revenue bonds.
55.6	Interest subsidy for the revenue bonds issued for the Connecticut Clean Water Fund.
20.4	Remaining to be allocated and used.
Total: 871.0	
Revenue Bond Authorization	
\$1,500.0	Match for the Connecticut Clean Water Fund federal funds, as required in the capitalization grant agreement, including \$81 million used as security for revenue bonds.
Total: \$1,500.0	

State Funding Approval Process

DEP develops its final list of approved Connecticut Clean Water Fund projects for the year based on the amount of state general obligation and revenue bond funding authorized by the legislature. DEP then requests a lump sum allocation from the State Bond Commission, rather than submit each project as it is approved once bids have been

obtained. A pool of money is approved by the State Bond Commission for projects that the DEP and the Office of the State Treasurer determine are ready to move forward.

In 1997, the State provided an additional commitment to high quality drinking water with the creation of the Drinking Water Fund as part of the Connecticut Clean Water Fund due to the similarities between the federal programs. The authorizations for the Drinking Water Fund and the Connecticut Clean Water Fund programs are combined. As projects are approved, authorizations are allocated to the Drinking Water Fund from the total authorizations. To date, \$87.4 million of the revenue bond authorizations for projects and \$16.8 million of the general obligation bond authorizations for state match of the federal drinking water capitalization grant have been made available to the Drinking Water Fund. The State has also made available up to \$5 million in cash contributions for the Drinking Water match of which \$4.8 million has been used.

State Match of Federal Capitalization Grants

The State has provided sufficient funding to meet the state-match requirements for the federal capitalization grants. The total \$100.1 million authorized shown on the previous table and further detailed in Appendix II is composed of \$19.1 million in qualified 100% state funded projects and \$81 million state general obligation bonds placed in the Fund.

As of June 30, 2008, \$29.9 million is available to match future capitalization grants of over \$149 million, as shown in Appendix II.



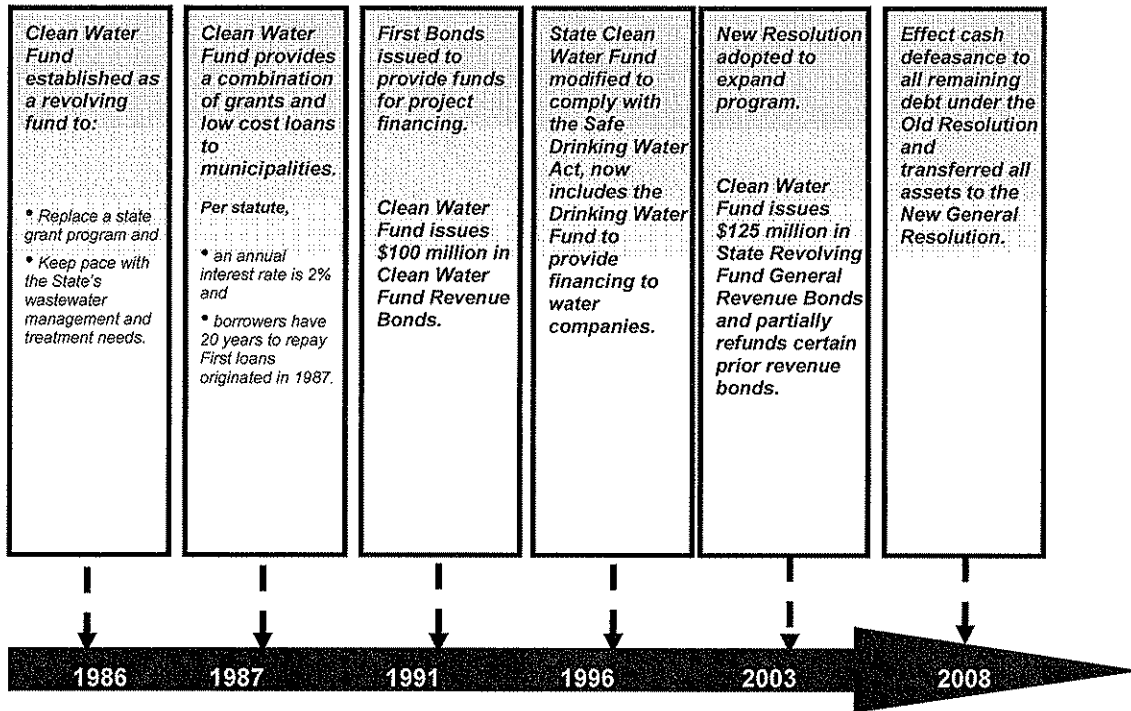
Lighthouse on Long Island Sound

Revenue Bonding Program

The State Treasurer is responsible for various financial components of the Connecticut Clean Water Fund including certain responsibilities with respect to the implementation and management of the Revenue Bonding Program within the overall authority for management of the state's debt. A financial administrator works for the State Treasurer and manages and coordinates the various financial components of the Clean Water SRF and the Drinking Water SRF programs on a day-to-day basis. As further described in Appendix IX, the activities of the financial administrator are coordinated with those of the DEP and Office of Policy and Management (OPM).

OPM manages the State's capital budget and oversees the bond allocation process. There are several important milestones in the development of the revenue bond financing program.

Program Milestones



The revenue bonding program as managed by the State Treasurer enhances the state's Clean Water Fund and allows the state to continually maintain the ability to provide grants and loans to finance the planning, design, and construction of water quality projects throughout the state including projects to improve water quality in Long Island Sound. Prior to the initial issuance of revenue bonds, the Clean Water SRF funded loans to municipalities from federal capitalization grants and the proceeds of state general obligation bonds.

Since 1991, loans to municipalities have been primarily funded from the proceeds of the state revenue bonds. Since 2001, Drinking Water Fund loans have also been funded from the proceeds of state revenue bonds. Through fiscal year 2008, fifteen series of revenue bonds have been issued providing \$641 million in project funding for the Connecticut Clean Water Fund, \$62.5 million in project funding for the Drinking Water Fund, and \$376 million to refund bonds. These revenue bonds are the funding source for loans made by the federal account and are liabilities solely of the Connecticut Clean

Water Fund and the Drinking Water Fund. Bond proceeds are allocated to each program and disbursed on a first-come, first-served basis to those borrowers who have executed loan agreements, as the borrowers incur project costs.

As of June 30, 2008, the State of Connecticut defeased all of the outstanding bonds issued under the 1990 Resolution and the 1996 Subordinate Resolution. As illustrated below, the defeasance of the bonds simplifies program administration and produces cost savings by consolidating Resolutions. The defeasance utilized \$115.7 million and unencumbers approximately \$184 million in loan principal repayments from the 1990 Resolution and Subordinate Resolution. Cash flow benefits were derived by utilizing lower-yielding short-term assets to defease higher-yielding long-term liabilities.

On August 6, 2008, after the end of the fiscal year, a new series of revenue bonds was issued consisting of series 2008A for \$196.1 million for projects (of which \$123 million had been spent prior to the issue). A portion of the proceeds was used for the Drinking Water SRF.

Description of the Bonds

The bond resolutions for the Clean Water SRF programs govern the manner in which the bond-financing program is implemented, managed, and administered.

Originally, the Clean Water SRF utilized a "traditional" reserve fund model. In order to become more efficient, the State Treasurer shifted the Clean Water SRF to the new General Bond Resolution in 2002.

As more fully described in Appendix VIII, the bonds are special obligations of the State payable solely from all moneys in the combined Clean Water SRF and Drinking Water SRF legally available for debt service payments under the resolutions. The 2008 Series A Bonds were issued under the 2002 Resolution. No additional bonds will be issued under the 1990 Resolution or the 1996 Subordinate Resolution.

The State issued both fixed rate and variable rate bonds called auction rate securities, and entered into an interest rate swap agreement for the purpose of converting its variable rate exposure to a fixed rate. Additional information about the swap is provided in the financial statements and in Appendix IX. All other bonds have fixed rates. Further information about the bonds, the repayment of the bonds, and the investment of bond proceeds and other funds of the Clean Water SRF can be found in the enclosed financial statements and Appendix VIII and Appendix IX.

Ratings

The bonds are rated at the highest available credit rating from all three rating agencies: AAA from FitchRatings and Standard & Poor's U. S. Public Finance Ratings, and Aaa by Moody's Investors Service. Each rating reflects only the views of the respective rating agency, and an explanation of the significance of any rating may be obtained from the rating agency. There is no assurance that ratings will continue for any given period of time or that they will not be revised or withdrawn entirely by a rating agency if, in the judgment of such rating agency, circumstances so warrant.

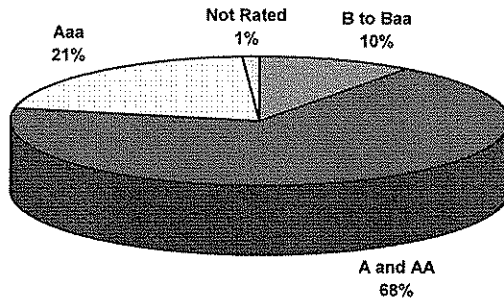
Loan Credit Quality

The overall credit quality of the state's municipalities reflects positively on the Connecticut Clean Water Fund. The analysis and review of municipal financial condition

prior to awarding a project loan is essential to the long-term viability of the Connecticut Clean Water Fund. Each municipality applying for financial assistance submits documentation to evidence its ability to repay the loan. Required documents include financial statements, capital budgets, operating budgets and economic data. The project-specific review includes a feasibility study, a project capital cost repayment analysis including any projected need for increases in taxes or user fees, and the review of any management contracts.

The Connecticut Clean Water Fund loan portfolio is diverse, with approximately 87% of the loans and commitments to municipalities rated "A" or higher by Moody's Investors Service, as shown on the chart below and discussed in Appendix V. The Connecticut Clean Water Fund program's loan administration includes separate loan servicing by the program's trustee bank. No defaults or late or delayed payments of more than 90 days have occurred to date. There is no grace period for late loan payments, although the agreements allow up to 30 days to cure other defaults. A policy is in place to implement collection procedures in the event of a late or delayed payment. Late payments have been for administrative rather than financial reasons. A summary of the standard loan agreement has been provided in Appendix VII.

**Loan Credit Quality
As of June 30, 2008**



SUMMARY OF PROGRAM ACTIVITIES AND INITIATIVES

2009 Program Activities And Initiatives

In fiscal year 2009, planned program activities and initiatives for the Connecticut Clean Water Fund include:

- Providing financial and administrative management of new applications for project financing. The DEP anticipates the initiation of over 30 new Connecticut Clean Water Fund and Drinking Water Fund projects during fiscal year 2009.
- Initiating a new availability study to determine future fair share minority-and women-owned enterprises goals beyond fiscal year 2009.
- Meeting the EPA negotiated fair share minority-and-women-owned enterprises (MBE/WBE) goal for each project.
- Updating the capital project submission plan for the State Bond Commission requests and maintaining active communication with the Office of the State Treasurer, and the Office of Policy and Management.
- Providing financial and administrative management of the EPA special appropriations grants.
- Review capital budgeting process for Connecticut Clean Water Fund general obligation and revenue bond authorizations in order to optimize financing for Connecticut Clean Water Fund projects for fiscal year 2010 and 2011. Prepare a capital budget request for the Connecticut Clean Water Fund for fiscal year 2010 and fiscal year 2011.
- In conjunction with the Department of Administrative Services and the Office of Policy and Management, evaluate the need for additional staff to maintain the high technical and fiscal standards of the program. Add staff as necessary within the constraints of funding.
- Utilize \$1.9 million in EPA LISRA grants to augment Connecticut Clean Water Fund financing and provide additional design grants for Connecticut's distressed communities that have applied for \$2.4 million LISRA grant funding in fiscal year 2008.
- Work with MDC and the Greater New Haven Water Pollution Control Authority on their significant clean water capital programs.
- Reevaluate the project rating system within the Priority List to assure that the highest priority water quality projects are funded first.
- Begin to implement a stormwater utility pilot program in three municipalities.
- Continue to explore opportunities for reducing debt costs.
- Continue work on the installation of the new accounting and project management system.

LONG-TERM PROJECTIONS

The DEP estimates the overall need for water quality improvement at \$4.8 billion through 2028, with treatment plant construction costs and combined sewer overflow correction program needs of over \$2.7 billion.

The Connecticut Clean Water Fund program depends on the state's ability and willingness to commit resources to meet its water quality needs. The state continues to demonstrate its commitment to the program with annual authorizations, consistent staffing levels, and resources to create, develop, and implement new program initiatives.

Ongoing discussions about the following issues will shape the program in the coming years:

- Coordination with DEP and continued collaboration with other state agencies and the Office of the State Treasurer.
- Addressing areas of decentralized system management, including sewage system assessments, as part of real estate transactions.
- Staffing needs to support Connecticut Clean Water Fund projects.
- Outreach and education efforts with systems in support of programs such as Nitrogen Credit Exchange.
- The priority of projects.

The state also will continue to develop additional financing alternatives. Following a comprehensive review during the year, the long-term goals and objectives for the Clean Water SRF Plan of Finance are to:

- Achieve low-cost of financing.
- Optimize cash management strategies.
- Continuous improvement relative to Program Administration including items such as consolidating resolutions and simplifying program administration.
- Accomplish appropriate asset/liability match.
- Demonstrate present value savings and/or actual debt service reduction with any refunding.

CONDITION OF THE CONNECTICUT CLEAN WATER FUND

Each year, the DEP Commissioner in conjunction with the State Treasurer estimates the amount of funding that will be available for specific projects in the Priority list. This amount is based on the remaining authorizations and the allocations approved through

the State Bond Commission. As of fiscal year end on June 30, 2008, remaining authorizations totaled \$27 million and allocated amounts that had not been expended totaled \$241.7 million for loans and \$90.0 million for grants. Additional authorizations for fiscal years 2008 and 2009 became available by the end of November 2007. Once approved, DEP was able to initiate the project priority process and create a list for fiscal year 2008 and 2009 in January 2008. The current Priority List is shown in Appendix VII.

Under the Connecticut's program since the inception, 114 Connecticut municipalities have received grants and loans to finance 374 projects to improve local sewer systems, including treatment plants. Total project funding also includes \$69 million for Long Island Sound projects. The listing in Appendix XI of wastewater treatment projects funded by the Connecticut Clean Water SRF as of June 30, 2008, shows the projects by municipality, and the amounts of funding from each of the State's programs.

The Clean Water SRF Revenue Bond program has been in place since 1991. Over the past 17 years, interest subsidy support provided by the state for the revenue bond program was as high as \$38 million for 1991, the first year of the revenue bond program, and was only \$3.5 million for the 2001 bond issue. No state-funded subsidy has been necessary since 2003 issue which frees state bond authorizations for project purposes. Program capacity projections show that the program can sustain bond issuance of approximately \$90 million in revenue bonds per year through 2022 without further state funded interest subsidy. Depending on the needs of the program, the state may provide additional support for higher levels of revenue bond issuance in the future. At the end of fiscal year 2008, the Clean Water SRF had expended proceeds of all bonds issued through 2006 for projects.

During 2008, a comprehensive review of the Clean Water Fund financing program was part of the development and formulation of the 2008 Plan of Finance. Each component of the Plan of Finance is dynamic, rather than static, ensuring that the State has the flexibility to provide project financing at the lowest possible cost, well into the future.

The Series 2008A bond issue was completed on August 6, 2008, and it is anticipated that the Clean Water SRF will expend all the Series 2008A bond proceeds for projects by the end of the fiscal year. The next bond issue is anticipated for the summer of 2009.

UNAUDITED FINANCIAL STATEMENTS

The internally prepared statements for the Fund's State Account and the Long Island Sound Account are included in this report.

The audited statements for Federal Accounts, prepared by Seward and Monde CPAs are also included in this report.

State Account (21014) - Unaudited

Balance Sheet

(in thousands)	FY Ended June 30, 2008	FY Ended June 30, 2007
ASSETS		
Cash and equivalents	(\$4,645)	\$15,593
Loans receivable	28,864	36,044
Interest receivable (loans)	54	103
Interest receivable (investments)	186	258
Restricted assets (investments)	-0-	-0-
Interest subsidy bonds	10,870	14,025
Cost of Issuance	-0-	-0-
Total investments	<u>35,329</u>	<u>66,023</u>
Total assets	<u>35,329</u>	<u>66,023</u>
LIABILITIES		
Due to federal account	-0-	-0-
Total liabilities	<u>-0-</u>	<u>-0-</u>
FUND BALANCE:		
Prior fund balance	46,641	89,488
Net Income/(Loss)	(11,312)	(23,465)
Current fund balance	<u>35,329</u>	<u>66,023</u>
Total liabilities and fund balance	<u>35,329</u>	<u>\$66,023</u>

Statement of Revenue and Expenses and the Change in Fund Balance

(in thousands)	FY Ended June 30, 2008	FY Ended June 30, 2007
OPERATING REVENUE:		
Interest on loans	535	631
Interest on investments	874	1,270
Miscellaneous revenue	-0-	-0-
	1,410	1,901
OPERATING EXPENSES:		
Salaries & benefits	2,216	2,176
Indirect costs	-0-	-0-
Other	43	54
	2,259	2,230
Income before Operating transfers	-849	-329
Operating transfers:		
Grants	-36,626	-25,793
Bond Proceeds	30,000	12,000
Other operating transfers	-3,837	-5,260
Total Operating Transfers	-10,462	-19,053
Net Income after Transfers:	<u>-11,312</u>	<u>-19,382</u>
Fund Balance		
Beginning of the year	46,641	66,023
End of the year	35,329	46,641

Long Island Sound Account (21016) - Unaudited

Balance Sheet

(in thousands)	FY Ended June 30, 2008	FY Ended June 30, 2007
ASSETS		
Cash and equivalents	2,186	2,167
Due to other state funds	-0-	-0-
Due from comptrollers	-0-	-0-
Total assets	<u>2,186</u>	<u>2,167</u>
LIABILITIES		
Due to comptroller	-0-	-0-
Total liabilities	-0-	-0-
FUND BALANCE:		
Prior fund balance		
Net Income/(Loss)		
Current fund balance	2,167	2,147
Total liabilities and fund balance	20	20

Statement of Revenue and Expenses and the Change in Fund Balance

(in thousands)	FY Ended June 30, 2008	FY Ended June 30, 2007
OPERATING REVENUE:		
Interest on investments	34	43
Miscellaneous revenue	-0-	-0-
Total Operating Revenue	<u>34</u>	<u>43</u>
OPERATING EXPENSES:		
Salaries & benefits	0	0
Indirect costs	0	0
Other	78	0
Income before operating transfers	<u>78</u>	<u>0</u>
Operating transfers:	(44)	43
Grants		
Bond proceeds		
Other operating transfers	0	(23)
Total operating transfers	0	0
Net income after transfers	64	0
Fund Balance	64	(23)
Beginning of the year	20	20
End of the year		

Notes to the Financial Statements: State Account

These are the internally prepared statements for the state account.

Notes to Financial Statements: Long Island Sound Account

These are the internally prepared statements for the Long Island Sound account. As of June 30, 2008, the Connecticut Clean Water Fund Long Island Sound account continued to be used solely to make grants.

Detailed information on the Long Island Sound projects can be found in the Cumulative Projects Funded Report in Appendix XI.

AUDIT REPORTS AND SCHEDULES

(please see Table of Contents for Audited Statements)

*STATE OF CONNECTICUT CLEAN WATER FUND -
WATER POLLUTION CONTROL AUTHORITY FEDERAL
REVOLVING LOAN ACCOUNT (STATE REVOLVING FUND)*

AUDIT REPORTS AND SCHEDULES IN
ACCORDANCE WITH OMB CIRCULAR A-133

June 30, 2008 and 2007

**STATE OF CONNECTICUT CLEAN WATER FUND –
WATER POLLUTION CONTROL AUTHORITY FEDERAL
REVOLVING LOAN ACCOUNT (STATE REVOLVING FUND)
June 30, 2008 and 2007**

TABLE OF CONTENTS

	<u>Page</u>
INDEPENDENT AUDITORS' REPORT	1-2
MANAGEMENT'S DISCUSSION AND ANALYSIS	3-6
FINANCIAL STATEMENTS	
Balance Sheets	9
Statements of Revenues, Expenses and Changes in Fund Net Assets	10
Statements of Cash Flows	11
Notes to Financial Statements	12 – 30
REPORTS AND SCHEDULES REQUIRED BY OMB CIRCULAR A-133	
Independent Auditors' Report on Internal Control over Financial Reporting and on Compliance and Other Matters Based on an Audit of Financial Statements Performed in Accordance With <i>Government Auditing Standards</i>	31 – 32
Independent Auditors' Report on Compliance with Requirements Applicable to Each Major Program, on Internal Control over Compliance in Accordance with OMB Circular A-133, and on the Schedule of Expenditures of Federal Awards	33 – 35
Schedule of Expenditures of Federal Awards	36
Notes to Schedule of Expenditures of Federal Awards	37
Schedule of Federal Findings and Questioned Costs	38 - 39

SEWARD AND MONDE

CERTIFIED PUBLIC ACCOUNTANTS

296 STATE STREET

NORTH HAVEN, CONNECTICUT 06473-2165

INDEPENDENT AUDITORS' REPORT

Ms. Denise L. Nappier, State Treasurer

Ms. Gina McCarthy, Commissioner,
Department of Environmental Protection,
State of Connecticut

We have audited the accompanying financial statements of the State of Connecticut Clean Water Fund – Water Pollution Control Authority Federal Revolving Loan Account (State Revolving Fund) (SRF) (an enterprise fund of the State of Connecticut) as of and for the years ended June 30, 2008 and 2007, as listed in the table of contents. These financial statements are the responsibility of the SRF's management. Our responsibility is to express an opinion on these financial statements based on our audits.

We conducted our audits in accordance with U.S. generally accepted auditing standards and the standards applicable to financial audits contained in *Government Auditing Standards* issued by the Comptroller General of the United States. Those standards require that we plan and perform the audit to obtain reasonable assurance about whether the financial statements are free of material misstatement. An audit includes examining, on a test basis, evidence supporting the amounts and disclosures in the financial statements. An audit also includes assessing the accounting principles used and significant estimates made by management, as well as evaluating the overall financial statement presentation. We believe that our audits provide a reasonable basis for our opinion.

As discussed in Note 1, the financial statements present only the Connecticut Clean Water Fund - Water Pollution Control Authority Federal Revolving Loan Account and do not purport to, and do not, present fairly the financial statements of the State of Connecticut, as of June 30, 2008 and 2007, and the changes in its financial position and cash flows, where applicable, for the years then ended in conformity with U.S. generally accepted accounting principles.

In our opinion, the financial statements referred to above present fairly, in all material respects, the financial position of the State of Connecticut Clean Water Fund – Water Pollution Control Authority Federal Revolving Loan Account - SRF as of June 30, 2008 and 2007, and the changes in financial position and cash flows thereof for the years then ended in conformity with U.S. generally accepted accounting principles.

In accordance with *Government Auditing Standards*, we have also issued our report dated September 2, 2008 on our consideration of the State of Connecticut Clean Water Fund – Water Pollution Control Authority Federal Revolving Loan Account – SRF’s internal control over financial reporting and on our tests of its compliance with certain provisions of laws, regulations, contracts and grant agreements and other matters. The purpose of that report is to describe the scope of our testing of internal control over financial reporting and compliance and the results of that testing and not to provide an opinion on the internal control over financial reporting or on compliance. That report is an integral part of an audit performed in accordance with *Government Auditing Standards* and should be considered in assessing the results of our audit.

The management’s discussion and analysis on pages 3 through 8, is not a required part of the basic financial statements but is supplementary information required by U.S. generally accepted accounting principles. We have applied certain limited procedures, which consisted principally of inquiries of management regarding the methods of measurement and presentation of the required supplementary information. However, we did not audit the information and express no opinion on it.

September 2, 2008

Seward and Monde

**OFFICE OF THE TREASURER
STATE OF CONNECTICUT
CLEAN WATER FUND
FISCAL YEAR ENDED JUNE 30, 2008**

MANAGEMENT'S DISCUSSION AND ANALYSIS

This is a narrative overview and analysis of the financial performance and activities of the State of Connecticut Clean Water Fund for the fiscal year ended June 30, 2008. Readers are encouraged to review it in conjunction with the Fund's financial statements that follow.

Financial Highlights

Changes in Net Assets - Fund net assets under management in the Connecticut Clean Water Fund at the close of the fiscal year 2008 were \$617,197,162 (including assets of \$1,107,299,814 offset by liabilities of \$490,102,652) compared to FY 2007 Fund net assets of \$591,237,030 (including assets of \$1,228,722,390 offset by liabilities of \$637,485,360). Fund net assets increased by \$25,960,132 or 4.4% primarily due to higher interest on loans resulting from increases in loans receivable and federal capitalization grants. The Statement also shows restricted fund net assets of \$569,248,101 at the close of fiscal year 2008, an increase of \$27,189,702 or 5.0% above the 2007 balance of \$542,058,399 at the close of fiscal year 2007.

Operating Revenues - the Fund's gross operating revenues increased by \$1,405,383 or 10.5% to \$14,834,833 from \$13,429,450 in 2007.

Statement of Cash Flows - The Statement of Cash Flows shows a decrease in cash for the year of \$3,658,016 as cash was used to defease revenue and refunding bonds.

Bonds Outstanding - During the year, no new bonds were issued. The Fund's total debt outstanding decreased significantly during the fiscal year by \$147,545,946 to \$463,480,952 as a result of the cash defeasance in the amount of \$105,025,734 for revenue and refunding bonds issued prior to 2003 and scheduled principal payments of \$42,520,212.

Loans Receivable - Total loans receivable increased by \$68,138,069 from \$646,494,869 to \$714,632,938 due to the net of new loans and regular loan repayments. There were no significant prepayments during the year.

Capitalization Grants - During the year, \$10,737,073 was drawn from the EPA for projects, compared to \$12,736,950 drawn in 2007. To date, \$350,958,690 has been drawn of the \$351,151,290 in cumulative federal wastewater capitalization grants awarded to the State. It is anticipated that the 2007 year grant of \$12,931,758 and the 2008 year grant of \$8,320,600 will be awarded in September

2008.

Overview of the Financial Statements

The Connecticut Clean Water Fund financial statements are reported by the Office of the State Treasurer in conjunction with the Department of Environmental Protection (DEP). The State Treasurer is responsible for the detailed financial information in the Connecticut Clean Water Fund financial statements.

The Connecticut Clean Water Fund is classified as an enterprise fund within the Proprietary Funds of the State of Connecticut. Proprietary Funds focus on the determination of the change in fund net assets, financial position, and cash flows for governmental activities that operate similar to a commercial enterprise. Proprietary funds use the accrual basis of accounting.

The Connecticut Clean Water Fund Balance Sheets, Statements of Revenues, Expenses and Changes in Fund Net Assets, and Statements of Cash Flows provide information about the activities of the Fund as a whole and present an overall view of the Fund's finances.

The Balance Sheets include all of the assets and liabilities of the Fund.

The Statements of Revenues, Expenses and Changes in Fund Net Assets divide the activities of the Fund into two categories:

1. Operating Activities, including the Waste Water Loan Program; and
2. Nonoperating Activities, including investment of funds and the Revenue Bond Program.

For the Waste Water Loan Program activities, the statements indicate the amount of loans financed during the past year. The statements indicate the amount of interest income generated by the investment of funds and describe the structure of the investments. For the Revenue Bond Program activities, these statements indicate the amount of bonds retired during the year and the remaining amount of bonds to be repaid in the future. Fund financial statements also provide information about activities of the Fund as a recipient of federal capitalization grants and the amount of capitalization grants remaining for future use. The Connecticut Clean Water Fund issues revenue bonds and uses the proceeds to provide financing for Clean Water and Drinking Water projects. Where necessary, due to the issuance of bonds and investment activities for both the Connecticut Clean Water Fund and Drinking Water Fund, bond proceeds, interest income and expenses may be allocated between the Connecticut Clean Water Fund and the Drinking Water Fund.

Net Assets

Net Assets of the Clean Water Fund are categorized as follows:

Restricted - includes net assets that have been restricted in use in accordance with the terms of an award, agreement or by state law.

Unrestricted - includes all net assets not restricted and available for any program purpose.

The Clean Water Fund has issued bonds under three bond resolutions since 1991. As of June 30, 2008, all bonds issued under the first two resolutions has either been paid, refunded or legally defeased. The current and future issuance of bonds under the third general bond resolution resulted

in the creation of three additional fund accounts within the Clean Water Fund accounts. Two of these accounts, the Senior Sinking Fund and the Support Fund, are restricted accounts and the General Revenue Revolving Fund account is unrestricted. All three accounts are held by the Trustee.

Operating Activities

The Wastewater Loan Program

The purpose of the State of Connecticut's State Revolving Fund Programs is to provide a source of low interest loans and other types of financial assistance (other than direct grants) to local entities for the construction, rehabilitation, expansion or improvement of wastewater treatment or drinking water facilities in accordance with the State Act. Loans are made to municipalities for project funding and consist of construction loans or interim funding obligations (IFOs) which accrue interest during construction and long-term permanent financing obligations (PLOs) which are signed after projects are completed. The PLOs have 20 year repayment terms and can be prepaid at any time. There are several state grants available to participants in this program.

Construction loans in progress totaled \$163,511,064, an increase of \$57,304,822 from 2007. Payments to municipalities for ongoing projects totaled \$117,939,366. Completed projects, which were permanently financed during the year, totaled \$60,444,232. There are no delinquent loans in the Wastewater loan program. Further details about the loans can be found in the notes to the financial statements.

There were 14 new construction loan commitments (excluding extensions under existing agreements) totaling \$137,025,700 made to municipalities during the year.

Loan repayment collection services are provided by the Trustee, US Bank. Repayments on loans made by the DEP since 1987 are paid to the Clean Water Fund account held at US Bank. These funds provide security for the Bonds and any new Bonds issued thereafter.

Non-Operating Activities

Investment of Funds

The federal capitalization grants and state matching funds are used to provide leveraged financing for eligible projects in the state. Federal capitalization grants are held by the Trustee in the form of either cash or permitted investments. State contributions are held by the Trustee in the form of cash, permitted investments or State general obligation bonds.

The State currently invests in the State's Short Term Investment Fund (STIF) and in guaranteed investment agreements with financial institutions. The 2002 bond resolution requires that the investment agreements be with, or be guaranteed by, institutions with ratings in the two top rating categories given by Standard & Poor's and Moody's Investors Service or any rating service recognized by the State Banking Commissioner. Certain moneys currently held in the Fund are invested pursuant to investment agreements with AA providers, which are collateralized with securities issued or guaranteed by the U.S. Government or agencies or instrumentalities whose market value is at least 100% of the funds invested.

The Bond Program

The Connecticut Clean Water Fund has issued long-term debt obligations backed by the pledge of specific assets including loans, reserve funds and other program assets. There are three bond resolutions: the 1990 General Bond Resolution, the 1996 Subordinate Bond Resolution and the 2002 General Revenue Bond Resolution. As noted previously, there are only bonds outstanding under the 2002 resolution. Long-term debt obligations of the Fund are special obligations of the State which are payable only from the revenues or monies available in the Fund as provided in the Resolutions and the State Act. The proceeds of these bonds were also used to fund loans to Clean Water Fund borrowers. Further information about outstanding bonds can be found in the notes to the financial statements.

The program's advisors are:

Bond Counsel - Edwards Angell Palmer and Dodge, LLP and Hardwick Law Firm, LLC

Financial Advisors - Lamont Financial Services Corporation and First Southwest

Auditor - Seward & Monde CPAs

Trustee - US Bank

Loan Repayment Collection Services - US Bank

Verification Agent – AMTEC

Arbitrage Rebate Calculation Services – AMTEC and Nixon Peabody

General Counsel - Attorney General of the State of Connecticut

Selected Financial Information

	2008	2007	Increase (Decrease)	% Change
Change in Net Assets	\$25,960,132	\$28,179,622	(\$2,219,490)	(7.9%)
Operating Revenues	\$14,834,833	\$13,429,450	\$ 1,405,383	10.5%
Federal Capitalization Grants	\$10,737,073	\$12,736,950	(\$1,999,877)	(15.7%)
Interest on Investments	\$23,421,790	\$27,591,415	(\$4,169,625)	(15.1%)
Operating Expenses	\$ 563,727	\$ 747,956	(\$ 184,229)	(24.6%)
Interest Expense	\$26,617,229	\$29,436,167	(\$2,818,938)	(9.6%)

Economic Conditions and Outlook

During fiscal year 2008, housing and financial weakness, and rising energy and food costs persisted throughout the country. While the U.S. is still facing war, repeated trade deficits, a weak dollar, a growing national debt, and depressed consumer confidence, there is increasing concern that slumping economic conditions abroad will significantly weaken US export growth. All of these trends point toward caution on capital spending in all sectors, and further pressure on the tax and revenue bases of the state's municipalities. During the year, the State's economic and financial situation remained relatively stable despite all of this turmoil, and the overall state budget showed a modest surplus by the end of June.

Leading indicators of future activity in Connecticut are mixed, and the State's economic growth is expected to slow modestly. Equity for homeowners across the state has eroded, impacting the ability of municipalities to meet tax collection revenue targets. Prospects for job growth in the major labor markets also seem dimmer, as the state's citizens face the effects of relatively high costs (health care, housing, taxes, electricity, and gas), traffic congestion, an aging population and a widening disparity in economic prosperity between our urban and suburban residents.

The major concern for the Clean Water Fund is its ability to keep up with spiraling construction costs as state and federal budget constraints mean less funding available for the initiation of water quality and pollution control projects across the state.

There is continued pressure on the Fund to provide critical financial assistance as municipalities embark on major projects in the near future. DEP and the Office of the State Treasurer will continue to work together to identify needs, set priorities and assist municipalities in determining the most cost effective and efficient way to meet their water quality needs.

The Division continually monitored the impact of credit downgrades of bond insurers and conducted research and assisted in the preparation of comments on the rating agencies' proposed changes in their rating methodology and scales on municipal credit markets.

Required Supplementary Information

The Clean Water Fund does not separately report required supplementary information that contains budgetary comparison schedules; schedules presenting infrastructure assets or supplementary pension fund information because this information is recorded by the State of Connecticut. The State is in compliance with GASB Statement 34.

The Notes to the Financial Statements provide additional information that further explains and supports the information in the financial statements. The Notes provide additional information that is essential to a full understanding of the data provided in the Clean Water Fund's financial statements.

Contacts

This financial report is designed to provide a general overview of the Clean Water Fund's finances. Questions about this report or requests for additional information should be addressed to:

Clean Water Fund Financial Administrator
Connecticut Office of the State Treasurer
Debt Management Division
55 Elm Street
Hartford, CT 06106-1773
Telephone (860) 702-3134
www.ott.ct.gov

Questions about the Clean Water Fund and water quality in Connecticut should be addressed to:

Bureau Chief
Connecticut Department of Environmental Protection
Bureau of Water Protection and Land Reuse
79 Elm Street
Hartford, CT 06106
Telephone (860) 424-3704
www.state.ct.us/dep

**STATE OF CONNECTICUT CLEAN WATER FUND -
WATER POLLUTION CONTROL AUTHORITY FEDERAL
REVOLVING LOAN ACCOUNT (STATE REVOLVING FUND)
BALANCE SHEETS
June 30, 2008 and 2007**

	2008	2007
ASSETS		
Current assets:		
Cash and cash equivalents	\$ 251	\$ 3,658,267
Interest receivable - investments	4,778,607	4,865,003
Interest receivable - loans	4,483,950	2,542,121
Grants receivable	192,600	45,578
Other receivable	765,000	-
Loans receivable	213,911,005	152,271,300
Total current assets	224,131,413	163,382,269
Noncurrent assets:		
Loans receivable	500,721,933	494,223,569
Revolving fund	69,541,573	149,023,716
Deferred losses on early retirement of bonds	27,473,636	27,397,624
Restricted assets:		
Loan fund	1,930	16,085,568
Debt service reserve fund	-	154,641,201
Revolving fund	140,207,330	-
Debt service fund	82,223,508	135,928,793
Senior sinking fund	-	19,059,382
Support fund	62,998,491	68,980,268
Total restricted assets	285,431,259	394,695,212
Total noncurrent assets	883,168,401	1,065,340,121
 Total assets	 \$ 1,107,299,814	 \$ 1,228,722,390
LIABILITIES		
Current liabilities:		
Interest payable on revenue and refunding bonds	\$ 5,583,416	\$ 8,181,326
Revenue bonds payable	8,373,360	23,234,479
Refunding bonds payable	14,679,089	19,285,733
Due to other funds	6,031,997	-
Arbitrage liability	401,120	753,298
Total current liabilities	35,068,982	51,454,836
Noncurrent liabilities:		
Premiums on revenue and refunding bonds	14,605,167	17,523,838
Revenue bonds payable	219,583,575	273,562,669
Refunding bonds payable	220,844,928	294,944,017
Total noncurrent liabilities	455,033,670	586,030,524
 Total liabilities	 490,102,652	 637,485,360
FUND NET ASSETS		
Unrestricted	47,949,061	49,178,631
Restricted for loans	569,248,101	542,058,399
Total fund net assets	617,197,162	591,237,030
 Total liabilities and fund net assets	 \$ 1,107,299,814	 \$ 1,228,722,390

See notes to financial statements.

**STATE OF CONNECTICUT CLEAN WATER FUND -
WATER POLLUTION CONTROL AUTHORITY FEDERAL
REVOLVING LOAN ACCOUNT (STATE REVOLVING FUND)
STATEMENTS OF REVENUES, EXPENSES AND CHANGES IN FUND NET ASSETS
For the years ended June 30, 2008 and 2007**

	<u>2008</u>	<u>2007</u>
OPERATING REVENUES		
Interest on loans	\$ 14,834,833	\$ 13,429,450
OPERATING EXPENSES		
Salaries	282,476	440,142
Employee benefits	156,600	250,311
Other	124,651	57,503
Total operating expenses	<u>563,727</u>	<u>747,956</u>
Operating income	<u>14,271,106</u>	<u>12,681,494</u>
NONOPERATING REVENUES (EXPENSES)		
Interest on investments	23,421,790	27,591,415
Amortization of bond premium	1,563,296	2,197,868
Interest expense	(26,617,229)	(29,436,167)
Total nonoperating revenues (expenses)	<u>(1,632,143)</u>	<u>353,116</u>
Income before federal capitalization grants and transfers	<u>12,638,963</u>	<u>13,034,610</u>
FEDERAL CAPITALIZATION GRANTS		
Project funds	10,295,724	12,044,233
Administrative set-asides	441,349	692,717
Total federal capitalization grants	<u>10,737,073</u>	<u>12,736,950</u>
OPERATING TRANSFERS	<u>2,584,096</u>	<u>2,408,062</u>
Change in fund net assets	25,960,132	28,179,622
FUND NET ASSETS, beginning	<u>591,237,030</u>	<u>563,057,408</u>
FUND NET ASSETS, ending	<u>\$ 617,197,162</u>	<u>\$ 591,237,030</u>

See notes to financial statements.

**STATE OF CONNECTICUT CLEAN WATER FUND -
WATER POLLUTION CONTROL AUTHORITY FEDERAL
REVOLVING LOAN ACCOUNT (STATE REVOLVING FUND)
STATEMENTS OF CASH FLOWS
For the years ended June 30, 2008 and 2007**

	<u>2008</u>	<u>2007</u>
CASH FLOWS FROM OPERATING ACTIVITIES		
Interest received on loans	\$ 12,893,004	\$ 12,276,954
Loan originations	(117,939,366)	(61,880,056)
Principal paid on loans receivable	49,801,297	49,722,876
Payments to employees for salaries and benefits	(439,076)	(690,453)
Other payments	(124,651)	(57,503)
Net cash used by operating activities	<u>(55,808,792)</u>	<u>(628,182)</u>
CASH FLOWS FROM CAPITAL AND RELATED FINANCING ACTIVITIES		
Federal capitalization grants	<u>10,590,051</u>	<u>13,146,243</u>
CASH FLOWS FROM NONCAPITAL FINANCING ACTIVITIES		
Repayment of revenue bonds payable	(23,234,479)	(22,698,162)
Repayment of refunding bonds payable	(19,285,733)	(5,072,364)
Proceeds from revenue bonds payable	-	155,210,105
Proceeds from refunding bonds payable	-	30,070,000
Premium received on revenue and refunding bonds	-	1,849,296
Payment to refunded revenue bond escrow agent	-	(34,422,009)
Interest paid on revenue and refunding bonds	(26,199,601)	(22,526,963)
Operating transfers	2,584,096	2,408,062
Payment for cash defeasance of revenue and refunding bonds	(109,472,659)	-
Payments on arbitrage liability	(352,178)	(552,356)
Net cash provided (used) by noncapital financing activities	<u>(175,960,554)</u>	<u>104,265,609</u>
CASH FLOWS FROM INVESTING ACTIVITIES		
Interest received on investments	23,508,188	26,653,993
Cash advance from other fund	5,266,997	-
Decrease (increase) in loan fund	16,083,638	(16,085,568)
Decrease (increase) in revolving fund	79,482,143	(48,166,816)
Decrease (increase) in restricted assets	<u>93,180,313</u>	<u>(81,100,241)</u>
Net cash provided (used) by investing activities	<u>217,521,279</u>	<u>(118,698,632)</u>
Net decrease in cash and cash equivalents	(3,658,016)	(1,914,962)
CASH AND CASH EQUIVALENTS, beginning	<u>3,658,267</u>	<u>5,573,229</u>
CASH AND CASH EQUIVALENTS, ending	<u>\$ 251</u>	<u>\$ 3,658,267</u>
RECONCILIATION OF OPERATING INCOME TO NET CASH USED BY OPERATING ACTIVITIES		
Operating income	\$ 14,271,106	\$ 12,681,494
Adjustments to reconcile operating income to net cash used by operating activities:		
Changes in assets and liabilities:		
Increase in interest receivable - loans	(1,941,829)	(1,152,496)
Increase in loans receivable	<u>(68,138,069)</u>	<u>(12,157,180)</u>
Net cash used by operating activities	<u>(\$ 55,808,792)</u>	<u>(\$ 628,182)</u>

See notes to financial statements.

STATE of CONNECTICUT CLEAN WATER FUND - WATER POLLUTION CONTROL
AUTHORITY FEDERAL REVOLVING LOAN ACCOUNT (STATE REVOLVING FUND)
NOTES to FINANCIAL STATEMENTS
June 30, 2008 and 2007

1 - NATURE OF ORGANIZATION

The State of Connecticut Clean Water Fund - Water Pollution Control Authority Federal Revolving Loan Account (State Revolving Fund or SRF), an enterprise fund of the State of Connecticut, established pursuant to Connecticut General Statutes Section 22a-475 to 22a-483, provides financial assistance to the municipalities of Connecticut for the planning, design and construction of water quality projects. The SRF is funded through revenue bonds, State contributions, and federal grants as established under Title VI of the Water Quality Act of 1987 (Act), which requires the State of Connecticut (State) to match federal funds to the extent of 20% of federal funds received.

2 - SUMMARY OF SIGNIFICANT ACCOUNTING POLICIES

The accounting policies of the SRF conform to U.S. generally accepted accounting principles as applicable to government enterprises. The following is a summary of the SRF's significant accounting policies:

Basis of Accounting

The financial statements are prepared using the accrual basis of accounting and the flow of economic resources as specified by the Governmental Accounting Standards Board's (GASB) requirements for an enterprise fund.

Under GASB Statement No. 20, *Accounting and Reporting for Proprietary Funds and other Governmental Entities that Use Proprietary Fund Accounting*, the SRF has elected to apply all Financial Accounting Standards Board Statements and Interpretations issued on or before November 30, 1989, except those that conflict with or contradict GASB pronouncements.

Estimates

The preparation of financial statements in conformity with U.S. generally accepted accounting principles requires management to make estimates and assumptions that affect certain reported amounts and disclosures. Accordingly, actual results could differ from those estimates.

Operating and Nonoperating Revenues and Expenses

The SRF's principal operation consists of making low interest loans to municipalities in Connecticut. Operating revenue consists of interest earned on those loans. Operating expenses consist of personnel and other expenses incurred in the initial approval, disbursement and ongoing servicing of those loans through maturity.

Nonoperating revenues include interest earned on investments and nonoperating expenses include interest expense on revenue and refunding bonds.

Revenue Recognition

Federal capitalization grants are reported as nonoperating revenue and are recognized as federal funds are drawn as the SRF expenditures are made.

Cash and Cash Equivalents

For purposes of the statements of cash flows, the SRF considers all highly liquid investments with an original maturity of three months or less to be cash equivalents. However, the SRF's policy is to exclude restricted assets from cash equivalents for purposes of the statements of cash flows due to the limitations imposed on their use by the Clean Water Fund Revenue Bond Program General Bond Resolutions, adopted by the State Bond Commission on December 7, 1990, as amended and supplemented (the "1990 Resolution") and on December 17, 2002 (the "Resolution"). The SRF had cash equivalents of \$251 and \$241 as of June 30, 2008 and 2007, respectively, which consisted of amounts invested in the State Treasurer's Short Term Investment Fund (STIF), a money market investment pool. The pool is managed by the Office of the State Treasurer, and the fair market value of the SRF's position in the pool is the same as the value of the pool shares. Cash equivalents included in restricted assets are presented in Note 6.

Investments

The SRF's policy is to present all investments at fair value except for money market investments and investment contracts, which the SRF has elected to report at amortized cost. The fair value of investments traded on public markets is determined using quoted market prices. The fair value of state general obligation bonds, which are not traded on a public market, is estimated using a comparison of other State general obligation bonds. Based on this comparison, the cost or par value of the state general obligation bonds approximates their estimated fair value.

There were no material investment gains or losses for the years ended June 30, 2008 and 2007.

Loans, Allowance for Loan Losses and Credit Risk

The SRF makes loans to municipalities in the State of Connecticut for planning, design and construction of water quality projects. Interest on the loans is calculated at two percent of the outstanding balance and recognized as it is earned. The loans are secured by the full faith and credit or revenue pledges of the municipalities, or both. No allowance for loan losses is considered necessary based on management's evaluation of the collectibility of the loans. The evaluation takes into consideration such factors as changes in the size of the municipal loans, overall quality, review of specific problem loans, and current economic conditions and trends that may affect the borrowers' ability to pay.

Restricted Assets

Restricted assets consist of investments, which are segregated into funds and accounts in accordance with the Resolution as previously described, plus amounts determined to be prudent by management including amortizing long-term investments. The Resolution restricts investments to: a) the State Treasurer's Short-Term Investment Fund, b) Tax Exempt Proceeds Fund of the State, c) interest bearing time deposits held by the trustee, a member bank of the Federal Reserve System, or a bank that is insured by the Federal Deposit Insurance Corporation and d) Investment Obligations as defined in the Resolution.

Bond Premiums/Deferred Loss

The premiums on the revenue and refunding bonds are being amortized over the term of the bonds on a straight-line basis, which yields results equivalent to the interest method.

The deferred losses on early retirement of bonds (Note 8) are being amortized using the outstanding bond method, which yields results equivalent to the interest method.

Revenue Bonds

The following funds and accounts have been established in accordance with the 1990 Resolution:

<u>Fund / Account</u>	<u>Description and Use</u>
Revenue Fund	Receives all pledged receipts including loan repayments from the municipalities. Out-flows include amounts transferred to the interest and principal accounts of the debt service fund for payment of current debt service.
a. Pledged Receipts Account	
b. Earnings Account	Receives all earnings on funds and investments in all funds and accounts. Out-flows include amounts transferred to the interest and principal accounts of the debt service fund for payment of current debt service.
Loan Fund	Receives proceeds from the sale of revenue bonds as specified and determined by the Resolution. Funds expended for purposes of the State Revolving Fund program, including the financing of loans to municipalities.
Debt Service Reserve Fund	Required to be funded in an amount equal to 50% of all outstanding bonds. The reserve is funded by federal capitalization grant payments drawn under the federal letter of credit and state general obligation bonds. Investment income is transferred to the revenue fund for debt service payments. Used for payment of principal and interest in the event of deficiencies in the revenue accounts.
Debt Service Fund	Receives amounts from the revenue fund accounts sufficient to pay the interest portion due on each interest payment date. Pays interest on outstanding bonds.
a. Interest Account	
b. Principal Account	Receives amounts from the revenue fund accounts sufficient to pay the principal or current sinking fund installments. Pays principal on outstanding bonds.
c. Redemption Account	Receives amounts from the interest and principal accounts for the redemption of bonds. Used for redemption of bonds.
d. Capitalized Interest Account	Receives any capitalized interest received by the trustee. Amounts in the account are transferred for payment of capitalized interest on outstanding bonds.
Interest Subsidy Fund	Established outside of the state revolving fund, principal and investment income is transferred to the revenue fund, then to the debt service fund for payment of debt service. Provides payment of principal and interest in the event of a deficiency in the debt service reserve fund.
Administrative Fund: Cost of Issuance Account	Established outside the SRF, receives a portion of the revenue bond proceeds. Investment income is transferred to the revenue fund for debt service payments. Used to pay issuance cost on revenue bonds.
Rebate Fund	Receives any earnings required to be rebated to the United States pursuant to the Tax Regulatory Agreement. Used for IRS obligations as required.

The cash defeasance (see Note 8), on June 30, 2008, allowed all assets of the Revolving Fund that had previously been pledged to the Bonds issued under the 1990 Resolution and the Subordinate Bond Resolution to be released from that pledge and such assets or the receipts thereon are now available money under the Resolution. As a result of the cash defeasance or as fund/account balances are depleted, some of the funds/accounts listed above will be closed.

The following funds and accounts have been established in accordance with the Resolution adopted December 17, 2002:

Fund / Account	Description and Use
Revolving Fund	The Revolving Fund consists of amounts in the water pollution control federal revolving loan account and drinking water federal revolving loan account. The State maintains the Revolving Fund in accordance with the Federal Act. The State shall transfer to the Debt Service Fund any amounts necessary, together with any amounts on deposit therein, sufficient to pay principal of, redemption premium, if any, and interest on bonds.
Bond Proceeds Fund	Receives proceeds from the sale of revenue bonds as specified and determined by the Resolution. Funds are expended for purposes of financing loans to borrowers under the State Revolving Fund program and if other monies are not available, payment of principal and interest on bonds.
Debt Service Fund	Receives amounts from the Revolving Fund, Support Fund and, if necessary, Bond Proceeds Fund sufficient to pay the debt service on the bonds. Pays principal and interest on outstanding bonds.
Support Fund	The Support Fund, and accounts therein, shall be funded in the amounts and in the manner set forth in a Supplemental Resolution. Monies in the Support Fund shall be transferred to the Debt Service Fund to pay the interest, principal and Sinking Fund Installments and Redemption Price due on Bonds, in accordance with the schedule set forth in the applicable Supplemental Resolution.
Administrative Fund: Cost of Issuance Account	Established outside the SRF, receives a portion of the revenue bond proceeds. Investment income is transferred to the revenue fund for debt service payments. Used to pay issuance cost on revenue bonds.
Rebate Fund	Receives any earnings required to be rebated to the United States pursuant to the Tax Regulatory Agreement. Used for IRS obligations as required.

Fund Net Assets - Restricted for Loans

The fund net assets restricted for loans represents amounts accumulated from federal drawdowns, less administrative expenses not exceeding 4% of the federal grant, transfers from the State representing the 20% match on federal funds and interest earned on municipal loans.

Interest Rate Swap Agreements

The SRF has entered into interest rate swap agreements to modify interest rates on outstanding debt. Other than the net interest expense resulting from these agreements, no amounts are recorded in the financial statements (see Note 10).

3 - CASH DEPOSITS AND INVESTMENTS

According to GASB Statement No. 50, *Deposit and Investment Risk Disclosures*, the SRF needs to make certain disclosures about deposits and investment risks that have the potential to result in losses. Thus, the following deposit and investment risks are discussed below:

Interest Rate Risk - the risk that changes in interest rates will adversely affect the fair value of an investment.

Credit Risk - the risk that an issuer or other counterparty to an investment will not fulfill its obligation.

Concentration of Credit Risk - the risk of loss attributed to the magnitude of an investment with a single issuer.

Custodial Credit Risk (deposits) - the risk that, in the event of a bank failure, the SRF's deposits may not be recovered.

Custodial Credit Risk (investments) - the risk that, in the event of a failure of the counterparty, the SRF will not be able to recover the value of investments or collateral securities that are in the possession of an outside party.

Cash Deposits

Cash deposits of the SRF include funds held by the Connecticut State Comptroller, USBank and the Connecticut Short Term Investment Fund (STIF). As of June 30, 2008 and 2007, funds held by the State Comptroller were \$0 and \$3,658,026, respectively. These funds are pooled with other State of Connecticut accounts, and custodial credit risk cannot be determined at the SRF level. As of June 30, 2008 and 2007, cash included in restricted assets was \$352,466 and \$0, respectively. As of June 30, 2008, funds held by STIF were \$29,946,392, of which \$29,944,210 is included in the revolving fund and \$1,930 is included in the loan fund on the Balance Sheet. As of June 30, 2007, funds held by STIF were \$144,770,298, of which \$109,712,221 is included in the revolving fund and \$16,085,568 is included in the loan fund and \$18,972,268 is included in the senior sinking fund on the Balance Sheet. STIF is a money market investment pool, rated AAAM by Standard and Poor's, in which the State, municipal entities, and political subdivisions of the State are eligible to invest. The State Treasurer with the advice of the Investment Advisory Council, whose members include outside investment professionals and pension beneficiaries, establishes investment policies and guidelines. The State Treasurer is authorized to invest STIF funds in U.S. government and agency obligations, certificates of deposit, commercial paper, corporate bonds, savings accounts, bankers' acceptances, repurchase agreements, asset-backed securities, and student loans.

Investments

As of June 30, 2008, the SRF had the following investments and maturities:

Investment Type	Fair Value	Investment Maturities (in years)				Rating
		Less than 1	1 - 5	6 - 10	More than 10	
U.S. Treasury State & Local Governments	\$ 13,946,628	\$ 4,381,162	\$ 7,551,393	\$ -	\$ 2,014,073	Unrated
Federated Treasury Repurchase Agreements	810,192	810,192	-	-	-	Aaa
Fidelity Institutional Government Money Market Fund	9,174,496	9,174,496	-	-	-	Aaa
Guaranteed Investment Contracts	87,607,277	-	-	32,063,347	55,543,930	AAA
Guaranteed Investment Contracts	58,385,392	-	-	-	58,385,392	AA+
Guaranteed Investment Contracts	118,505,449	-	29,865,803	48,022,501	40,617,145	AA-
Connecticut General Obligation Bonds	36,244,791	-	8,702,006	2,659,369	24,883,416	AA
	\$ 324,674,225	\$ 14,365,850	\$ 46,119,202	\$ 82,745,217	\$ 181,443,956	

As of June 30, 2007, the SRF had the following investments and maturities:

Investment Type	Fair Value	Investment Maturities (in years)				Rating
		Less than 1	1 - 5	6 - 10	More than 10	
U.S. Treasury State & Local Governments	\$ 20,887,966	\$ 6,941,337	\$ 11,932,556	\$ -	\$ 2,014,073	Unrated
Federated Treasury Repurchase Agreements	37,192,620	37,192,620	-	-	-	AAA
Guaranteed Investment Contracts	22,023,484	-	-	-	22,023,484	AAA
Guaranteed Investment Contracts	278,476,993	19,046,628	36,952,021	59,554,041	162,924,303	AA
Connecticut General Obligation Bonds	40,367,808	4,123,017	18,480,402	10,865,521	6,898,868	AA
	\$ 398,948,871	\$ 67,303,602	\$ 67,364,979	\$ 70,419,562	\$ 193,860,728	

Interest Rate Risk

The SRF's policy for managing interest rate risk is to have the maturity or redemption dates of investment coincide as nearly as practicable with the times at which funds will be required for purposes as established in the General Bond Resolutions.

Credit Risk

The SRF's minimizes exposure to this risk by investing in Investment Obligations as defined by the Resolution.

Concentration of Credit Risk

The SRF currently invests approximately 81% and 75%, at June 30, 2008 and 2007, respectively, in long-term investment agreements with AIG Matched Fund Corp., AIG Financial Products (Jersey) Limited, CDC Funding Corp., Societe Generale, Trinity Plus Funding and Bank of America.

4 - LOANS RECEIVABLE

The SRF loans funds to qualified municipalities at an annual interest rate of two percent, secured by the full faith and credit or revenue pledges of the municipalities, or both. Principal and interest payments on loans are payable over a 20 year period in equal monthly installments commencing one month after the scheduled completion date, or in a single annual installment representing the first year's principal and interest not later than one year after the scheduled completion date and thereafter in monthly or annual installments.

Loans receivable by type are as follows as of June 30:

	2008	2007
Construction in process	\$ 163,511,064	\$ 106,206,242
Completed projects	551,121,874	540,288,627
	<u>\$ 714,632,938</u>	<u>\$ 646,494,869</u>

Aggregate maturities of loans receivable in subsequent years for completed projects are as follows:

Year ending June 30	
2009	\$ 50,399,942
2010	49,582,699
2011	50,046,115
2012	49,400,147
2013	45,666,525
Thereafter	306,026,446
	<u>\$ 551,121,874</u>

5 - FEDERAL LETTER OF CREDIT

The following represents a summary of the cumulative amount of funds awarded and drawn, as well as the amount of funds available under the U.S. Environmental Protection Agency's letter of credit as of June 30:

	2008	2007
Awarded	\$ 351,151,290	\$ 350,971,290
Drawn	350,958,690	340,368,639
Available federal letter of credit	\$ 192,600	\$ 10,602,651

6 - RESTRICTED ASSETS

Restricted assets as of June 30 are comprised of the following:

	2008	2007
Cash equivalents:		
Money market investment pool	\$ 1,930	\$ 35,057,836
Investments:		
Federated Treasury Repurchase Agreements	4,325,214	35,351,438
Guaranteed Investment Contracts	278,444,746	321,388,443
Connecticut General Obligation Bonds	2,659,369	2,897,495
	\$ 285,431,259	\$ 394,695,212

7 - RELATED PARTY TRANSACTIONS

The SRF is one fund of many within the State of Connecticut financial reporting structure and as a result, certain transactions including operating transfers, loans receivable and allocation of expenses among funds are under the direction of the State.

Investments

The SRF has invested in the State Treasurer's Short Term Investment Fund. The SRF also holds State General Obligation Bonds as presented in Note 6.

Allocation of Expenses

Fringe benefit costs, which are incurred at the State level, are applied as a percentage of salaries to all State governmental units, including the SRF. For the years ended June 30, 2008 and 2007, the basic rates were 55.44% and 56.87%, respectively, of the SRF wages and the amounts charged aggregated \$156,600 and \$250,311, respectively.

8 - BONDS PAYABLE

A summary of changes in bonds payable during the year ended June 30, 2008 is as follows:

	Balance June 30, 2007	Principal Paydown	Principal Defeasance	Balance June 30, 2008
Revenue bonds	\$ 296,797,148	\$ 23,234,479	\$ 45,605,734	\$ 227,956,935
Subordinate refunding bonds	65,820,000	6,400,000	59,420,000	-
Refunding bonds	248,409,750	12,885,733	-	235,524,017
	\$ 611,026,898	\$ 42,520,212	\$ 105,025,734	\$ 463,480,952

A summary of changes in bonds payable during the year ended June 30, 2007 is as follows:

	Balance June 30, 2006	Additional Borrowings/ Transfer	Principal Paydown	Advanced Refunding	Balance June 30, 2007
Revenue bonds	\$ 170,105,205	\$ 155,210,105	\$ 22,698,162	(\$ 5,820,000)	\$ 296,797,148
Subordinate refunding bonds	97,885,000	-	3,820,000	(28,245,000)	65,820,000
Refunding bonds	219,592,114	30,070,000	1,252,364	-	248,409,750
	\$ 487,582,319	\$ 185,280,105	\$ 27,770,526	(\$ 34,065,000)	\$ 611,026,898

Revenue Bonds

The proceeds of the SRF's bonds are to be used to provide funds to make loans to Connecticut municipalities, for use in connection with the financing or refinancing of wastewater and drinking water treatment projects.

The State of Connecticut has issued the following bonds:

Issue Date	Issue Name	Original Par Amount	Balance Outstanding June 30, 2008
01/01/1991	Clean Water Fund Revenue Bonds, 1991 Series	\$ 100,000,000	\$ -
01/01/1992	Clean Water Fund Revenue Bonds, 1992 Series	105,000,000	0
01/01/1993	Clean Water Fund Revenue Bonds, 1993 Series	50,000,000	0
06/01/1994	Clean Water Fund Revenue Bonds, 1994 Series	75,000,000	0
03/01/1996	Clean Water Fund Revenue Bonds, 1996 Series	80,000,000	0
03/15/1996	Clean Water Fund Subordinate Revenue Refunding Bonds, 1996 Series	48,445,000	0
09/01/1997	Clean Water Fund Revenue Bonds, 1997 Series	110,000,000	0
04/15/1999	Clean Water Fund Revenue Bonds, 1999 Series	125,000,000	0
05/01/1999	Clean Water Fund Subordinate Revenue Refunding Bonds, 1999 Series	78,995,000	0
06/01/2001	Clean Water Fund Revenue Bonds, 2001 Series	100,000,000	0
07/01/2003	State Revolving Fund General Revenue Bonds, 2003 Series A	118,085,000	86,040,602
07/01/2003	State Revolving Fund Refunding General Revenue Bonds, 2003 Series B	115,785,000	91,259,017
07/10/2003	State Revolving Fund Refunding General Revenue Bonds, 2003 Series C-1	55,000,000	55,000,000
07/10/2003	State Revolving Fund Refunding General Revenue Bonds, 2003 Series C-2	66,375,000	66,375,000
07/27/2006	State Revolving Fund General Revenue Bonds, 2006 Series A	150,000,000	141,916,333
07/27/2006	State Revolving Fund Refunding General Revenue Bonds, 2006 Series B	30,070,000	22,890,000
	Total	\$ 1,407,755,000	\$ 463,480,952

Debt service on these bonds has been paid and is to be paid from a combination of pledged receipts, earnings on investments held in the debt service reserve funds, maturing principal and interest on investments, amounts held in the interest subsidy funds and amounts held in the support funds. "Pledged receipts" means payments of principal and interest on municipal obligations, including both timely and delinquent payments with late charges, if any, and includes any fees and charges, fines and penalties collected or held by the State.

In accordance with the State Clean Water Fund Revenue Bonds, 2001 Series Plan of Finance, the State allocated the proceeds of 2001 series between the SRF and the State of Connecticut Drinking Water Fund - State Revolving Fund ("Drinking Water Fund") (collectively, "The Obligated Group") with \$70,385,253 allocated to the SRF and \$29,614,747 allocated to the Drinking Water Fund. The Drinking Water Fund (an enterprise fund of the State of Connecticut) was also established pursuant to Connecticut General Statutes Section 22a-475 to 22a-483 and provides assistance to municipalities of Connecticut to finance the costs of infrastructure needed to achieve or maintain compliance with the Safe Drinking Water Fund Act. Revenue bonds were also issued for both programs in 2003 and 2006.

Pledged receipts include the repayments of loans made by the Obligated Group, including all loans previously funded as well as future loans. Although amounts attributable to the Obligated Group are tracked separately for federal reporting purposes, all pledged receipts will secure all bonds of the revenue bond program. The Act and the General Bond Resolution adopted December 7, 1990 permit the pledging of assets of both the SRF and the Drinking Water Fund SRF to secure all bonds.

The State of Connecticut issued State Revolving Fund General Revenue Bonds 2003 Series dated July 10, 2003 pursuant to the General Bond Resolution adopted December 17, 2002. In accordance with the State Revolving Fund General Revenue Bonds, 2003 Series Plan of Finance,

the State allocated the proceeds of 2003 Series Bonds between the SRF and the Drinking Water Fund with \$85,021,200 allocated to the SRF and \$33,063,800 allocated to the Drinking Water Fund. Debt service on the 2003 Series Bonds is paid from any available monies in the SRF and the Drinking Water Fund. The State has pledged amounts in the bond proceeds fund, the support fund and the debt service fund pursuant to the Resolution. After a review of the total expenditures from both programs since 2003, as of July 1, 2006, the State transferred \$10,210,105 in 2003 bond proceeds from the Drinking Water Fund to the Clean Water Fund. An equal principal amount of 2003 Series Bonds will now be designated Clean Water bonds and will be payable from Clean Water revenues for their remaining term. The 2003 Support Fund balances for each program are similarly impacted by the reassignment. Available money equal to \$1,734,740 in the Clean Water Fund's General Revenue Revolving Fund has been deposited in the Clean Water Fund's 2003 Support Fund and \$1,734,740 in the Drinking Water 2003 Support Fund has become available money in the Drinking Water Fund's General Revenue Revolving Fund. Other related accounts were affected and adjusted to reflect the transfer.

The State of Connecticut issued State Revolving Fund General Revenue Bonds 2006 Series dated July 27, 2006 pursuant to the General Bond Resolution adopted December 17, 2002. In accordance with the State Revolving Fund General Revenue Bonds, 2006 Series Plan of Finance, the State allocated the proceeds of 2006 Bond Series between the SRF and the Drinking Water Fund with \$145,000,000 allocated to the SRF and \$5,000,000 allocated to the Drinking Water Fund. Debt service on the 2006 Series Bonds is to be paid from any available monies in the SRF and the Drinking Water Fund. The State has pledged amounts in the bond proceeds fund, the support fund and the debt service fund pursuant to the Resolution.

Revenue bonds payable consist of the following as of June 30:

	2008	2007
Serial bonds, with interest rates from 2.00% to 5.00%, maturing from 2009 through 2027	\$ 227,956,935	\$ 285,477,148
Term bonds, with interest rates ranging from 5.25% to 6.00%, maturing from 2012 through 2020	-	11,320,000
	\$ 227,956,935	\$ 296,797,148

Refunding Bonds - 1996 Series

On March 15, 1996 the State issued \$48,445,000 of Clean Water Fund Refunding Bonds, 1996 Series (1996 Refunding Bonds) with interest rates of 3.45% to 5.6% to advance refund Clean Water Fund 1991 Series Revenue Bonds (Refunded Bonds) with a principal balance of \$43,125,000 and interest rates of 6.3% to 7%. The Refunded Bonds were to mature at various dates through January 1, 2011 but were called on January 1, 2001.

The net proceeds of the 1996 Refunding Bonds of \$47,478,959 were used to purchase U.S. Government securities and those securities were placed in an irrevocable trust with an escrow agent to provide debt service payments until the Refunded Bonds were called on January 1, 2001. The advance refunding met the requirements of an in-substance debt defeasance and, accordingly, the Refunded Bonds with a principal balance of \$43,125,000 were removed from the SRF's balance sheet.

The difference of \$4,733,836 between the book value of the Refunded Bonds and the amount deposited to the irrevocable trust to fund their debt service represents a loss, which has been deferred and is being recognized as an adjustment of interest expense over the life of the 1996 Refunding Bonds using the outstanding bond method. The balance of the 1996 Refunding Bonds was advance refunded with the Refunding Bonds - 2006 Series. Amortization of the deferred loss for the year ended June 30, 2007 totaled \$662,937.

Refunding Bonds - 1999 Series

On May 1, 1999 the State, with State Street Bank as Trustee, issued \$78,995,000 of Clean Water Fund Subordinate Revenue Refunding Bonds, 1999 Series (1999 Refunding Bonds) with interest rates of 3.45% to 5.25% to advance refund Clean Water Fund 1991, 1992 and 1994 Series Revenue Bonds (Refunded Bonds) with principal balances totaling \$74,080,000 and interest rates of 5.65% to 6.7%. The Refunded Bonds were to mature at various dates through June 1, 2016 but were called on June 1, 2004.

The net proceeds of the 1999 Refunding Bonds of \$80,413,679 were used to purchase U.S. Government securities and those securities were placed in an irrevocable trust with an escrow agent to provide debt service payments until the Refunded Bonds were called on various dates through June 1, 2004. The advance refunding met the requirements of an in-substance debt defeasance and, accordingly, the Refunded Bonds with a principal balance of \$74,080,000 were removed from the SRF's balance sheet.

The difference of \$6,338,445 between the book value of the Refunded Bonds and the amount deposited to the irrevocable trust to fund their debt service represents a loss, which has been deferred and is being recognized as an adjustment of interest expense over the life of the 1999 Refunding Bonds using the outstanding bond method. The balance of the 1999 Refunding Bonds was cash defeased on June 30, 2008. Amortization of the deferred loss for the year ended June 30, 2007 totaled \$482,170.

Refunding Bonds – 2003 Series

On July 10, 2003 the State issued \$115,785,000 of State Revolving Fund Refunding General Revenue Bonds 2003, Series B with interest rates of 2.0% to 5.9% and \$121,375,000 of State Revolving Fund Refunding General Revenue Bonds, 2003 Series C (2003 Series B and C Refunding Bonds) as auction rate bonds to advance refund Clean Water Fund 1997, 1999 and 2001 Series Revenue Bonds (Refunded Bonds) with principal balances totaling \$272,805,000 and interest rates of 4.3% to 7.0%. The State allocated \$7,572,339 of the 2003 Series B Refunding Bonds to the Drinking Water Fund. The Refunded Bonds mature at various dates through September 1, 2022.

The net proceeds of the 2003 Series B and C Refunding Bonds of \$291,594,387 were used to purchase U.S. Government securities and those securities were placed in an irrevocable trust with an escrow agent to provide debt service payments until the Refunded Bonds are called on various dates through October 1, 2011. The advance refunding met the requirements of an in-substance debt defeasance and, accordingly, the Refunded Bonds with a principal balance of \$254,971,000 were removed from the SRF's balance sheet. As of June 30, 2008 and 2007, the outstanding principal balance of the Refunded Bonds was \$122,721,000 and \$184,861,000, respectively.

The difference of \$37,699,081 between the book value of the Refunded Bonds and the amount deposited to the irrevocable trust to fund their debt service represents a loss, which has been deferred and is being recognized as an adjustment of interest expense over the life of the 2003 Series B and C Refunding Bonds using the outstanding bond method. Amortization of the deferred loss for the years ended June 30, 2008 and 2007 totaled \$2,976,159 and \$2,921,662, respectively.

The interest rate on the 2003 Series C Bonds was hedged with an interest rate swap (see Note 10). At June 30, 2008, debt service requirements of the variable-rate bonds and net swap payments, assuming current interest rates remain the same, for their term were as follows. Actual debt service on such bonds will depend on the variable interest rate borne by such bonds from time to time. As rates vary, variable-rate bond interest payments and net swap payments will vary.

Year ending			Interest Rate	
June 30,	Principal	Interest	Swaps, Net	Total
2009	\$ -	\$ 3,532,450	\$ 2,620,339	\$ 6,152,789
2010	-	3,532,450	2,620,339	6,152,789
2011	-	3,532,450	2,620,339	6,152,789
2012	-	3,685,254	2,733,687	6,418,941
2013	-	3,532,450	2,620,339	6,152,789
2014-2018	38,075,000	16,183,188	12,004,539	66,262,727
2019-2024	83,300,000	4,651,710	3,450,595	91,402,305
	\$ 121,375,000	\$38,649,952	\$ 28,670,177	\$188,695,129

The 2003 Series C Bonds were issued as auction rate securities with two interest rate reset modes (\$55,000,000 in daily mode and \$67,375,000 in 28-day mode). The maximum interest rate on the Bonds is capped as 150% of one-month LIBOR if auctions fail. The Bonds experienced failed auctions generally in the period from mid-February through mid-May, 2008. The auctions for the Bonds have not failed since May 15, 2008. The State continually monitors the short-term marketplace in connection with these Bonds.

Refunding Bonds – 2006 Series

On July 27, 2006 the State issued \$30,070,000 of State Revolving Fund Refunding General Revenue Bonds 2006, Series B (2006 Series B Refunding Bonds) with interest rates of 3.75% to 5.0% to advance refund Clean Water Fund 1996 Series Revenue and Refunding Bonds (Refunded Bonds) with principal balances totaling \$34,065,000 and interest rates of 4.6% to 5.6%. The Refunded Bonds were to mature at various dates through May 1, 2018 but were called on September 8, 2006.

The net proceeds of the 2006 Series B Refunding Bonds of \$34,422,009 were used to purchase U.S. Government securities and those securities were placed in an irrevocable trust with an escrow agent to provide debt service payments until the Refunded Bonds are called on various dates through October 1, 2011. The advance refunding met the requirements of an in-substance debt defeasance and, accordingly, the Refunded Bonds with a principal balance of \$34,065,000 were removed from the SRF's balance sheet.

The difference of \$357,009 between the book value of the Refunded Bonds and the amount deposited to the irrevocable trust to fund their debt service represents a loss, which has been deferred and is being recognized as an adjustment of interest expense over the life of the 2006 Series B Refunding Bonds using the outstanding bond method. Amortization of the deferred loss for the years ended June 30, 2008 and 2007 totaled \$121,997 and \$59,439, respectively.

Cash Defeasance - 2008

On June 30, 2008 the SRF paid \$109,472,658 to advance refund Clean Water Fund 1993, 1997, 1999 and 2001 Series Revenue and Refunding Bonds (Refunded Bonds) with principal balances totaling \$105,025,734 and interest rates of 4.0% to 6.0%. The Refunded Bonds were scheduled to mature at various dates through March 1, 2020.

The \$109,472,658 was used to purchase U.S. Government securities and those securities were placed in an irrevocable trust with an escrow agent to provide debt service payments and the call premium until the Refunded Bonds are called on various dates through October 1, 2012. The advance refunding met the requirements of an in-substance debt defeasance and, accordingly, the Refunded Bonds with a principal balance of \$105,025,734 were removed from the SRF's balance sheet. As of June 30, 2008, the outstanding principal balances of the Refunded Bonds were \$105,025,734.

The difference of \$5,107,760 between the book value of the Refunded Bonds and the amount deposited to the irrevocable trust to fund their debt service represents a loss, which has been deferred and is being recognized as an adjustment of interest expense over the life of the Refunded Bonds using the outstanding bond method.

Bond Maturities

Requirements at June 30, 2008 to retire the SRF's revenue and refunding bonds are as follows:

Year ending June 30,	Principal	Interest
2009	\$ 23,052,449	\$ 20,926,200
2010	24,205,422	20,092,322
2011	25,984,594	19,132,502
2012	16,701,733	18,592,530
2013	22,793,437	17,450,496
2014-2018	150,837,888	66,566,053
2019-2023	150,058,767	27,883,479
2024-2028	49,846,662	4,996,700
	\$463,480,952	\$195,640,282

9 - ARBITRAGE LIABILITY

The Internal Revenue Code provides that interest on certain obligations issued by states, including SRF revenue bonds, is not taxable to the holder provided that bond proceeds are not invested in higher yielding investments, which is referred to as arbitrage. To mitigate arbitrage with respect to the SRF's 1997, 1999, 2001, 2003 and 2006 series revenue bonds and the 1999 refunding bond, the SRF is required to remit excess investment income to the federal government. As of June 30, 2008 and 2007, the arbitrage liability was \$401,120 and \$753,298, respectively.

10 - INTEREST RATE SWAPS

At the time of issuance of the State's Series 2003 C bonds, the State entered into fixed payor interest rate swap agreements to lock-in a synthetic fixed rate of 3.1789%. The fixed payor swap agreements provide for the State to pay fixed rates of 3.1789% until October 1, 2013 and 3.0299% thereafter to the swap counterparty and to receive variable payments from the counterparty. The swap agreements included two components in order to better match the swap payments with the underlying auction rates.

The State secured a fixed payment rate of 3.0299% with Swap A in return for receiving a floating payment rate of 1-month London Interbank Offered Rate (LIBOR) multiplied by 67%. Swap A includes an option for the State to terminate the agreement effective October 1, 2013 and semiannually thereafter. The notional amount of the swap mirrors the amortization schedule of the 2003 Series C Bonds.

The floating rates on the 2003 Series C bonds were expected to trade based on the tax-exempt Securities Industry and Financial Markets Association Municipal Swap index, which could equal more than 67% of LIBOR creating a mismatch between floating receipts from the swap agreement and floating interest payments under the 2003 Series C bonds. This situation is called basis risk. To mitigate this risk, the State entered into Swap B.

Swap B pays the State a floating rate equaling the lesser of 33% of LIBOR or (58% of LIBOR plus 0.39%) minus 67% of LIBOR, subject to a 0% minimum. The State makes fixed payments with an interest rate of 0.149%. Swap B matures on October 1, 2013 and contains no termination option. The combined effect of the swaps is that the State receives a higher percentage of LIBOR when LIBOR rates are below 4.33% (to a maximum of 100% of LIBOR) and a lower percentage of LIBOR when rates are higher (to a minimum of 67% of LIBOR). The creation of this structure ("Collar") approximates the relationship between the BMA and the taxable LIBOR index, thereby reducing basis risk.

The total value of Swap A, valued using forward LIBOR rates to estimate future payments and receipts with the 2013 par termination option, is estimated to be \$2,933,683 and \$8,851,555 as of June 30, 2008 and 2007, respectively. Due to the unique nature of the option, this estimate is theoretical and includes assumptions about future interest rate volatility.

Swap B had a negative value of \$396,915 and \$887,970 as of June 30, 2008 and 2007, respectively. Swap B was also valued using forward LIBOR rates to estimate future payments and receipts. This methodology may understate the value of the implied Collar structure somewhat as it does not factor-in the probability that interest rates may continue to stay low enough (or rise and fall again) for the State to continue to receive payments under Swap B. Included in the value are the floor and cap components of the Collar.

At June 30, 2008, the Clean Water Fund was exposed to minimal credit risk related to the swaps. The swap counterparty was rated AA+ by Standard & Poor's and Aaa by Moody's Investors Service as of June 30, 2008.

11 - FUND NET ASSETS

The following represents an analysis of fund net assets for the years ended June 30, 2008 and 2007:

	Unrestricted	Restricted for Loans	Total
Balance at June 30, 2006	\$ 48,881,538	\$514,175,870	\$ 563,057,408
Change in fund net assets	297,093	27,882,529	28,179,622
Balance at June 30, 2007	49,178,631	542,058,399	591,237,030
Change in fund net assets	(1,229,570)	27,189,702	25,960,132
Balance at June 30, 2008	\$ 47,949,061	\$569,248,101	\$ 617,197,162

12 - OPERATING TRANSFERS

Operating transfers consist of the following for the years ended June 30:

	2008	2007
Interest subsidy transfers	\$ 590,393	\$ 686,583
Pledged loan repayments	2,305,989	2,163,742
Operating expenses transfer	441,349	692,717
Operating expenses reimbursement	(1,102,011)	53,646
Transfer of 2003 bond premium from DWF	-	(623,583)
Transfer related to 2006 bond offering	-	(1,029,500)
Transfer related to DWF bond reallocation	-	464,457
Transfer related to DWF debt service	348,376	-
	\$ 2,584,096	\$ 2,408,062

13 - LOAN FUNDING COMMITMENTS

The SRF has entered into various loan agreements with municipalities to fund the planning, design and construction of water quality projects. The following represents a summary of loan commitments at June 30:

	2008	2007
Total funds committed to municipalities	\$ 891,906,057	\$ 817,453,203
Loan amount outstanding to municipalities	714,632,938	646,494,869
Loan commitments outstanding	\$ 177,273,119	\$ 170,958,334

14 - RISK MANAGEMENT

The State of Connecticut is responsible for risk management of the SRF activities through the use of commercial and self-insurance.

15 - SUBSEQUENT EVENTS

2008 Series A Bonds:

On August 6, 2008 the State of Connecticut State Revolving Fund, which consists of the Clean Water Fund and the Drinking Water Fund, issued \$196,195,000 in General Revenue Bonds. The Series A bonds were issued to fund approximately \$177,500,000 of clean water and \$25,200,000 of drinking water projects. The Series A bonds are not subject to optional redemption prior to maturity.

The \$196,195,000 in new money bonds were issued with interest rates from 3.00% to 5.00%, maturing from February 1, 2009 through February 1, 2018.

16 - NEW GASB PRONOUNCEMENTS

The Governmental Accounting Standards Board (GASB) has issued several pronouncements prior to June 30, 2008 that have effective dates that may impact future financial presentations. Management has not currently determined what, if any, impact implementation of the following statement may have on the financial statements of the SRF:

Statement No. 53, *Accounting and Financial Reporting for Derivative Instruments*, issued June 2008, will be effective for the fiscal year ending June 30, 2010.

SEWARD AND MONDE

CERTIFIED PUBLIC ACCOUNTANTS

296 STATE STREET

NORTH HAVEN, CONNECTICUT 06473

INDEPENDENT AUDITORS' REPORT ON INTERNAL CONTROL OVER FINANCIAL
REPORTING AND ON COMPLIANCE AND OTHER MATTERS BASED ON AN
AUDIT OF FINANCIAL STATEMENTS PERFORMED IN ACCORDANCE WITH
GOVERNMENT AUDITING STANDARDS

Ms. Denise L. Nappier, State Treasurer

Ms. Gina McCarthy, Commissioner,
Department of Environmental Protection,
State of Connecticut

We have audited the financial statements of the State of Connecticut Clean Water Fund - Water Pollution Control Authority Federal Revolving Loan Account (State Revolving Fund) (SRF) (an enterprise fund of the State of Connecticut) as of and for the year ended June 30, 2008, and have issued our report thereon dated September 2, 2008. We conducted our audit in accordance with U.S. generally accepted auditing standards and the standards applicable to financial audits contained in *Government Auditing Standards*, issued by the Comptroller General of the United States.

INTERNAL CONTROL OVER FINANCIAL REPORTING

In planning and performing our audit, we considered the SRF's internal control over financial reporting as a basis for designing our auditing procedures for the purpose of expressing our opinion on the financial statements, but not for the purpose of expressing an opinion on the effectiveness of the SRF's internal control over financial reporting. Accordingly, we do not express an opinion on the effectiveness of the SRF's internal control over financial reporting.

A control deficiency exists when the design or operation of a control does not allow management or employees, in the normal course of performing their assigned functions, to prevent or detect misstatements on a timely basis. A significant deficiency is a control deficiency, or combination of control deficiencies, that adversely affects the entity's ability to initiate, authorize, record, process, or report financial data reliably in accordance with U.S. generally accepted accounting principles such that there is more than a remote likelihood that a misstatement of the entity's financial statements that is more than inconsequential will not be prevented or detected by the entity's internal control.

A material weakness is a significant deficiency, or combination of significant deficiencies, that result in more than a remote likelihood that a material misstatement of the financial statements will not be prevented or detected by the entity's internal control.

Our consideration of internal control over financial reporting was for the limited purpose described in the first paragraph of this section and would not necessarily identify all deficiencies in internal control that might be significant deficiencies or material weaknesses. We did not identify any deficiencies in internal control over financial reporting that we consider to be material weaknesses, as defined above.

COMPLIANCE AND OTHER MATTERS

As part of obtaining reasonable assurance about whether the SRF's financial statements are free of material misstatement, we performed tests of its compliance with certain provisions of laws, regulations, contracts and grant agreements, noncompliance with which could have a direct and material effect on the determination of financial statement amounts. However, providing an opinion on compliance with those provisions was not an objective of our audit, and accordingly, we do not express such an opinion. The results of our tests disclosed no instances of noncompliance or other matters that are required to be reported under *Government Auditing Standards*.

This report is intended solely for the information and use of the management of the SRF and federal awarding agencies and is not intended to be and should not be used by anyone other than these specified parties.

Seward and Monde

September 2, 2008

SEWARD AND MONDE

CERTIFIED PUBLIC ACCOUNTANTS

296 STATE STREET

NORTH HAVEN, CONNECTICUT 06473-2165

INDEPENDENT AUDITORS' REPORT ON COMPLIANCE WITH REQUIREMENTS
APPLICABLE TO EACH MAJOR PROGRAM, ON INTERNAL CONTROL OVER
COMPLIANCE IN ACCORDANCE WITH OMB CIRCULAR A-133, AND
ON THE SCHEDULE OF EXPENDITURES OF FEDERAL AWARDS

Ms. Denise L. Nappier, Treasurer

Ms. Gina McCarthy, Commissioner,
Department of Environmental Protection,
State of Connecticut

COMPLIANCE

We have audited the compliance of the State of Connecticut Clean Water Fund - Water Pollution Control Authority Federal Revolving Loan Account (State Revolving Fund) (SRF) (an enterprise fund of the State of Connecticut) with the types of compliance requirements described in the U.S. Office of Management and Budget (OMB) *Circular A-133 Compliance Supplement* that are applicable to its major federal program for the year ended June 30, 2008. The SRF's major federal program is identified in the summary of auditors' results section of the accompanying schedule of federal findings and questioned costs. Compliance with the requirements of laws, regulations, contracts and grants applicable to its major federal program is the responsibility of the SRF's management. Our responsibility is to express an opinion on the SRF's compliance based on our audit.

We conducted our audit of compliance in accordance with U.S. generally accepted auditing standards; the standards applicable to financial audits contained in *Government Auditing Standards*, issued by the Comptroller General of the United States; and OMB Circular A-133, *Audits of States, Local Governments, and Non-Profit Organizations*. Those standards and OMB Circular A-133 require that we plan and perform the audit to obtain reasonable assurance about whether noncompliance with the types of compliance requirements referred to above that could have a direct and material effect on a major federal program occurred. An audit includes examining, on a test basis, evidence about the SRF's compliance with those requirements and performing such other procedures as we considered necessary in the circumstances. We believe that our audit provides a reasonable basis for our opinion. Our audit does not provide a legal determination on the SRF's compliance with those requirements.

In our opinion, the SRF complied, in all material respects, with the requirements referred to above that are applicable to its major federal program for the year ended June 30, 2008.

INTERNAL CONTROL OVER COMPLIANCE

The management of the SRF is responsible for establishing and maintaining effective internal control over compliance with requirements of laws, regulations, contracts and grants applicable to federal programs. In planning and performing our audit, we considered the SRF's internal control over compliance with requirements that could have a direct and material effect on a major federal program in order to determine our auditing procedures for the purpose of expressing our opinion on compliance, but not for the purpose of expressing an opinion on the effectiveness of internal control over compliance. Accordingly, we do not express an opinion on the effectiveness of the SRF's internal control over compliance.

A control deficiency in an entity's internal control over compliance exists when the design or operation of a control does not allow management or employees, in the normal course of performing their assigned functions, to prevent or detect noncompliance with a type of compliance requirement of a federal program on a timely basis. A significant deficiency is a control deficiency, or combination of control deficiencies, that adversely affects the entity's ability to administer a federal program such that there is more than a remote likelihood that noncompliance with a type of compliance requirement of a federal program that is more than inconsequential will not be prevented or detected by the entity's internal control.

A material weakness is a significant deficiency, or combination of significant deficiencies, that result in more than a remote likelihood that material noncompliance with a type of compliance requirement of a federal program will not be prevented or detected by the entity's internal control.

Our consideration of internal control over compliance was for the limited purpose described in the first paragraph of this section and would not necessarily identify all deficiencies in internal control that might be significant deficiencies or material weaknesses. We did not identify any deficiencies in internal control over compliance that we consider to be material weaknesses, as defined above.

SCHEDULE OF EXPENDITURES OF FEDERAL AWARDS

We have audited the financial statements of the SRF as of and for the year ended June 30, 2008, and have issued our report thereon dated September 2, 2008. Our audit was performed for the purpose of forming an opinion on the financial statements taken as a whole. The accompanying schedule of expenditures of federal awards is presented for purposes of additional analysis as required by OMB Circular A-133 and is not a required part of the financial statements. Such information has been subjected to the auditing procedures applied in the audit of the basic financial statements and, in our opinion, is fairly stated, in all material respects, in relation to the basic financial statements taken as a whole.

This report is intended solely for the information and use of the management of the SRF and federal awarding agencies and is not intended to be and should not be used by anyone other than these specified parties.

Seward and Monde

September 2, 2008

STATE OF CONNECTICUT CLEAN WATER FUND - WATER POLLUTION CONTROL
 AUTHORITY FEDERAL REVOLVING LOAN ACCOUNT (STATE REVOLVING FUND)
 SCHEDULE OF EXPENDITURES OF FEDERAL AWARDS
 For the year ended June 30, 2008

Federal Grantor; Program Title	Federal CFDA Number	Expenditures
ENVIRONMENTAL PROTECTION AGENCY		
Direct:		
Capitalization Grants for State Revolving Fund	66.458	\$ 10,737,073

See notes to schedule.

STATE OF CONNECTICUT CLEAN WATER FUND - WATER POLLUTION CONTROL
AUTHORITY FEDERAL REVOLVING LOAN ACCOUNT (STATE REVOLVING FUND)
NOTES TO SCHEDULE OF EXPENDITURES OF FEDERAL AWARDS
For the year ended June 30, 2008

A - ACCOUNTING BASIS

The accompanying schedule of expenditures of federal awards includes the federal grant activity of the State of Connecticut Clean Water Fund - Water Pollution Control Authority Federal Revolving Loan Account (State Revolving Fund) and is presented on the accrual basis of accounting. The information in this schedule is presented in accordance with the requirements of OMB Circular A-133, *Audits of States, Local Governments, and Non-Profit Organizations*. Therefore, some amounts presented in this schedule may differ from amounts presented in, or used in the preparation of the financial statements.

Revenues are recognized to the extent of expenditures. Expenditures have been recognized to the extent that administrative costs have been incurred by the SRF and charged to the grant and federal funds have been loaned to municipalities during the year.

B - MUNICIPAL LOAN BALANCES

The balance of outstanding loans to municipalities totaled \$714,632,938 as of June 30, 2008.

STATE OF CONNECTICUT CLEAN WATER FUND - WATER POLLUTION CONTROL
AUTHORITY FEDERAL REVOLVING LOAN ACCOUNT (STATE REVOLVING FUND)
SCHEDULE OF FEDERAL FINDINGS AND QUESTIONED COSTS
For the year ended June 30, 2008

SECTION I - SUMMARY OF AUDITORS' RESULTS

Financial Statements

Type of auditors' report issued: Unqualified

Internal control over financial reporting:

Material weakness(es) identified? Yes No

Significant deficiency(s) identified that are not considered to be material weaknesses? Yes None reported

Noncompliance material to financial statements noted? Yes No

Federal Awards

Internal control over major programs:

Material weakness(es) identified? Yes No

Significant deficiency(s) identified that are not considered to be material weaknesses? Yes None reported

Type of auditors' report issued on compliance for major program: Unqualified

Any audit findings disclosed that are required to be reported in accordance with Section .510(a) of Circular A-133? Yes No

Major Programs:

<u>CFDA Number</u>	<u>Name of Federal Program</u>
66.458	Capitalization Grants for State Revolving Fund

Dollar threshold used to distinguish between type A and type B programs \$322,112

Auditee qualified as low risk auditee? Yes No

SECTION II - FINANCIAL STATEMENT FINDINGS

No findings are reported.

SECTION III - FEDERAL AWARD FINDINGS AND QUESTIONED COSTS

No findings or questioned costs are reported.

APPENDICES

APPENDIX I: STATE AUTHORIZATIONS

As of July 1, 2007		
State Funding	FY87	\$ 40,000,000
State Funding	FY88	\$ 40,000,000
State Funding	FY89	40,000,000
State Funding	FY90	60,000,000
Bond Fund Transfer	FY90	15,000,000
State Funding - LIS	FY90	25,000,000
State Funding	FY91	100,000,000
State Funding - LIS	FY91	25,000,000
State Funding	FY92	50,000,000
State Funding	FY93	30,000,000
State Funding	FY94	58,850,000
State Funding	FY95	75,020,000
Funding Rescission	FY95	(22,600,000)
State Funding	FY96	16,480,000
State Funding	FY97	23,580,000
State Funding	FY98	45,000,000
State Funding	FY99	14,000,000
State Funding	FY99	(14,000,000)
State Funding	FY00	43,400,000
State Funding	FY01	53,100,000
State Funding	FY02	40,000,000
State Funding	FY 03	40,000,000
Funding Deferral	FY 03	3,200,000
State Funding	FY04	0
State Funding	FY05	(60,000,000)
State Funding	FY06	20,000,000
State Funding	FY07	20,000,000
State Funding	FY08	90,000,000
State Funding	FY09*	*
Total State Funding		871,030,000

*\$90,000,000 Not yet authorized

Appendix I (Continued): State Authorizations

Revenue Bond Authority	FY91	\$100,000,000
Revenue Bond Authority	FY92	200,000,000
Revenue Bond Authority	FY93	30,000,000
Revenue Bond Authority	FY94	93,800,000
Revenue Bond Authority	FY95	51,600,000
Revision	FY95	(8,500,000)
Revenue Bond Authority	FY96	125,400,000
Revenue Bond Authority	FY97	41,000,000
Revenue Bond Authority	FY98	151,300,000
Revenue Bond Authority	FY99	83,300,000
Revenue Bond Authority	FY00	64,600,000
Revenue Bond Authority	FY01	66,900,000
Revenue Bond Authority	FY02	81,000,000
Revenue Bond Authority	FY03	158,000,000
Revenue Bond Authority	FY04	0
Revenue Bond Authority	FY05	0
Revenue Bond Authority	FY06	0
Revenue Bond Authority	FY07	100,000,000
Revenue Bond Authority	FY08	235,000,000
Revenue Bond Authority	FY09*	0
Total Revenue Bond Authority		1,573,400,000

*\$180,000,000 for 2009 part of biannual authorization.

APPENDIX II: STATE MATCH FOR FEDERAL CAPITALIZATION GRANTS

CLEAN WATER FUND STATE MATCH CONTRIBUTION As Of June 30, 2008		
Projects	Contract Date / State Bond Commission Approval Date	AMOUNT
EAST LYME Clean Water Fund 112-C	10-Dec-87	\$8,860,815.69
DANBURY 103-C	22-Nov-88	\$6,567,587.30
EAST LYME Clean Water Fund 175-C	03-Feb-89	\$1,092,205.71
STONINGTON 141-C	15-Jun-89	\$1,600,000.00
MIDDLETOWN 209-D	01-Sep-89	\$0.00
CHESHIRE 111.1-C	13-Nov-90	\$567,431.65
EAST LYME 112-CD1	31-Dec-90	<u>\$373,389.00</u>
	SUBTOTAL	19,061,429.35
Bonds		
PRIVATELY PLACED G.O.	28-Jan-91	\$12,873,381.00
PRIVATELY PLACED G.O.	22-Jan-92	\$26,144,911.00
PRIVATELY PLACED G.O.	28-Mar-96	\$5,000,000.00
PRIVATELY G.O.	30-Sep-97	\$19,000,000.00
PRIVATELY PLACED G.O.	06-May-99	<u>\$18,000,000.00</u>
	SUBTOTAL	\$81,018,292.00
	TOTAL STATE MATCH	\$100,079,721.35
TOTAL FEDERAL CAPITALIZATION GRANTS*		\$351,151,290.00
REQUIRED STATE MATCH (20%)		\$ 70,230,258.00
	TOTAL STATE MATCH	\$100,079,721.35
STATE OBLIGATIONS & PAYMENTS LESS REQUIRED STATE MATCH (FOR FUTURE CAPITALIZATION GRANT MATCH REQUIREMENTS)		\$29,849,463.35

APPENDIX III: FEDERAL CAPITALIZATION GRANTS

The federal Water Quality Act of 1987, which amended the federal Clean Water Act of 1972 (Federal Acts are now commonly referenced as the "Clean Water Act"), established state water pollution control revolving fund programs for wastewater treatment projects. Federal appropriations continue to be made annually to states for capital funding of wastewater treatment projects even though the Federal Act has expired as of June 30, 2007. The Clean Water State Revolving Fund (CWSRF) was further authorized through September 30, 1994. Congress has not reauthorized the Act since but the program continues to operate through language in the annual appropriations bill that funds the CWSRF.

The Clean Water Act both authorizes the Clean Water Fund and places legal constraints on its uses. Federal regulations limit the uses of program equity to: loans, support for bonds issued to make loans, loan guarantees or insurance, refinancing prior debt or administrative expenses associated with qualified projects. The federal capitalization grant and the required match must be maintained by the Clean Water Fund in perpetuity.

		Projects Funds	Administrative Funds	Total
Federal Funding	FY87	\$6,807,840	\$283,660	\$7,091,500
Federal Funding	FY88	\$20,258,640	\$844,110	\$21,102,750
Federal Funding	FY89	\$21,277,361	\$886,557	\$22,163,918
Transfer from Federal Title II	FY89	\$132,707	\$5,529	\$138,236
Federal Funding	FY90	\$21,955,014	\$914,792	\$22,869,806
Federal Funding	FY91	\$24,136,168	\$1,005,674	\$25,141,842
Transfer from Federal Title II	FY91	\$1,828,380	\$76,182	\$1,904,562
Transfer to Federal Title II	FY91	(\$1,536,000)	(\$64,000)	(\$1,600,000)
Federal Funding	FY92	\$22,850,942	\$952,123	\$23,803,065
Federal Funding	FY93	\$22,604,694	\$941,862	\$23,546,556
Federal Funding	FY94	\$14,025,908	\$584,413	\$14,610,321
Federal Funding	FY95	\$14,485,807	\$603,575	\$15,089,382
Transfer from Federal Title II	FY95	\$2,026,008	\$84,417	\$2,110,425
Federal Funding	FY96	\$23,728,949	\$988,706	\$24,717,655
Transfer from Federal	FY96	(\$2,026,008)	(\$84,417)	(\$2,110,425)
Federal Funding	FY97	\$7,307,712	\$304,488	\$7,612,200
Federal Funding	FY98	\$15,836,515	\$659,855	\$16,496,370
Transfer from Federal Title II	FY98	\$3,678,986	\$153,291	\$3,832,277

Appendix III: Federal Capitalization Grants (continued)

Federal Funding Authorizations				
		Projects Funds	Administrative Funds	Total
Federal Funding	FY99	\$15,837,846	\$659,910	\$16,497,756
Federal Funding	FY00	\$15,784,148	\$657,673	\$16,441,821
Federal Funding	FY01	\$15,643,869	\$651,828	\$16,295,697
Federal Funding	FY02	\$15,678,749	\$653,281	\$16,332,030
Transfer from Federal Title II	FY02	\$409,229	\$17,051	\$426,280
Federal Funding	FY03	\$15,576,771	\$649,032	\$16,225,803
Federal Funding	FY04	\$15,586,180	\$649,424	\$16,235,604
Transfer from Federal Title II	FY04	\$237,086	\$9,879	\$246,965
Federal Funding	FY05	\$12,673,014	\$528,042	\$13,201,056
Federal Funding	FY06	\$10,298,724	\$429,114	\$10,727,838
Total Federal Funding		\$337,105,239	\$14,046,051	\$351,151,290

- Awarded on June 21, 2007.
- Appendix IV: Loans Closed During FY 2006.
- The 2007 year grant of \$12,931,758 and the FY 2008 grant of \$ 8,320,600 were awarded in September 2008, after the end of the FY .

APPENDIX IV: LOANS CLOSED DURING FY 2008

Clean Water Fund Loan Closing Report

Closing Date	Municipality	IFO/ PLO	Project No	SCD	Amount	New IFO Amount	
3/18/2008	Stratford	IFO	366-C1	10/31/2009	47,170,632.38	47,170,632.38	Amendment
4/9/2008	Milford	IFO	532-C1	5/31/2009	43,843,416.61	43,843,416.61	Amendment
Total Amendments						91,014,048.99	
7/31/2007	Winchester	IFO	553-C	7/31/2007	714,801.60	714,801.60	Certificate
7/26/2007	Windham	IFO	551-D	1/31/2007	789,646.00	789,646.00	Certificate
10/1/2007	Meriden	IFO	382-D	7/31/2007	760,419.50	760,419.50	Certificate
12/27/2007	MDC	IFO	578-C	12/31/2007	6,126,413.00	6,126,413.00	Certificate
1/31/2008	Windham	IFO	551-D	1/31/2008	789,646.00	789,646.00	Certificate
1/31/2008	Meriden	IFO	382-D	10/31/2007	760,419.50	760,419.50	Certificate
5/30/2008	Branford	IFO	139-CSL	12/1/2008	2,415,000.00	2,415,000.00	Certificate
6/30/2008	MDC	IFO	578-C	6/30/2008	6,126,413.00	6,126,413.00	Certificate
Total Certificates						18,482,758.60	
7/31/2007	Middletown	IFO	362-CD1	1/31/2008	2,875,096.56	2,875,096.56	
8/2/2007	GNHWPCA	IFO	206-CSL	11/30/2008	4,000,000.00	4,000,000.00	
10/1/2007	Coventry	IFO	461-C1	12/31/2007	9,815,809.75	9,815,809.75	
11/1/2007	MDC	IFO	149-CSL	9/30/2008	12,710,000.00	12,710,000.00	
11/1/2007	MDC	IFO	508-C	10/31/2007	1,352,326.00	1,352,326.00	
12/14/2007	MDC	IFO	520-C	9/30/2008	4,837,463.20	4,837,463.20	
12/14/2007	MDC	IFO	521-C	3/31/2008	4,240,339.85	4,240,339.85	
3/7/2008	Bridgeport	IFO	452-C	5/31/2010	2,687,000.00	2,687,000.00	
3/31/2008	Meriden	IFO	382-C	5/31/2010	33,342,761.94	33,342,761.94	
4/21/2008	Plainville	IFO	542-C	9/30/2009	19,066,549.41	19,066,549.41	
4/21/2008	Canton	IFO	155-CSL	07/01/009	1,400,000.00	1,400,000.00	
4/21/2008	Southington	IFO	590-C	6/30/2010	10,247,809.50	10,247,809.50	
6/20/2008	Glastonbury	IFO	454-C	12/30/2010	23,701,543.62	23,701,543.62	
6/30/2008	Marlborough	IFO	210-C	9/30/2010	6,750,000.00	6,750,000.00	
Total New IFO						137,026,699.83	
Totals					\$246,523,507.42		
Total New IFO Loans					14		
Total Dollar Value on New IFO Loans					\$137,026,699.83		

APPENDIX V: PENDING PROJECTS

	Loan to:	Loan Type	Project Number	Total Outstanding IFO/PLO As of 06/30/08	Undrawn Loan Commitments	Commitments Through 06/30/09	Total Commitments
1	Ansonia	PLO	311-DC	4,670,783	-		4,670,783
2	Ansonia	IFO- new	554-D/554-c	988,682	-	14,075,100	15,063,782
4	Bethel	PLO	103-C2	2,479,829	-		2,479,829
5	Bethel	PLO	103-D1	21,437	-		21,437
6	Bolton Lakes		132-D			156,000	156,000
7	Branford	PLO	138-CSL	5,824,563	-		5,824,563
8	Branford	IFO	139-CSL	2,165,059	249,941	-	2,415,000
9	Branford	PLO	275-P/D	75,164	-		75,164
10	Branford	PLO	358-C	14,414,976	-		14,414,976
11	Branford	PLO	358-D	744,660	-		744,660
12	Bridgeport	IFO	102-CSL	2,116,434	2,856,566	-	4,973,000
13	Bridgeport	PLO	206-C	19,284,633	-		19,284,633
14	Bridgeport	PLO	208-C	1,708,318	-		1,708,318
15	Bridgeport	PLO	208-D	244,661	-		244,661
16	Bridgeport	PLO	372-C	1,686,062	-		1,686,062
17	Bridgeport	PLO	372-CD1	1,118,080	-		1,118,080
18	Bridgeport	PLO	372-CD2	447,245	-		447,245
19	Bridgeport	PLO	409-C	1,727,605	-		1,727,605
20	Bridgeport	PLO	409-D	448,388	-		448,388
21	Bridgeport	PLO	416-C	2,551,862	-		2,551,862
22	Bridgeport	CSO	452-C	512,637	2,174,363	-	2,687,000
23	Bridgeport	PLO	559-C	1,076,039	-		1,076,039
24	Bridgeport	PLO	572-C	548,020	-		548,020
25	Bridgeport	IFO	575-C	2,747,012	291,707	-	3,038,719
26	Bridgeport	IFO	621-D			772,493	772,493
27	Bristol	PLO	415-D/C	969,040	-		969,040
28	Bristol	PLO	464-C	427,662	-		427,662
29	Bristol	PLO	498-D/C	1,020,509	-		1,020,509
30	Bristol	PLO	504-C	1,125,677	-		1,125,677
31	Bristol	PLO	562-C	552,952	-		552,952
32	Brookfield	PLO	103-C3/584-c	647,812	-	2,724,000	3,371,812
33	Brooklyn	PLO	134-D/C	71,754	-		71,754

	Loan to:	Loan Type	Project Number	Total Outstanding IFO/PLO As of 06/30/08	Undrawn Loan Commitments	Commitments Through 06/30/09	Total Commitments
34	Burlington	PLO	321-C	734,317	-		734,317
35	Burlington	PLO	321-CD1	271,815	-		271,815
36	Burlington	PLO	513-C	2,102,439	-		2,102,439
37	Canaan F.D.	PLO	189-C	43,494	-		43,494
39	Canton	IFO	155-CSL		1,400,000	-	1,400,000
40	Canton	PLO	120-C	647,665			647,665
41	Cheshire	PLO	111.1-C	60,623	-		60,623
42	Cheshire	PLO	111-C	3,018,634	-		3,018,634
43	Cheshire	PLO	111-CD1	373,153	-		373,153
44	Cheshire	IFO	112-CSL	1,407,304	-		1,407,304
45	Cheshire	IFO	481-C	4,911,272	-		4,911,272
47	Coventry	IFO	461-C1	9,815,810	-	-	9,815,810
51	Danbury		103-C1	12,619,236	-		12,619,236
52	Danbury	PLO	103-D	114,843	-		114,843
53	Danbury	PLO/new	305-C/515-C/130-C	134,236	-	5,658,600	5,792,836
54	Darien	PLO	407-C	594,665	-		594,665
55	Deep River	PLO	500-C	3,042,489	-		3,042,489
56	Derby	PLO	367-C	1,388,902	-		1,388,902
57	East Haddam	PLO	173-D/C	657,416	-		657,416
58	East Hampton	PLO	247-C	227,928	-		227,928
59	East Hampton	PLO	480-C	358,136	-		358,136
60	East Lyme	PLO	177-C	172,122	-		172,122
61	East Lyme I	PLO	112-C	1,052,027	-		1,052,027
62	East Lyme II	PLO	175-C	286,066	-		286,066
63	East Lyme III	PLO	176-C	2,475,639	-		2,475,639
64	East Windsor	PLO	302-C	4,664,907	-		4,664,907
65	Fairfield	PLO	245-C	380,519	-		380,519
66	Fairfield	PLO	245-D	132,915	-		132,915
67	Fairfield	PLO	355-C	629,925	-		629,925
68	Fairfield	PLO	399-C	21,683,795	-		21,683,795
69	Fairfield	PLO	399-D	1,149,554	-		1,149,554
70	Farmington	PLO	159-C	6,105,862	-		6,105,862
71	Glastonbury	IFO			-	6,847,113	6,847,113
72	GNHWPCA	PLO	207-C1	18,756,426	-		18,756,426
73	GNHWPCA	PLO	563-D/C	7,970,056	-		7,970,056
74	Gr.New Haven WPCA	inflow/infiltration	206-CSL	282,688	3,717,332	-	4,000,000
75	Gr.New Haven WPCA	IFO	463-C1	909,660	-		909,660

	Loan to:	Loan Type	Project Number	Total Outstanding IFO/PLO As of 06/30/08	Undrawn Loan Commitments	Commitments Through 06/30/09	Total Commitments
76	Gr.New Haven WPCA	IFO-certificate in 07	581-C	1,837,667	3,465,349	-	5,303,017
77	Greenwich	PLO	115-C	7,369,632	-	-	7,369,632
78	Greenwich	PLO	115-CD1	2,449,346	-	-	2,449,346
79	Greenwich	PLO	364-C	7,023,350	-	-	7,023,350
80	Greenwich	PLO	430-C	431,883	-	-	431,883
81	Groton	IFO	386-C	7,073,098	2,288,669	2,604,740	11,966,506
82	Hartford	PLO	160-C1	1,825,766	-	-	1,825,766
84	Hebron	PLO	124-C	1,740,802	-	-	1,740,802
85	Hebron	PLO	124-CD1	481,314	-	-	481,314
86	Hebron	PLO	124-CD2	305,133	-	-	305,133
88	Jewett City	PLO	443-C	5,756,046	-	-	5,756,046
89	Jewett City	PLO	443-D	40,315	-	-	40,315
90	Ledyard	PLO/New	119-DC	1,395,173	-	1,640,000	3,035,173
91	Litchfield	PLO	181-C1	313,040	-	-	313,040
92	Litchfield	PLO	396-PDC	426,737	-	-	426,737
93	Litchfield	PLO	499-C	3,595,874	-	-	3,595,874
94	Marlborough	PLO	210-D/210-c	827,653	-	2,571,983	3,399,636
95	MDC	IFO	142-CSL	6,172,526	27,474	-	6,200,000
96	MDC	inflow/infiltration	149-CSL	9,911,516	2,798,484	-	12,710,000
97	MDC		166-CSL			6,500,000	6,500,000
98	MDC		619-D			9,600,000	9,600,000
99	MDC	PLO	160-C	1,794,129	-	-	1,794,129
100	MDC	PLO	267-C	3,714,295	-	-	3,714,295
101	MDC	PLO	270-C	2,843,633	-	-	2,843,633
102	MDC	PLO	285-C	8,887,024	-	-	8,887,024
103	MDC	PLO	285-D	229,945	-	-	229,945
104	MDC	PLO	319-C	887,778	-	-	887,778
105	MDC	PLO	361-C	1,515,170	-	-	1,515,170
106	MDC	PLO	383-C	2,097,403	-	-	2,097,403
107	MDC	PLO	405-C	5,510,160	-	-	5,510,160
108	MDC	PLO	451-C	3,187,856	-	-	3,187,856
109	MDC	PLO	494-D/C	1,471,291	-	-	1,471,291
110	MDC	East Hartford Denitrification	508-C	1,232,077	-	-	1,232,077
111	MDC	Hartford Denitrification	520-C	3,689,054	1,148,409	-	4,837,463
112	MDC	CSO	521-C	4,173,331	67,009	-	4,240,340

	Loan to:	Loan Type	Project Number	Total Outstanding IFO/PLO As of 06/30/08	Undrawn Loan Commitments	Commitments Through 06/30/09	Total Commitments
113	MDC	IFO	578-C	1,813,774	4,312,639	-	6,126,413
114	Meriden	PLO	216-C	638,131	-	-	638,131
115	Meriden	PLO	388-C	271,392	-	-	271,392
116	Meriden	IFO	382-D/C	760,420	32,582,342	-	33,342,762
117	Middlebury	PLO	303-C	177,625	-	-	177,625
118	Middlefield	PLO	182-C	2,161,849	-	-	2,161,849
119	Middletown	PLO	114-C	145,865	-	-	145,865
120	Middletown	PLO	114-CD1	230,386	-	-	230,386
121	Middletown	PLO	114-CD2	41,711	-	-	41,711
122	Middletown	PLO	209-C	201,312	-	-	201,312
123	Middletown	PLO	260-C	203,662	-	-	203,662
124	Middletown	PLO	261-C	211,170	-	-	211,170
125	Middletown	PLO	261-CD1	471,698	-	-	471,698
126	Middletown	PLO	262-C	500,553	-	-	500,553
127	Middletown	PLO	262-CD1	268,855	-	-	268,855
128	Middletown	PLO	266-C	193,115	-	-	193,115
129	Middletown	PLO	304-C	81,576	-	-	81,576
130	Middletown	PLO	362-C	1,337,907	-	-	1,337,907
131	Middletown	PLO	363-C	771,600	-	-	771,600
132	Middletown	PLO	371-C	2,310,095	-	-	2,310,095
133	Middletown	PLO	295-C	915,877	-	-	915,877
134	Middletown	inflow/infiltration	362-CD1	1,851,994	1,023,103	-	2,875,097
135	Milford	PLO	111-CSL	1,563,473	-	-	1,563,473
136	Milford	PLO	356-C	62,837	-	-	62,837
137	Milford	PLO	502-D	2,112,457	-	-	2,112,457
138	Milford	IFO	532-C1	27,375,079	16,468,337	-	43,843,417
139	Naugatuck	IFO	175-CSL	448,400	-	-	448,400
140	Naugatuck	PLO	184-C	236,065	-	-	236,065
141	Naugatuck	PLO	184-CD1	308,305	-	-	308,305
142	Naugatuck	PLO	184-CTP	468,912	-	-	468,912
143	New Britain	PLO	400-D/C	1,690,132	-	-	1,690,132
144	New Britain	PLO	488-DC	2,145,181	-	-	2,145,181
145	New Britain	PLO	538-C	1,148,899	-	-	1,148,899
147	New Canaan	PLO	185-D/C	7,332,228	-	-	7,332,228
148	New London	PLO	187-C	1,731,898	-	-	1,731,898
149	New London	PLO	187-CD1	612,258	-	-	612,258

	Loan to:	Loan Type	Project Number	Total Outstanding IFO/PLO As of 06/30/08	Undrawn Loan Commitments	Commitments Through 06/30/09	Total Commitments
150	New London	PLO	390-C	868,139	-		868,139
151	New London	PLO	390-CD1	434,668	-		434,668
152	New London	PLO	455-P/D/C	1,325,995	-		1,325,995
153	New Milford	PLO	143-C	1,966,577	-		1,966,577
154	Newtown	PLO	113-C	2,146,738	-		2,146,738
155	Newtown	PLO	113-C1	8,252,186	-		8,252,186
157	North Branford	PLO	138-C	1,893,821	-		1,893,821
158	North Haven	PLO	104-C	3,644,400	-		3,644,400
159	North Haven	PLO	489-C	815,175	-		815,175
160	Norwalk	PLO	190-CD1	1,443,400	-		1,443,400
161	Norwalk	PLO	190-D/C	25,000,530	-		25,000,530
162	Norwalk	PLO	301-C/540-D	908,599	-	-	908,599
163	Norwalk	PLO	397-C	385,659	-		385,659
166	Norwich	PLO	106-C	1,572,792	-		1,572,792
167	Norwich	PLO	298-C	829,379	-		829,379
168	Norwich	PLO/new	349-C	626,118	-	522,000	1,148,118
170	Plainfield	PLO	417-C	1,236,808	-		1,236,808
171	Plainville	Pump Station Rehab	183-CSL	2,270,848	229,152	-	2,500,000
172	Plainville	PLO	542-D	658,232			658,232
173	Plainville	IFO	542-C	13,237,363	5,829,187	-	19,066,549
174	Plymouth	PLO	102-C	2,526,991	-		2,526,991
175	Point-o-Woods	IFO/new	501-D/501-C	623,638	84,686	1,500,625	2,208,949
176	Portland	PLO	340-C	2,695,439	-	1,318,250	4,013,689
178	Redding	PLO	131-C	563,784	-		563,784
179	Ridgefield	PLO	103-C4	163,468	-		163,468
180	Ridgefield	PLO	110.1-C	188,159	-		188,159
181	Ridgefield	PLO	110.2-C	2,378,370	-		2,378,370
182	Ridgefield	PLO	110-CD1	99,350	-		99,350
183	Seymour	PLO	121-C	1,946,353	-		1,946,353
184	Seymour	PLO	146-C	1,414,472	-		1,414,472
185	Seymour	PLO	146-CD1	215,118	-		215,118
187	Shelton	PLO	104-CSL	2,590,293	-		2,590,293
188	Shelton	IFO	165-C	15,708,198	1,199,438	-	16,907,636
189	Simsbury	PLO	392-C	21,037,216	-		21,037,216
190	South Windsor	PLO/new	109-CSL/503-C	347,376	-		347,376

	Loan to:	Loan Type	Project Number	Total Outstanding IFO/PLO As of 06/30/08	Undrawn Loan Commitments	Commitments Through 06/30/09	Total Commitments
191	South Windsor	PLO	135-CSL	1,429,997	-		1,429,997
192	South Windsor	PLO	459 P/D/C	553,456	-		553,456
193	Southington	IFO	590-C	967,375	9,280,434	-	10,247,810
196	Sprague	PLO	154-D/C	64,880	-		64,880
197	Stafford	PLO/new	282-C/194-c	248,224	-	256,275	504,499
198	Stamford	PLO	117-C	876,263	-		876,263
199	Stamford	PLO	375-C	370,920	-		370,920
200	Stamford	PLO	414-C	64,237,215	-		64,237,215
201	Stamford	PLO	414-D	2,291,635	-		2,291,635
202	Stonington	PLO	141-C	377,648	-		377,648
203	Stonington	PLO	196-C1	676,388	-		676,388
204	Stonington	PLO	196-CD1	655,788	-		655,788
205	Stratford	PLO	105-CSL	1,713,669	-		1,713,669
206	Stratford	PLO	246-C	1,252,939	-		1,252,939
207	Stratford	PLO	246-CD1	232,487	-		232,487
208	Stratford	PLO	246-CD2	227,933	-		227,933
209	Stratford	IFO	366-D/C	31,560,152	15,610,480	2,670,506	49,841,139
210	Suffield	PLO	306-C	497,484	-		497,484
211	Suffield	PLO	306-C1	223,442	-		223,442
212	Thomaston	PLO	197-C	6,149,114	-		6,149,114
213	Thomaston	PLO	264-C	469,453	-		469,453
214	Torrington	PLO	162-P/D/C	4,041,132	-		4,041,132
216	Vernon	PLO	200-C	12,981,846	-		12,981,846
217	Vernon	PLO	211-C	29,110	-		29,110
218	Vernon	PLO	244-C	143,484	-		143,484
219	Wallingford	PLO	479-C	1,713,124	-		1,713,124
220	Waterbury	PLO	201-CD1	879,842	-		879,842
221	Waterbury	PLO	201-CD2	210,696	-		210,696
222	Waterbury	PLO	201-D	2,891,993	-		2,891,993
223	Waterbury	PLO	201-P	1,235,673	-		1,235,673

	Loan to:	Loan Type	Project Number	Total Outstanding IFO/PLO as of 06/30/08	Undrawn Loan Commitments	Commitments Through 06/30/09	Total Commitments
224	Waterbury	PLO	344-C	8,386,400	-		8,386,400
225	Waterbury	PLO	351-C	1,926,716	-		1,926,716
226	Waterbury	PLO	351-C1	2,397,854	-		2,397,854
227	Waterbury	PLO	351-CD1	474,613	-		474,613
	Waterbury-Cheshire	PLO	201-C4	44,658	-		44,658
	Waterbury-Waterbury	PLO	201-C1	46,013,967	-		46,013,967
	Waterbury-Waterdown	PLO	201-C2	4,975,581	-		4,975,581
	Waterbury-Wolcott	PLO	201-C3	1,825,702	-		1,825,702
228	Watertown F.D.	PLO	312-C	240,535	-		240,535
230	West Haven	PLO	166-C	2,800,864	-		2,800,864
231	West Haven	PLO	166-CD1	908,539	-		908,539
232	West Haven	PLO	167-C	2,486,110	-		2,486,110
233	West Haven	PLO	346-C	606,628	-		606,628
234	West Haven	PLO	346-CD2	745,368	-		745,368
235	West Haven	PLO	347-C	993,080	-		993,080
236	West Haven	PLO	348-C	2,912,160	-		2,912,160
237	West Haven	PLO	348-c1	1,307,766	-		1,307,766
238	West Haven	PLO	348-CD1	553,673	-		553,673
239	West Haven	PLO	444-C	1,046,676	-		1,046,676
240	West Haven	IFO	549-D	521,054	725,507	-	1,246,561
241	Westport	IFO	550-DC	26,677,856	2,631,013	-	29,308,869
242	Winchester	IFO	553-C	598,876	-		598,876
243	Windham	IFO/new	551-D/511-c	639,522	150,124	5,077,800	5,867,446
244	Windsor Locks	PLO	436-P/D/C	1,252,536	-		1,252,536
246	Woodstock	PLO	277-C	642,298	-		642,298
				<u>716,798,827</u>	<u>110,611,745</u>	<u>64,495,485</u>	<u>891,906,057</u>

APPENDIX VI: BORROWERS BY CREDIT RATING

Borrower	Total Commitments	Aaa	A&AA	B to Baa	Below B	Not Rated
Ansonia	19,734,565		19,734,565			
Bethel	2,501,266		2,501,266			
Bolton Lakes	156,000		156,000			
Branford	23,474,362		23,474,362			
Bridgeport	42,312,126		42,312,126			
Bristol	4,095,840		4,095,840			
Brookfield	3,371,812		3,371,812			
Brooklyn	71,754		71,754			
Burlington	3,108,571		3,108,571			
Canaan F.D.	43,494					43,494
Canton	2,047,665		2,047,665			
Cheshire	9,770,987	9,770,987				
Coventry	9,815,810		9,815,810			
Danbury	18,526,915		18,526,915			
Darien	594,665	594,665				
Deep River	3,042,489			3,042,489		
Derby	1,388,902		1,388,902			
East Haddam	657,416		657,416			
East Hampton	586,064		586,064			
East Lyme	3,985,854		3,985,854			
East Windsor	4,664,907		4,664,907			
Fairfield	23,976,708	23,976,708				
Farmington	6,105,862		6,105,862			
Glastonbury	6,847,113		6,847,113			
Gr.New Haven WPCA	36,939,158		36,939,158			
Greenwich	17,274,210	17,274,210				
Groton	11,966,506		11,966,506			
Hartford	1,825,766		1,825,766			
Hebron	2,527,249		2,527,249			
Jewett City	5,796,361					5,796,361
Ledyard	3,035,173		3,035,173			
Litchfield	4,335,651		4,335,651			
Marlborough	3,399,636		3,399,636			
MDC	83,584,979		83,584,978			
Meriden	34,252,285		34,252,285			
Middlebury	177,625		177,625			
Middlefield	2,161,849		2,161,849			
Middletown	10,760,478		10,760,478			
Milford	47,582,184		47,582,184			
Naugatuck	1,461,682		1,461,682			
New Britain	4,984,213		4,984,212			
New Canaan	7,332,228	7,332,228				
New London	4,972,958		4,972,958			
New Milford	1,966,577		1,966,577			
Newtown	10,398,924		10,398,923			
North Branford	1,893,821		1,893,821			
North Haven	4,459,575		4,459,575			
Norwalk	27,738,188	27,738,188				
Norwich	3,550,288		3,550,288			
Plainfield	1,236,808		1,236,808			

Borrower	Total	Aaa	A&AA	B to Baa	Below B	Not Rated
Commitments						
Plainville	22,224,781		22,224,781			
Plymouth	2,526,991		2,526,991			
Point-o-Woods	2,208,949		2,208,949			
Portland	4,013,689		4,013,689			
Redding	563,784		563,784			
Ridgefield	2,829,347	2,829,347				
Seymour	3,575,944		3,575,944			
Shelton	19,497,929		19,497,929			
Simsbury	21,037,216		21,037,216			
South Windsor	2,330,829		2,330,829			
Southington	10,247,809		10,247,810			
Sprague	64,880		64,880			
Stafford	504,499		504,499			
Stamford	67,776,033	67,776,033				
Stonington	1,709,824		1,709,824			
Stratford	53,268,168		53,268,168			
Suffield	720,927		720,927			
Thomaston	6,618,567		6,618,567			
Torrington	4,041,132		4,041,132			
Vernon	13,154,440		13,154,440			
Wallingford	1,713,124		1,713,124			
Waterbury	71,263,694			71,263,694		
Watertown F.D.	240,535					240,535
West Haven	15,607,425			15,607,425		
Westport	29,308,869	29,308,869				
Winchester	598,876		598,876			
Windham	5,867,446		5,867,446			
Windsor Locks	1,252,536		1,252,536			
Woodstock	642,298		642,298			
	-					
	891,906,057	186,601,235	609,310,824	89,913,608	-	6,080,389
Percentage		21%	68%	10%	0	1%

APPENDIX VII: CLEAN WATER FUND PRIORITY RANKING LIST AS OF 2007

Rank	Priority Points	Town Project Description	Clean Water Fund No.	Eligible Cost (dollars in thousands)
1	47	New Haven WPCF Denitrification	333	NA
2	43	Hartford MDC WPCF Denitrification	520	NA
3	38	Hartford MDC CSO Upper Albany Ave Phase I	289	\$4,500
4	38	Hartford MDC CSO Later Phases	360	\$51,000
5	38	Hartford MDC CSO Upper Albany Ave Phase II	521	\$4,500
6	38	Hartford MDC CSO Gully Brook	536	\$7,225
7	38	New Haven CSO & Long Term Controls	186	\$8,000
8	38	New Haven CSO Later Phases	450	\$80,000
9	37	Danbury WPCF Denitrification	515	\$807
10	37	Meriden WPCF Denitrification	382	NA
11	36	Bridgeport CSO Later Phases	452	\$74,000
12	36	Norwich CSO Later Phases	448	\$48,000
13	35	Mattabassett WPCF Denitrification	528	NA
14	35	Middletown WPCF Abandonment	487	\$7,500
15	34	Milford WPCF Denitrification	532	NA
16	34	West Haven WPCF Denitrification	549	NA
17	32	Middletown CSO Later Phases	362	\$5,900
18	32	Middletown CSO Contract 19B	529	NA
19	32	Middletown CSO Brainard Ave	530	NA
20	32	Old Saybrook WPCF & Sewers **	116	\$24,460
21	32	Westbrook WPCF & Sewers **	128	\$46,700
22	31	Enfield WPCF Denitrification	483	NA
23	31	Norwalk CSO	540	NA
24	30	East Hartford MDC WPCF Denitrification	516	NA
25	30	Manchester WPCF Denitrification	525	NA
26	30	Vernon WPCF Denitrification	547	NA
27	29	Cheshire WPCF Denitrification	481	\$7,000
28	29	Clinton WPCF and Sewers **	127	\$25,979
29	29	Glastonbury WPCF Denitrification	454	\$28,000
30	29	Plainfield WPCF Denitrification / Upgrade	417	\$11,125
31	28	Norfolk WPCF Improvements **	427	\$880
32	28	Rocky Hill MDC WPCF Denitrification / Modifications	192	NA
33	27	Ansonia WPCF Denitrification	554	NA
34	27	Farmington WPCF Denitrification	517	NA
35	27	Goshen WPCF Woodridge Lake & I/I	519	\$1,000
36	27	North Haven WPCF Denitrification	489	\$900
37	27	Plainville WPCF Denitrification	542	NA
38	27	Westport WPCF Denitrification	550	\$32,800
39	26	New Milford WPCF Denitrification / Expansion	292	\$21,000
40	26	Suffield WPCF Denitrification	478	\$3,000
41	26	Winsted WPCF Denitrification	533	NA
42	24	Killingly WPCF Denitrification / Modifications	524	NA
43	24	Putnam WPCF Denitrification	449	NA

Rank	Priority Points	Town Project Description	Clean Water Fund No.	Eligible Cost (dollars in thousands)
44	24	South Windsor WPCF Denitrification / Upgrade	459	NA
45	24	Windham WPCF Denitrification	551	NA
46	21	Plymouth WPCF Denitrification	458	\$749
47	20	Canton WPCF Denitrification / Mods	514	NA
48	20	Hartford MDC WPCF Automation Improvements	447	\$5,000
49	20	Stonington WPCF Denitrification / Modifications (Borough)	456	\$1,860
50	20	Stonington WPCF Denitrification / Modifications (Mystic)	456	\$7,400
51	20	Stonington WPCF Denitrification / Modifications(Pawcatuck)	456	\$8,400
52	18	Meriden WPCF Improvements	329	\$730
53	18	Norwalk I/I Rehab	397	\$1,165
54	18	Sharon WPCF Upgrade	543	\$250
55	17	Hamden Pump Station: Welton St	467	\$2,800
56	17	Stamford I/I Rehab	125	\$4,540
57	16	Brookfield Community System **	130	\$3,000
58	16	Hamden I/I Rehab	486	\$3,200
59	16	New Haven I/I Rehab	334	NA
60	16	Plainfield Sewers: Phase III I/I	472	\$866
61	16	Shelton I/I Rehab	411	\$3,075
62	16	Torrington FOG facility	546	\$150
63	15	Bristol I/I Rehab Later Phases	415	\$5,000
64	15	Bristol FOG facilities	511	\$1,300
65	15	Hartford MDC Effluent Pump Station Improvements	522	\$3,000
66	15	Manchester WPCF Enhancements	288	\$150
67	15	Naugatuck I/I Rehab	357	\$1,800
68	15	New Britain I/I rehab	400	\$5,500
69	15	Rocky Hill I/I Rehab	422	\$6,200
70	14	Bolton Sewers: Bolton Lakes Int **	132	\$13,400
71	14	Bristol Sewers: Cedar Lake	171	\$1,000
72	14	Hartford MDC SSO Abatement	523	\$2,000
73	14	Old Lyme Point O'Woods sewers **	541	\$10,000
74	14	Wolcott Sewers: Cedar Lake	398	\$1,000
75	13	New London I/I Rehab	507	\$2,460
76	13	Newington I/I Rehab	491	\$8,800
77	13	Thompson Sewers: Thompson Hill **	389	\$3,000
78	13	Tolland Community System: Anthony Rd **	136	\$8,500
79	13	Windham FOG facility	552	\$250
80	13	Windsor I/I Rehab	319	\$1,600
81	12	New Milford I/I Rehab Pickett District Rd	538	\$2,000
82	12	New Milford I/I Rehab Housatonic Ave	539	\$2,000
83	12	Torrington I/I Rehab	198	\$2,000
84	11	Bethel Sewers: Stony Hill	510	NA
85	11	Bristol Sewers: Route 69	320	\$3,250
86	11	Cheshire Sewers: South End	465	\$4,600
87	11	Glastonbury Sewers: Overlook Road	365	\$1,000
88	11	Glastonbury Sewers: Meadow Rd Relief	444	\$150
89	11	Hamden Pump S Reconditioning	468	\$1,270
90	11	Middletown Sewers: South End	368	\$900
91	11	Middletown Saybrook & Main Sewer Rehab	531	NA
92	11	New Haven Pump Station Replacement	335	NA
93	11	New Milford Sewers: Rte. 7 South Extension	470	\$1,500
94	11	New Milford Pump Station: Hat Shop Pond	471	\$300
95	11	Suffield Sewers: Extension	300	\$420
96	11	Waterford Sewers: Graniteville Int	287	\$822
98	11	Waterford Sewers: Extensions	476	\$3,125
99	11	Watertown Sewers: Interceptors	152	\$7,140
100	10	Manchester UV Disinfection	526	\$1,217
101	10	Sharon I/I Rehab	544	\$750
102	9	Vernon Mtn St Sewer Reconstruction	548	\$500
103	9	West Haven Pump Stations (Phase II)	442	\$1,900

Rank	Priority Points	Town Project Description	Clean Water Fund No.	Eligible Cost (dollars in thousands)
104	8	Burlington Sewers: Whigville **	512	\$1,250
105	8	Burlington Lake Garda Sewers	513	\$2,000
106	8	Coventry Sewers Phase III**	535	\$3,900
107	8	Darien Sewers: Extensions	421	\$3,500
108	8	Deep River Sewers **	500	\$3,000
109	8	East Lyme Sewers: Pine Grove	482	\$2,800
110	8	East Windsor Sewers: Prospect Hill Rd	323	\$1,200
111	8	East Windsor Sewers: North Road	325	\$2,239
112	8	Essex Community System **	135	\$2,625
113	8	Farmington Sewers: Extension	353	\$770
114	8	Greenwich Sewers: North Mianus	485	\$25,000
115	8	Ledyard Community Systems**	150	\$3,100
116	8	Marlborough Sewers to East Hampton **	527	\$6,000
117	8	Middlebury Sewers: Dorothy / Carriage Dr	406	\$1,100
118	8	Montville Sewers: Phase III Extension	212	\$2,000
119	8	Naugatuck Sewers	332	\$1,500
120	8	Naugatuck Pump Station: Horton Hill	534	\$355
121	8	New Britain Sewers: White Oaks/St Clair	469	\$1,750
122	8	North Haven Sewers: Section IV & VII	338	\$11,500
123	8	Norwich Sewers: Interceptor	263	\$4,030
124	8	Plymouth Sewers	339	\$3,500
125	8	Prospect Sewers: Interceptor to Naugatuck	153	\$756
126	8	Stonington Sewer Expansion program	545	\$32,500
127	8	Tolland Sewers: Interceptor to Vernon	137	\$1,200
128	7	Cheshire Pump Station Upgrades	322	\$1,065
129	7	Enfield Pump Station Rehab	289	\$575
130	7	Farmington WPCF Odor Control Improvements	440	\$250
131	7	Groton (Town) Pump Station Improvements	419	\$3,920
132	7	Meriden Sewers: Sodom Brook	330	\$285
133	7	Norfolk I/I Rehab	426	\$2,200
134	7	Norwich Digester Rehab	495	\$2,661
135	7	Norwich Odor Control Improvements	496	\$639
136	7	Orange Pump Station Mods	437	\$125
137	7	Salisbury I/I Rehab	428	\$1,800
138	7	Shelton Pump Station Mods	473	\$1,400
139	6	Farmington WPCF Mods (trickling filter)	466	\$250
140	5	Glastonbury Pump S Replacement: Hubbard	445	\$350
141	4	East Hampton Outfall Relocation	293	\$250
142	4	Farmington Sewer system upgrade	354	\$510

APPENDIX VIII: PROGRAM MANAGEMENT BY DEP

The Department of Environmental Protection (DEP) Bureaus of Water Protection and Land Reuse (BWPLR) and Financial and Support Services (BFSS) have program responsibility for the Clean Water Fund.

The Bureau's mission is to protect and restore the State's surface and groundwaters, water related resources to protect public water supply, human health and safety, hazard mitigation, river restoration, preserve and enhance water based recreation, propagation of fish and aquatic life, and maintain the natural character and economic well being of the State.

One of the ways the Bureau achieves its mission is through management of the Clean Water Fund. As the primary agency and the recipient of the federal capitalization grants on behalf of the State, the DEP executes annual capitalization grant agreements with the federal EPA.

Municipal Facilities

The Planning and Standards Division within the BWPLR administers the Clean Water Fund, primarily within its Municipal Facilities Section. The Section provides assistance to municipalities for the upgrading of municipal wastewater infrastructure and related infrastructure needs, through planning, design and construction oversight as well as the approval of permits for municipal discharges and enforcing the state's operator certification requirements.

A strong public outreach effort coordinated by the DEP is one of the reasons for the success of the Clean Water Fund. Staff members routinely attend local water pollution control authority meetings, public hearings on proposed projects and public meetings on appropriations of local funds to support projects. It is the role of the engineering and project management staff within the municipal facilities section to:

- Guide municipal decision makers and citizens on the need for projects;
- Give a clear explanation of how Clean Water Fund financing will assist them;
- Encourage all municipalities to pursue facility planning to address future needs.
- Collaborate among several units of DEP to perform major tasks for the Clean Water Fund including:
 - Prepare the state capital budget request for the Clean Water Fund;
 - Create a project priority list of eligible municipal water quality projects and wastewater projects, based on approved state and federal appropriations;
 - Develop and enforce compliance schedules for each step of municipal pollution control projects, including planning, design and construction;
 - Review project funding with potential borrowers;
 - Review all project information to ensure compliance with project schedules and budgets;
 - Approval disbursement requests for all eligible costs incurred by the borrower; and,

- Support municipalities through outreach, monitoring and testing and assistance with planning and education.

One other major program of the Bureau related to Clean Water Fund activities is the Nitrogen Credit Exchange Program.

Bureau of Financial and Support Services

DEP's Bureau of Financial and Support Services provides business and accounting services for the Clean Water Fund and provides management and oversight of financial and project accounting responsibilities within DEP.

Though the use of CORE-CT, the Bureau has initiated plans to streamline the processing of project payment while capturing more of the data needed to manage the programs.

APPENDIX IX: PROGRAM MANAGEMENT BY THE OFFICE OF THE STATE TREASURER

The State Treasurer, elected for a term of four years as prescribed by the State Constitution, is responsible for the safe custody of the property and money of the state and makes disbursements on warrants drawn and presented by the State Comptroller.

The State Treasurer invests all funds in the state's General Fund as well as the assets of the state pension, trusts and other funds. As authorized by the State Bond Commission, the State Treasurer administers the issuance of state bonds and the payment of principal and interest thereon. The State Treasurer also manages the process of the borrowing of those funds, the repayment of which is a limited or contingent liability of the state.

Subject to approval by the Governor, the State Treasurer is authorized to borrow funds which are a binding obligation backed by the full faith and credit of the state, and shall be redeemed as funds become available to do so.

Administering the state's bond and debt financing program, includes the sale of state bonds, monitoring the bond markets, financing structures and economic trends that affect interest rates in order to realize favorable bond issuances. The State Treasurer oversees the issuance of bonds to finance state capital projects, refinance outstanding debt when appropriate, manage debt service payments and cash flow borrowing, and provide information and data to private credit rating agencies for the Clean Water Fund's financing program. Pursuant to entered into a Memorandum of Agreement in 1989 by the State Treasurer and the DEP Commissioner. The Agreement delegates to the State Treasurer various financial components of the Clean Water Fund and certain responsibilities with respect to the implementation and management of the Clean Water Fund. A financial administrator, works for the State Treasurer and manages and coordinates the various financial components of the Clean Water Fund and the Drinking Water Fund Programs on a day-to-day basis. The activities of the financial administrator are coordinated with those of the DEP and OPM. OPM manages the State's capital budget and oversees the bond allocation process.

The financial administrator is also responsible for:

- The review of supporting data for financing of Clean Water Fund projects and credit related documents submitted by the borrowers;
- Preparation and review of loan and grant agreements and related documents;
- Investment of bond proceeds and other funds to maximize the yield and meet programmatic requirements;
- Management of the bond financing for the Clean Water Fund program including documentation of the projects to meet IRS requirements;
- Coordination of the independent audit of the state's federal account and the audit of all program accounts by the State Auditors of Public Accounts and the preparation of the annual report;
- Ongoing procedures including: surveillance of the borrowers' financial condition; compliance with secondary market disclosure regulations; loan administration, including preparation of loan schedule information and coordination with the trustee on billing and collection of loan payments; and
- Participation as a member of the Nitrogen Credit Advisory Board created to administer the Nitrogen Credit Exchange Program.
- Participated in the development of financing plan to new initiatives which might expand the use of revolving funds and leverage financing concepts within the state

The DEP and the State Treasurer have joint responsibility for the program's data management systems. An extensive project tracking system was developed and is maintained by the DEP and a dual entry general ledger accounting system was developed by the Office of the State Treasurer. These systems are maintained by each agency's information technology staff, as coordinated by the State Department of Information and Technology. The systems are currently being updated to create efficiencies, provide greater access to data and improve coordination between the agencies.

Financing Program Administration

Both the DEP and the Office of the State Treasurer are involved in the evaluation of each loan application. After review by both offices, all loans are approved by the Commissioner of the DEP. The State Treasurer has the responsibility to structure loans based on consideration of the borrower's financial condition and financial management capabilities, protection of the high credit quality of the state fund, as well as the laws and regulations of the State. There are four levels of approval for each project:

1. Evaluation and Enforcement (DEP): The proposed project must address the needs cited by the DEP and comply with regulatory and statutory requirements for the project.
2. Project Administration (DEP): All project costs included in the application must be designated as either eligible or ineligible for funding in accordance with state and federal regulations. Any costs that are considered to be ineligible remain the responsibility of the local municipality.
3. Environmental Review (DEP): Based on information received from the borrowers, the DEP prepares an environmental assessment of all activities to be undertaken in order to ensure that the

project is consistent with the State Plan of Conservation and Development and complies with the Connecticut Environmental Policy. The assessment report is submitted to the Intergovernmental Policy Division of the Office of Policy and Management (OPM) for final concurrence.

4. Credit Review (Office of the State Treasurer): The applicant must be creditworthy, and the Clean Water Fund underwriting standards must be met. The Office of the State Treasurer reviews the financial information submitted with each application and determines the general terms and conditions for providing financial assistance. The loan agreements are written to permit eventual financing by the state through the program's revenue bonding program.

Although there is some flexibility with regard to the timing of approvals, in all cases funding is subject to project priority listing and State Bond Commission approval.

Program Bond Resolutions

There are three resolutions under which bonds are outstanding as summarized below. The flow of funds, security provisions and the accounts held by trustee under each resolution are further discussed in the financial statements.

Summary of Bond Resolutions			
Resolutions	Security	Accounts	Restricted/ Unrestricted
General Revenue Resolution adopted Dec. 17, 2002	Available Money Assets of the Fund	Loan Fund	R
		Debt Service Fund	R
		Support Fund	R
		Revolving Fund	U
Bond Resolution adopted Dec. 7, 1990	Revenue, Loans DSF and DSRF	Loan Fund	R
		Debt Service Fund	R
		Debt Service Reserve Fund	R
		Sr. Sinking Fund	R
Subordinate Bond Resolution adopted Feb 7, 1996	Second Lien on Revenue, Loans	Debt Service Fund	R

Bond Debt Service

Repayment of the revenue bonds comes from loan repayments, interest earnings on assets and the State's earlier interest subsidy contributions. While all loan repayments are available for the payment of the bonds, a portion of loan repayments is retained in the debt service fund as a cash flow

cushion in conformance with rating agency default coverage guidelines. The debt service schedule for all bonds outstanding is provided in the financial statements.

Cross-Collateralization

Both the Drinking Water Fund and the Clean Water Fund make loans from the proceeds of revenue bonds. Loan repayments from both State Revolving Fund Programs are available to pay all bonds whether the loans were made under the Drinking Water or the Clean Water programs. This cross-collateralization of the State Revolving Fund Programs has been structured in accordance with the EPA regulations, interpretations and guidance and the Bond Resolution, as amended and supplemented.

Revenue Bond Swap Information

There are two interest rate swap agreements with Goldman Sachs Mitsui Marine Derivative Products ("GSMMDP"). The swaps were initiated to lock-in a fixed rate for the \$121,375,000 State Revolving Fund General Revenue Bonds, 2003 Series C issue, which was issued as auction rate securities.

The State secured a fixed payment rate of 3.0299% with Swap A in return for receiving a floating payment rate of (1-month LIBOR x 67%). Swap A includes an option for the State to terminate the agreement effective October 1, 2013 and semiannually thereafter. The notional amount of the swap mirrors the amortization schedule of the 2003 Series C bonds.

There is a risk that there could be a mismatch between floating receipts from the swap agreement and floating interest payments under the 2003 Series C bonds or basis risk. To hedge this risk, the State entered into Swap B with GSMMDP.

Swap B pays the State a floating rate equaling the lesser of 33% of LIBOR or 58% of LIBOR plus 0.39%, minus 67% of LIBOR, subject to a 0% minimum. The State makes fixed payments to GSMMDP with an interest rate of 0.149%. Swap B matures on October 1, 2013 and contains no termination option. The combined effect of the swaps is that the State receives a higher percentage of LIBOR when LIBOR rates are below 4.33% (to a maximum of 100% of LIBOR) and a lower percentage of LIBOR when rates are higher (to a minimum of 67% of LIBOR). The creation of this structure ("Collar") approximates the relationship between the Securities Industry and Financial Markets Association (SIFMA) and the taxable LIBOR index, thereby reducing basis risk.

Current valuation information is available in the audited financial statements.

Investments and Reserve Account Information

The State currently invests in the State's Short-Term Investment Fund and in guaranteed investment agreements with financial institutions. The 2002 bond resolution requires that the investment agreements be with, or be guaranteed by, institutions with ratings in the two top rating categories given by Standard & Poor's and Moody's Investors Service or any rating service recognized by the State Banking Commissioner. Certain moneys currently held in the fund are invested pursuant to investment agreements with AA providers, which are collateralized with securities issued or guaranteed by the U.S. Government or agencies or instrumentalities whose market value is at least 100% of the funds invested. Upon the issuance of the 2003 bonds and the restructuring of the program's debt, certain of these long-term investments became unrestricted assets of the Clean Water Fund.

RESTRICTED ACCOUNTS**							
BOND SERIES	REVENUE AMOUNT	FEDERAL	GENERAL OBLIGATION BONDS	DIRECT LOAN REPAYMENTS	DSR "FREE UP"	INTEREST SUBSIDY GO	SUPPORT FUND ASSETS
Clean Water Fund	Clean Water Fund	Clean Water Fund	Clean Water Fund	Clean Water Fund	Clean Water Fund	Clean Water Fund	Clean Water Fund
1991	100,000,000	37,126,619	12,873,381	-0-	-0-	19,690,000	-0-
1992	105,000,000	25,155,089	26,144,911	1,200,000	-0-	6,715,000	-0-
1993	50,000,000	23,600,217	-0-	1,399,783	-0-	7,200,000	-0-
1994	75,000,000	32,222,500	-0-	2,900,000	2,377,500	5,100,000	-0-
1996	80,000,000	18,064,373	5,000,000	7,183,127	9,752,500	3,290,000	-0-
1997	110,000,000	20,415,930	19,000,000	4,016,570	11,567,500	5,200,000	-0-
1999	125,000,000	25,088,408	18,000,000	5,389,093	14,022,500	4,875,000	-0-
2001	70,385,254	3,124,857	-0-	5,000,000	23,270,000	3,605,000	-0-
2003	85,021,200	-0-	-0-	-0-	-0-	-0-	\$17,378,036
2004	0	-0-	-0-	-0-	-0-	-0-	-0-
2005	0	-0-	-0-	-0-	-0-	-0-	-0-
2007	145,000,000						24,078,454
SUBTOTAL	945,406,454	184,797,993	81,018,292	27,088,573	60,990,000	55,675,000	\$41,456,490

Drinking Water Fund	Drinking Water Fund	Drinking Water Fund	Drinking Water Fund	Drinking Water Fund	Drinking Water Fund	Drinking Water Fund	Drinking Water Fund
2001	\$29,614,746	\$13,206,447	\$10,398,696	0	0	0	
2002	0	0	0	0	0	0	
2003	\$33,063,800	0	0	0	0	0	6,043,487
2004	0	0	0	0	0	0	
2005	0	0	0	0	0	0	
2007	5,000,000						822,595
Subtotal	\$67,678,546	\$13,206,447	\$10,398,696	0	0	0	\$6,866,082

TOTAL CT Clean Water Fund	\$1,013,085,000	\$198,004,441	\$91,416,988	\$27,088,573	\$60,990,000	\$55,675,000	\$48,322,572
----------------------------------	------------------------	----------------------	---------------------	---------------------	---------------------	---------------------	---------------------

* may include premium and excludes refunding bonds
 ** Includes DSRF in 1991-2001; Revolving Funds in 2003 and 2006 restricted accounts except Loan Fund and Debt Service Fund
 ** Issued July 27, 2006.

APPENDIX X: APPLICATION PROCESS

Financing Application and Approval

To qualify for funding from the Clean Water Fund, a project must be listed on the DEP's Priority List of eligible water quality projects, which sets forth the projects expected or proposed to receive financial assistance under the program. The potential loan recipient applies for financial assistance for the specific project. As a condition to being placed on the Priority List for a wastewater treatment project, a borrower must have previously received an administrative abatement order from the DEP directing the borrower to alleviate existing or potential wastewater disposal problems. Once a project is placed on the Priority List, the potential loan recipient must file an application for financial assistance for the project. The application must pass four levels of approval: (1) evaluation and enforcement, which determines if the proposed project addresses the needs cited by DEP and complies with regulatory and statutory requirements; (2) project administration, which determines if the project is eligible for funding in accordance with state and federal regulations; (3) environmental review, which involves the preparation of an environmental assessment of the project; and (4) credit review, which analyzes an applicant's ability to repay the loan. The Office of the State Treasurer reviews the financial information submitted with each application. In all cases, funding is subject to project priority listing and State Bond Commission approval.

To comply with SEC rules, all borrowers are required to sign a Continuing Disclosure Agreement (CDA) to assist the State in complying with the requirements of the Securities and Exchange Commissions Rule 15c2-12. The CDA agreement requires a borrower to provide certain information and notification of material events in support of the State revenue bond issues.

At each level of approval, modifications can be made to address any concerns. The DEP and the Office of the State Treasurer determine whether, and on what terms and conditions, financial assistance will be provided, including whether or not the State will issue revenue bonds for the benefit of the project. Upon receipt of the signed commitment letter from the borrower, the State Bond Commission approves the project funding. Once all approvals are in place and after completion of an overall review of the project loan agreement and the other loan documents, a closing is scheduled with the Office of the State Treasurer. The project loan agreement is then executed and signed first by the borrower, then by the DEP Commissioner. The State Attorney General also reviews and approves the document forms. Funds are disbursed on a first-come, first-served basis as project costs are incurred. Under the terms of the loan, the specific amounts disbursed to any borrower will depend upon the actual progress of construction.

If the DEP and the Office of the State Treasurer determine that the State will not finance all or a portion of the cost of project from the proceeds of revenue bonds, the State may provide a direct loan to assist an eligible project from available moneys in any of the other accounts in the State Revolving Fund Program. Grants to municipalities for qualified wastewater projects are funded solely from State general obligation bonds.

Upon project completion, the loan is converted to a long term obligation, called a Project Loan Obligation. The borrower is billed according to the terms of the Permanent Loan Obligation (PLO). Generally, all borrowers make monthly repayments. Project audit requirements are subject to the provisions of the State Single Audit Act (Chapter 55b of the Connecticut General Statutes).

The DEP and its staff of engineers assist each borrower through the process as each department completes its work.

APPENDIX XI: LOAN AGREEMENTS

Prior to the making of a loan to a borrower for an eligible project, the borrower and the State must enter into a loan agreement and the borrower must deliver to the State a borrower obligation or "note" evidencing the loan. In each case the State agrees to make a loan for eligible project costs incurred by the municipality in an amount up to the maximum amount provided in the loan agreement. Funds are disbursed to a borrower only to pay eligible project costs which actually have been incurred by the borrower, and the amount of a loan is equal to the aggregate of disbursed amounts. In accordance with Connecticut General Statutes, the mechanism by which financial assistance is provided to the municipality is the Project Loan Agreement between the municipality and the State.

Each loan is secured by a municipal obligation for which each municipality pledges its full faith and credit and/or a dedicated source of revenue. In 1996, the first loan agreement secured only with a dedicated source of revenue was closed.

Additionally, each loan agreement specifies a date by which the project is required to be completed (the "Scheduled Completion Date"). Amortization of each Loan is required to begin no later than one year from the earlier of the Scheduled Completion Date specified in the Loan Agreement or the actual project completion date. Principal and interest payments on loans are payable (1) in equal monthly installments commencing one month after the scheduled completion date, or (ii) in a single annual installment representing the first year's principal and interest not later than one year after the scheduled completion date and thereafter in monthly installments. The final maturity of each Loan is no later than twenty years from the Scheduled Completion Date. Pursuant to the State Act, each Loan bears an interest rate of 2% per annum for Wastewater Program Loans or 50% of Market Rate for Drinking Water Program Loans.

Borrowers may elect to make level debt service payments or level principal payments. Municipalities may prepay their loans at any time prior to maturity and there is no penalty for prepayment of loans. A small number of loans including those made under loan agreements dated prior to July 1, 1989 are being repaid in annual installments upon consent of the Office of the State Treasurer.

A summary of the sections of project loan and grant agreements under the Clean Water SRF is as follows:

SECTION I DEFINITIONS

SECTION II THE PROJECT

Project Description including Eligible Project Costs

SECTION III THE GRANT

The Project Grant, Increase in Project Grant, Required Repayment of the Grant Disbursement of Project Grant

SECTION IV THE LOAN

The Loan Commitment Increase in Loan Commitment, The Interim Funding Obligations and Project Loan, Disbursement of Project Loan and Project Grant Proceeds, Required Repayment of Obligations, Optional Prepayment of Principal, Method of Payments, New Municipality, Schedule of payments into Debt Service Reserve Fund

SECTION V REPRESENTATIONS AND WARRANTIES

Existence and Power, Authority, No Litigation Pending, Expenditure of Project Grant and Project Loan by Municipality, Validity, and Events of Default.

SECTION VI CONDITIONS PRECEDENT

Written Documentation, Evidence of Municipal Action, Opinion of Bond Counsel, Signature and No Litigation Certificate, No Event of Default, Representations and Warranties, and Compliance with Federal and State Requirements.

SECTION VII AGREEMENTS OF THE MUNICIPALITY

Construction, Municipality to Pay Excess Cost of Project, Inspection of Project By State, Maintenance of Project Records, Maintenance of Existence, Use of Proceeds, Tax Compliance, Nondiscrimination, Executive Orders of the Governor, Insurance Indemnification, Audits, Litigation, Waiver of Governmental Immunity Expenses, Completion of Project; Audit, Maintenance of Project, Continuing Disclosure; Official Statement.

SECTION VIII AGREEMENTS OF THE STATE

Loan and Grant Termination, Notification of Approval, Audit and Project Grant, Audit and Project Loan

SECTION IX DEFAULT

Waivers, Notices, Connecticut Law, Interpretation, Severability, Survival of Representations, Warranties and Covenants, Successors and Assigns, Incorporation of Other Documents, Amendments, Cancellation, Effective Date, Other Provisions of State Contracts

SECTION X MISCELLANEOUS

- Exhibit I Form Of Interim Funding Obligation
- Exhibit II Form of Project Loan Obligation
- Exhibit III Form of Opinion of Bond Counsel
- Exhibit IV Form of Signature No Litigation Certificate
- Exhibit V Municipal Continuing Disclosure Agreement
- Exhibit VI Budget
- Exhibit VII Certification of System of Charges, Assessments and Other Revenues
- Exhibit VIII Form of Request for Advance
- EXHIBIT IX Closing Statement
- EXHIBIT X Form of Nondiscrimination Certification
- Attachment I Insurance Requirements

APPENDIX XII: PROJECTS FUNDED BY THE CLEAN WATER FUND SINCE 1987

Projects Funded by the Clean Water Fund

FY 1987-1990

21014-999 21016-999 21015-40001 21014-40001 21015-42318

Municipality	River Basin	CHF Project Number	Town ID	Contract Date	Scheduled Completion Date	State Grant Amount	State LIS Grant Amount	Title VI Federal Direct Loan	Non-SRF CHF State Loan No. Amount	State Match Title VI Amount	Title VI SRF Revenue Loan Amount	Total SRF Project Funding
1 MANCHESTER	4500	100	C	77	\$32,064.00	\$3,238,332.01	\$0.00	\$10,203,995.00	\$14,300,000.00	\$0.00	\$0.00	\$17,538,332.01
2 SUFFIELD	4000	101	C	139	\$32,220.00	\$1,511,595.30	\$0.00	\$5,572,680.87	\$10,837,894.74	\$0.00	\$0.00	\$12,349,490.04
3 BRIDGEPORT	7000	109	C	15	\$33,354.00	\$469,204.60	\$819,428.00	\$3,175,300.00	\$1,549,385.00	\$0.00	\$0.00	\$2,838,017.60
4 BRIDGEPORT	7000	109	CD1	15	\$33,354.00	\$214,750.46	\$0.00	\$319,228.92	\$492,141.39	\$0.00	\$0.00	\$706,891.85
5 BRIDGEPORT	7000	109	CD2	15	\$33,354.00	\$999,091.40	\$0.00	\$638,050.00	\$999,192.18	\$0.00	\$0.00	\$1,998,283.58
SUBTOTALS THESE 5 PROJECTS												
						\$6,432,973.77	\$819,428.00	\$19,909,234.79	\$28,178,613.31	\$0.00	\$0.00	\$35,431,015.08
6 EAST LYME	2000	112	C	45	\$32,121.00	\$1,770,446.29	\$0.00	\$0.00	\$0.00	\$8,860,815.69	\$0.00	\$10,631,261.98
7 NORTH HAVEN	5200	104	C	101	\$32,427.00	\$4,414,815.68	\$0.00	\$12,481,498.55	\$0.00	\$0.00	\$6,136,140.63	\$23,032,454.86
8 NEW HAVEN	5000	107	C	93	\$32,469.00	\$1,263,157.51	\$0.00	\$1,200,142.14	\$0.00	\$0.00	\$93,028.91	\$2,556,328.56
9 DANBURY	6600	103	D	34	\$32,469.00	\$473,184.00	\$0.00	\$2,725,594.72	\$0.00	\$0.00	\$0.00	\$3,199,778.72
10 EAST LYME	2206	175	C	45	\$32,542.00	\$561,745.38	\$0.00	\$0.00	\$100,000.00	\$1,092,205.71	\$714,897.08	\$2,488,848.17
11 PLYMOUTH	6900	102	C	111	\$32,601.00	\$2,288,895.55	\$0.00	\$7,547,567.86	\$0.00	\$0.00	\$3,303,961.40	\$13,140,414.81
12 MIDDLETOWN	4000	114	C	83	\$32,616.00	\$2,109,631.22	\$0.00	\$792,641.65	\$0.00	\$0.00	\$179,794.65	\$3,082,067.52
13 STONINGTON	2000	141	C	137	\$32,674.00	\$577,741.48	\$0.00	\$0.00	\$0.00	\$1,600,000.00	\$922,258.52	\$3,100,000.00
14 BRIDGEPORT	7000	164	D	15	\$32,748.00	\$215,427.40	\$0.00	\$0.00	\$2,742,954.83	\$0.00	\$0.00	\$2,958,382.23
15 MIDDLETOWN	4000	209	D	83	\$32,752.00	\$312,027.84	\$0.00	\$0.00	\$757,532.16	\$0.00	\$0.00	\$1,069,560.00
16 NEW HAVEN	5000	108	D	93	\$32,779.00	\$0.00	\$332,635.32	\$0.00	\$919,997.05	\$0.00	\$0.00	\$1,252,632.37
17 RIDGEFIELD	8104	110.1	C	118	\$32,863.00	\$172,562.35	\$0.00	\$0.00	\$0.00	\$0.00	\$733,912.51	\$906,494.86
18 RIDGEFIELD	8104	110.2	C	118	\$32,963.00	\$1,845,732.66	\$0.00	\$1,670,825.49	\$0.00	\$0.00	\$7,605,996.75	\$11,122,554.90
19 EAST LYME	2205	176	C	45	\$33,003.00	\$1,239,854.22	\$0.00	\$0.00	\$100,256.65	\$0.00	\$0.00	\$9,828,049.24
IBTOTAL THESE 14 PROJECTS												
						\$17,245,231.58	\$332,635.32	\$26,418,270.41	\$4,628,740.69	\$14,563,021.40	\$28,177,928.82	\$86,347,828.22

Projects Funded by the Clean Water Fund

Municipality	River Basin	CWF Project Number	Town ID	Contract Date	Scheduled Completion Date	State Grant Amount	State LIS Grant Amount	Title VI Federal Direct Loan	Non-SRF CWF State Loan NQ Amount	State Match Title VI Amount	Title VI SRF Revenue Loan Amount	Total SRF Project Funding
						21014-999	21016-999	21015-40001	21014-40001	21015-42318		
20	DANBURY	103 C	34	20-Jul-90	30-Jul-93	\$9,527,044.77	\$0.00	\$0.00	\$0.00	\$6,567,587.30	\$52,600,073.61	\$68,694,705.68
21	NEW HAVEN PUB.	6224 R		08-Nov-90	N/A	\$0.00	\$30,000.00	\$0.00	\$0.00	\$0.00	\$0.00	\$30,000.00
22	FAIRFIELD U.	6222 R		08-Nov-90	N/A	\$0.00	\$7,048.00	\$0.00	\$0.00	\$0.00	\$0.00	\$7,048.00
23	GUILFORD PUB. WATERBURY	6233 R		08-Nov-90	N/A	\$0.00	\$4,573.00	\$0.00	\$0.00	\$0.00	\$0.00	\$4,573.00
24	PUBLIC	6240 R		09-Nov-90	N/A	\$0.00	\$4,992.10	\$0.00	\$0.00	\$0.00	\$0.00	\$4,992.10
25	CHESHIRE	111.1 C	25	13-Nov-90	15-Jul-90	\$138,168.35	\$0.00	\$0.00	\$0.00	\$567,431.65	\$0.00	\$705,600.00
26	CONN COLL. NEWINGTON	6220 R		21-Nov-90	N/A	\$0.00	\$51,175.00	\$0.00	\$0.00	\$0.00	\$0.00	\$51,175.00
27	PUBLIC	6238 R		21-Nov-90	N/A	\$0.00	\$5,074.10	\$0.00	\$0.00	\$0.00	\$0.00	\$5,074.10
28	SCHOONER INC. N. STONINGTON	6230 R		03-Dec-90	N/A	\$0.00	\$50,000.00	\$0.00	\$0.00	\$0.00	\$0.00	\$50,000.00
29	PUBLIC	6239 R		03-Dec-90	N/A	\$0.00	\$4,900.40	\$0.00	\$0.00	\$0.00	\$0.00	\$4,900.40
30	TRUMBULL PUBLIC NORWALK BOARD	6235 R		06-Dec-90	N/A	\$0.00	\$4,805.80	\$0.00	\$0.00	\$0.00	\$0.00	\$4,805.80
31	ED.	6232 R		11-Dec-90	N/A	\$0.00	\$4,991.75	\$0.00	\$0.00	\$0.00	\$0.00	\$4,991.75
32	BROOKLYN	134 DIC	19	14-Dec-90	30-Jun-91	\$115,336.07	\$0.00	\$0.00	\$0.00	\$0.00	\$478,366.86	\$593,702.93
33	NATURE CENTER	6229 R		18-Dec-90	N/A	\$0.00	\$7,985.00	\$0.00	\$0.00	\$0.00	\$0.00	\$7,985.00
34	CHESHIRE	111.0 C	25	27-Dec-90	31-Jul-90	\$2,549,075.34	\$0.00	\$0.00	\$0.00	\$0.00	\$12,569,080.55	\$15,118,155.89
35	CHESHIRE	111.0 CD1	25	27-Dec-90	31-Oct-94	\$153,961.26	\$0.00	\$0.00	\$0.00	\$0.00	\$1,425,948.97	\$1,579,910.23
36	EAST LYME BRIDGEPORT	112 CD1	45	31-Dec-90	30-Jun-91	\$59,113.61	\$0.00	\$0.00	\$0.00	\$373,389.00	\$0.00	\$432,502.61
37	PUBLIC	6237 R		10-Jan-91	N/A	\$0.00	\$5,000.00	\$0.00	\$0.00	\$0.00	\$0.00	\$5,000.00
38	NORWICH FREE	6242 R		10-Jan-91	N/A	\$0.00	\$5,000.00	\$0.00	\$0.00	\$0.00	\$0.00	\$5,000.00
39	FAIRFIELD U.	6091 R		10-Jan-91	N/A	\$0.00	\$2,000.00	\$0.00	\$0.00	\$0.00	\$0.00	\$2,000.00
40	GROTON PUBLIC	6241 R		10-Jan-91	N/A	\$0.00	\$5,000.00	\$0.00	\$0.00	\$0.00	\$0.00	\$5,000.00
41	SEYMOUR	121 C	124	28-Jan-91	30-Apr-92	\$1,890,643.43	\$0.00	\$0.00	\$0.00	\$0.00	\$10,257,453.97	\$12,148,097.40

Projects Funded by the Clean Water Fund

FY 1991 (7/1/90 TO 6/30/91) - continued

21014-999 21016-999 21015-40001 21014-40001 21015-40001 21016-2318

Municipality	River Basin	CWF Project Number	Town ID	Contract Date	Scheduled Completion Date	State Grant Amount	State LIS Grant Amount	Title VI Federal Direct Loan	Non-SRF CWF State Loan NQ Amount	State Match Title VI Amount	Title VI SRF Revenue Loan Amount	Total SRF Project Funding
42 WESLEYAN U.		6223 R		13-Feb-91	N/A	\$0.00	\$61,663.48	\$0.00	\$0.00	\$0.00	\$0.00	\$61,663.48
E. HARTFORD												
43 BOARD ED.		6236 R		21-Feb-91	N/A	\$0.00	\$4,780.00	\$0.00	\$0.00	\$0.00	\$0.00	\$4,780.00
44 E. LYME PUBLIC		6231 R		28-Feb-91	N/A	\$0.00	\$5,000.00	\$0.00	\$0.00	\$0.00	\$0.00	\$5,000.00
45 GREENWICH	7409	115 C	57	25-Mar-91	01-Apr-93	\$5,195,334.06	\$0.00	\$0.00	\$10,211.48	\$0.00	\$27,063,620.06	\$32,259,165.60
46 MIDDLETOWN	4000	114 CD1	83	27-Mar-91	30-Jun-93	\$0.00	\$0.00	\$0.00	\$0.00	\$0.00	\$1,151,931.88	\$1,151,931.88
47 NEW HAVEN	5000	108 C	93	15-Apr-91	01-Jul-92	\$0.00	\$7,767,872.92	\$0.00	\$0.00	\$0.00	\$7,935,644.97	\$15,703,517.89
48 MIDDLETOWN	4000	209 C	83	26-Apr-91	31-May-92	\$0.00	\$908,540.37	\$0.00	\$0.00	\$0.00	\$1,027,978.16	\$1,936,518.53
49 UCONN		6227 R		01-May-91	N/A	\$0.00	\$116,514.00	\$0.00	\$0.00	\$0.00	\$0.00	\$116,514.00
50 UCONN		6228 R		01-May-91	N/A	\$0.00	\$358,208.00	\$0.00	\$0.00	\$0.00	\$0.00	\$358,208.00
51 UCONN		6219 R		06-May-91	N/A	\$0.00	\$44,847.00	\$0.00	\$0.00	\$0.00	\$0.00	\$44,847.00
WOODSTOCK												
52 ACADEMY		6234 R		06-May-91	N/A	\$0.00	\$4,975.00	\$0.00	\$0.00	\$0.00	\$0.00	\$4,975.00
53 SPRAGUE	3800	154 DIC	133	13-May-91	30-Apr-92	\$71,856.82	\$0.00	\$0.00	\$0.00	\$0.00	\$338,504.49	\$410,361.31
54 FERRY LANDING		3008 COVE		15-May-91	N/A	\$0.00	\$25,000.00	\$0.00	\$0.00	\$0.00	\$0.00	\$25,000.00
55 NORWALK		5001 CLAR		20-May-91	N/A	\$78,750.00	\$0.00	\$0.00	\$0.00	\$0.00	\$0.00	\$78,750.00
56 THOMASTON		5000 CLAR		03-Jun-91	N/A	\$23,321.00	\$0.00	\$0.00	\$0.00	\$0.00	\$0.00	\$23,321.00
57 STRATFORD		5004 CLAR		03-Jun-91	N/A	\$96,900.00	\$0.00	\$0.00	\$0.00	\$0.00	\$0.00	\$96,900.00
58 HAMDEN	5302	178 P	62	14-Jun-91	31-Aug-92	\$0.00	\$0.00	\$0.00	\$135,202.44	\$0.00	\$0.00	\$135,202.44
AMBIENT												
59 MONITORING		7000 MONITORING		26-Jun-91	N/A	\$0.00	\$197,680.00	\$0.00	\$0.00	\$0.00	\$0.00	\$197,680.00
60 AQUACULTURE				22-May-91	N/A	\$0.00	\$302,320.00	\$0.00	\$0.00	\$0.00	\$0.00	\$302,320.00
TOTAL FISCAL YEAR 1990-1991						\$10,372,459.94	\$9,952,897.92	\$0.00	\$145,413.92	\$940,820.65	\$62,238,530.91	\$83,650,123.34

Projects Funded by the Clean Water Fund

FY 1992 (7/1/91 TO 6/30/92)

21014-999 21016-999 21015-40001 21014-40001 21015-42318

Municipality	River Basin	CWF Project Number	Town ID	Contract Date	Scheduled Completion Date	State Grant Amount	State LIS Grant Amount	Title VI Federal Direct Loan	Non-SRF CWF State Loan NQ Amount	State Match Title VI Amount	Title VI SRF Revenue Loan Amount	Total SRF Project Funding
61	NEW LONDON	3000		03-Jul-91	N/A	\$70,000.00	\$0.00	\$0.00	\$0.00	\$0.00	\$0.00	\$70,000.00
62	WATERTOWN F.	6912		05-Jul-91	N/A	\$6,697.00	\$0.00	\$0.00	\$0.00	\$0.00	\$0.00	\$6,697.00
63	ESSEX	4000	50	15-Jul-91	31-Dec-91	\$0.00	\$0.00	\$0.00	\$132,079.00	\$0.00	\$0.00	\$132,079.00
64	WILLIMANTIC	3800		25-Jul-91	N/A	\$27,662.50	\$0.00	\$0.00	\$0.00	\$0.00	\$0.00	\$27,662.50
65	BRISTOL	4315		02-Aug-91	N/A	\$51,000.00	\$0.00	\$0.00	\$0.00	\$0.00	\$0.00	\$51,000.00
66	TORRINGTON	6906		02-Aug-91	N/A	\$36,750.00	\$0.00	\$0.00	\$0.00	\$0.00	\$0.00	\$36,750.00
67	GLASTONBURY	4000		02-Aug-91	N/A	\$18,785.00	\$0.00	\$0.00	\$0.00	\$0.00	\$0.00	\$18,785.00
68	MERIDEN	5200		12-Aug-91	N/A	\$60,900.00	\$0.00	\$0.00	\$0.00	\$0.00	\$0.00	\$60,900.00
69	LEETS ISLAND			20-Aug-91	N/A	\$0.00	\$2,500.00	\$0.00	\$0.00	\$0.00	\$0.00	\$2,500.00
70	SIMSBURY	4300		03-Sep-91	N/A	\$9,750.00	\$0.00	\$0.00	\$0.00	\$0.00	\$0.00	\$9,750.00
71	NORWICH	3000		27-Sep-91	N/A	\$44,625.00	\$0.00	\$0.00	\$0.00	\$0.00	\$0.00	\$44,625.00
72	GROTON	3000		27-Sep-91	N/A	\$35,000.00	\$0.00	\$0.00	\$0.00	\$0.00	\$0.00	\$35,000.00
73	PLAINFIELD	3700		27-Sep-91	N/A	\$2,727.00	\$0.00	\$0.00	\$0.00	\$0.00	\$0.00	\$2,727.00
74	SOUTH WINDSO	4000		27-Sep-91	N/A	\$25,060.00	\$0.00	\$0.00	\$0.00	\$0.00	\$0.00	\$25,060.00
75	SOUTHINGTON	5204		27-Sep-91	N/A	\$34,405.00	\$0.00	\$0.00	\$0.00	\$0.00	\$0.00	\$34,405.00
76	SHELTON	6000		27-Sep-91	N/A	\$19,180.00	\$0.00	\$0.00	\$0.00	\$0.00	\$0.00	\$19,180.00
77	DERBY	6000		27-Sep-91	N/A	\$22,780.00	\$0.00	\$0.00	\$0.00	\$0.00	\$0.00	\$22,780.00
78	MDC	4000		30-Sep-91	N/A	\$379,588.23	\$0.00	\$0.00	\$0.00	\$0.00	\$0.00	\$379,588.23
79	WEST HAVEN	5000		30-Sep-91	N/A	\$111,125.00	\$0.00	\$0.00	\$0.00	\$0.00	\$0.00	\$111,125.00
80	MATTABASSETT	4000		30-Sep-91	N/A	\$140,000.00	\$0.00	\$0.00	\$0.00	\$0.00	\$0.00	\$140,000.00
81	FLETCHERS CREEK			23-Oct-91	N/A	\$0.00	\$13,000.00	\$0.00	\$0.00	\$0.00	\$0.00	\$13,000.00
82	BEACON FALLS	6900		25-Oct-91	N/A	\$4,626.00	\$0.00	\$0.00	\$0.00	\$0.00	\$0.00	\$4,626.00
83	EAST HADDAM	4000	41	01-Nov-91	31-Jan-92	\$0.00	\$0.00	\$0.00	\$38,591.00	\$0.00	\$0.00	\$38,591.00
84	BRANFORD	5000		05-Nov-91	N/A	\$110,000.00	\$0.00	\$0.00	\$0.00	\$0.00	\$0.00	\$110,000.00
85	ANSONIA	6000		21-Nov-91	N/A	\$18,375.00	\$0.00	\$0.00	\$0.00	\$0.00	\$0.00	\$18,375.00
86	EAST HAMPTON	4000		27-Nov-91	N/A	\$4,620.00	\$0.00	\$0.00	\$0.00	\$0.00	\$0.00	\$4,620.00
87	ENFIELD	4000		13-Dec-91	N/A	\$52,500.00	\$0.00	\$0.00	\$0.00	\$0.00	\$0.00	\$52,500.00
88	BRIDGEPORT	7000		15-Dec-91	N/A	\$234,208.84	\$0.00	\$0.00	\$0.00	\$0.00	\$0.00	\$234,208.84
89	WALLINGFORD	5200		27-Dec-91	N/A	\$33,369.00	\$0.00	\$0.00	\$0.00	\$0.00	\$0.00	\$33,369.00
90	QUAMBAUG COVE			27-Dec-91	N/A	\$0.00	\$85,978.00	\$0.00	\$0.00	\$0.00	\$0.00	\$85,978.00

Projects Funded by the Clean Water Fund

FY 1992 (7/1/91 TO 6/30/92) - continued

21014-999 21016-999 21014-40001 21014-40001 21015-42318

Municipality	River Basin	CWF Project Number	Town ID	Contract Date	Scheduled Completion Date	State Grant Amount	State LIS Grant Amount	Title VI Federal Direct Loan	Non-SRF CWF State Loan NQ Amount	State Match Title VI Amount	Title VI SRF Revenue Loan Amount	Total SRF Project Funding
91 VERNON	4500	244 C	146	27-Dec-91	30-Nov-92	\$159,085.16	\$0.00	\$0.00	\$0.00	\$0.00	\$649,739.97	\$808,825.13
92 STONINGTON	1000	5036 CLAR		27-Dec-91	N/A	\$73,761.00	\$0.00	\$0.00	\$0.00	\$0.00	\$0.00	\$73,761.00
NEW HAVEN												
93 PUBLIC		6270 R		02-Jan-92	N/A	\$0.00	\$102,670.00	\$0.00	\$0.00	\$0.00	\$0.00	\$102,670.00
94 UCONN		6262 R		08-Jan-92	N/A	\$0.00	\$9,000.00	\$0.00	\$0.00	\$0.00	\$0.00	\$9,000.00
95 UCONN		6261 R		08-Jan-92	N/A	\$0.00	\$21,516.00	\$0.00	\$0.00	\$0.00	\$0.00	\$21,516.00
96 UCONN		6268 R		08-Jan-92	N/A	\$0.00	\$99,260.00	\$0.00	\$0.00	\$0.00	\$0.00	\$99,260.00
UNIV. NEW												
97 HAVEN		6264 R		12-Jan-92	N/A	\$0.00	\$106,087.00	\$0.00	\$0.00	\$0.00	\$0.00	\$106,087.00
98 NEW MILFORD	6000	5032 CLAR		24-Jan-92	N/A	\$5,355.00	\$0.00	\$0.00	\$0.00	\$0.00	\$0.00	\$5,355.00
99 FAIRFIELD	7000	5006 CLAR		24-Jan-92	N/A	\$36,944.00	\$0.00	\$0.00	\$0.00	\$0.00	\$0.00	\$36,944.00
100 UCONN		6265 R		27-Jan-92	N/A	\$0.00	\$110,095.00	\$0.00	\$0.00	\$0.00	\$0.00	\$110,095.00
101 UCONN		6267 R		27-Jan-92	N/A	\$0.00	\$225,555.00	\$0.00	\$0.00	\$0.00	\$0.00	\$225,555.00
102 UCONN		6263 R		27-Jan-92	N/A	\$0.00	\$131,670.00	\$0.00	\$0.00	\$0.00	\$0.00	\$131,670.00
103 TORRINGTON	6900	162 C	143	10-Feb-92	31-Mar-94	\$2,741,275.50	\$0.00	\$0.00	\$371,600.00	\$0.00	\$12,024,879.47	\$15,137,754.97
104 MILFORD	6000	5033 CLAR		11-Feb-92	N/A	\$25,809.85	\$0.00	\$0.00	\$0.00	\$0.00	\$0.00	\$25,809.85
105 BRIDGEPORT	7000	164 C	15	13-Feb-92	31-Jan-93	\$422,669.28	\$0.00	\$0.00	\$2,193,819.99	\$0.00	\$0.00	\$2,616,489.27
106 VERNON	4500	211 C	146	14-Feb-92	31-May-92	\$38,012.68	\$0.00	\$0.00	\$0.00	\$0.00	\$199,610.73	\$237,623.41
107 WATERBURY BOARD OF EI	6259 R			21-Feb-92	N/A	\$0.00	\$5,046.89	\$0.00	\$0.00	\$0.00	\$0.00	\$5,046.89
108 E. LYME PUBLIC	6256 R			21-Feb-92	N/A	\$0.00	\$2,992.03	\$0.00	\$0.00	\$0.00	\$0.00	\$2,992.03
109 VERNON	4500	5018 CLAR		28-Feb-92	N/A	\$32,000.00	\$0.00	\$0.00	\$0.00	\$0.00	\$0.00	\$32,000.00
110 RIVERWATCH NETWORK	6260 R			04-Mar-92	N/A	\$0.00	\$23,500.00	\$0.00	\$0.00	\$0.00	\$0.00	\$23,500.00

Projects Funded by the Clean Water Fund

FY 1992 (7/1/91 TO 6/30/92) - continued		21014-999	21016-999	21015-40001	21014-40001	21015-42318						
Municipality	River Basin	CMF Project Number	Town ID	Contract Date	Scheduled Completion Date	State Grant Amount	State LIS Grant Amount	Title VI Federal Direct Loan	Non-SRF CMF State Loan NQ Amount	State Match Title VI Amount	Title VI SRF Revenue Loan Amount	Total SRF Project Funding
111 REGIONAL PLAN ASSOC.		6269 R		04-Mar-92	N/A	\$0.00	\$49,997.00	\$0.00	\$0.00	\$0.00	\$0.00	\$49,997.00
112 STAMFORD	7000	5030 CLAR		12-Mar-92	N/A	\$0.00	\$0.00	\$0.00	\$0.00	\$0.00	\$0.00	\$0.00
113 NEW HAVEN	5000	5037 CLAR		12-Mar-92	N/A	\$280,000.00	\$0.00	\$0.00	\$0.00	\$0.00	\$0.00	\$280,000.00
114 NORWALK MIL POND		8009 COVE		17-Mar-92	N/A	\$0.00	\$53,800.00	\$0.00	\$0.00	\$0.00	\$0.00	\$53,800.00
115 NORTH BRANFORD	5112	138 PIDIC	99	19-Mar-92	30-Sep-93	\$1,584,945.60	\$0.00	\$0.00	\$198,035.00	\$0.00	\$7,029,388.01	\$8,812,368.61
116 LITCHFIELD	6705	5035 CLAR		31-Mar-92	N/A	\$1,989.00	\$0.00	\$0.00	\$0.00	\$0.00	\$0.00	\$1,989.00
117 NORWALK BOARD ED.		6257 R		31-Mar-92	N/A	\$0.00	\$5,925.00	\$0.00	\$0.00	\$0.00	\$0.00	\$5,925.00
118 WESLEYAN UNIVERSITY		6266 R		31-Mar-92	N/A	\$0.00	\$38,186.34	\$0.00	\$0.00	\$0.00	\$0.00	\$38,186.34
119 MIDDLETOWN	4000	5034 CLAR		10-Apr-92	N/A	\$70,815.00	\$0.00	\$0.00	\$0.00	\$0.00	\$0.00	\$70,815.00
120 STAMFORD PUBLIC		6249 R		15-Apr-92	N/A	\$0.00	\$5,990.40	\$0.00	\$0.00	\$0.00	\$0.00	\$5,990.40
121 WEST HAVEN BOARD ED.		6255 R		24-Apr-92	N/A	\$0.00	\$5,980.00	\$0.00	\$0.00	\$0.00	\$0.00	\$5,980.00
122 INTERDISTRICT COMMITT.		6253 R		24-Apr-92	N/A	\$0.00	\$6,000.00	\$0.00	\$0.00	\$0.00	\$0.00	\$6,000.00
123 RIDGEFIELD BOARD ED.		6264 R		28-Apr-92	N/A	\$0.00	\$5,341.88	\$0.00	\$0.00	\$0.00	\$0.00	\$5,341.88
124 HARTFORD BOARD ED.		6252 R		28-Apr-92	N/A	\$0.00	\$6,000.00	\$0.00	\$0.00	\$0.00	\$0.00	\$6,000.00
125 NEWINGTON BOARD ED.		6248 R		14-May-92	N/A	\$0.00	\$228.40	\$0.00	\$0.00	\$0.00	\$0.00	\$228.40
126 EAST HAMPTON	4000	247 C	42	21-May-92	31-Mar-93	\$185,272.56	\$0.00	\$0.00	\$0.00	\$0.00	\$837,029.87	\$1,022,302.43
127 WEST HAVEN	5000	9900 BNR		22-May-92	N/A	\$0.00	\$29,845.61	\$0.00	\$0.00	\$0.00	\$0.00	\$29,845.61
128 BRANFORD	5000	9902 BNR		23-Jun-92	N/A	\$0.00	\$92,967.55	\$0.00	\$0.00	\$0.00	\$0.00	\$92,967.55
129 HEBRON	4701	124 DIC	67	30-Jun-92	30-Nov-93	\$1,608,817.82	\$0.00	\$5,329,035.68	\$153,137.97	\$0.00	\$2,186,095.15	\$9,275,086.62
TOTAL FOR FISCAL YEAR 1991-1992						\$5,818,486.02	\$1,239,132.10	\$5,329,035.68	\$3,087,262.96	\$0.00	\$22,926,743.20	\$41,400,659.96

Projects Funded by the Clean Water Fund

Municipality	River Basin	CWF Project Number	Town ID	Contract Date	Scheduled Completion Date	State Grant Amount	State LIS Grant Amount	21015-989		21014-40001		21015-42318	
								State Grant Amount	State LIS Grant Amount	Title VI Federal Direct Loan	Non-SRF CWF State Loan NQ Amount	State Match Title VI Amount	Title VI SRF Revenue Loan Amount
130 FARMINGTON	4300	159 C	52	02-Jul-92	30-Apr-94	\$3,380,444.86	\$0.00	\$0.00	\$0.00	\$0.00	\$18,453,777.23	\$21,834,222.09	
131 LEETS ISLAND	4000	3005 COVE		13-Jul-92	N/A	\$0.00	\$8,250.00	\$0.00	\$0.00	\$0.00	\$0.00	\$8,250.00	
132 MDC	4000	105 P	550	23-Jul-92	30-Jun-92	\$315,555.14	\$0.00	\$0.00	\$389,902.72	\$0.00	\$0.00	\$685,457.86	
CORPS OF													
133 ENGINEERS		3001 COVE		24-Jul-92	N/A	\$0.00	\$30,000.00	\$0.00	\$0.00	\$0.00	\$0.00	\$30,000.00	
134 NEW HAVEN	5000	272 D	93	28-Jul-92	31-Jan-93	\$88,912.64	\$175,892.00	\$0.00	\$0.00	\$0.00	\$432,386.99	\$707,191.63	
135 EAST LYME	2000	177 C	45	13-Aug-92	30-Sep-94	\$1,183,169.90	\$0.00	\$0.00	\$20,021.63	\$0.00	\$0.00	\$1,761,856.03	
136 MILFORD	6000	9905 BNR		19-Aug-92	N/A	\$0.00	\$25,000.00	\$0.00	\$0.00	\$0.00	\$0.00	\$25,000.00	
137 STRATFORD	6000	9903 BNR		19-Aug-92	N/A	\$0.00	\$9,750.00	\$0.00	\$0.00	\$0.00	\$0.00	\$9,750.00	
138 HEBRON	4701	124 CD1	67	31-Aug-92	30-Nov-93	\$288,719.43	\$0.00	\$0.00	\$38,668.13	\$0.00	\$1,855,191.36	\$2,163,779.92	
139 NEW HAVEN	5000	9904 BNR		04-Sep-92	N/A	\$0.00	\$86,085.00	\$0.00	\$0.00	\$0.00	\$0.00	\$86,085.00	
140 ASHFORD	3206	284 P	3	11-Sep-92	30-Apr-93	\$0.00	\$0.00	\$0.00	\$50,000.00	\$0.00	\$0.00	\$50,000.00	
141 BRIDGEPORT	7000	9907 BNR		28-Sep-92	N/A	\$0.00	\$52,272.55	\$0.00	\$0.00	\$0.00	\$0.00	\$52,272.55	
142 STAMFORD	7000	9901 BNR		05-Oct-92	N/A	\$0.00	\$40,000.00	\$0.00	\$0.00	\$0.00	\$0.00	\$40,000.00	
143 UCONN		6225 R		07-Oct-92	N/A	\$0.00	\$225,787.00	\$0.00	\$0.00	\$0.00	\$0.00	\$225,787.00	
144 PORTLAND	4000	278 P	113	30-Oct-92	31-Mar-93	\$0.00	\$0.00	\$0.00	\$237,983.98	\$0.00	\$0.00	\$237,983.98	
145 MIDDLETOWN	4000	262 C	83	30-Oct-92	28-Feb-94	\$0.00	\$901,255.81	\$0.00	\$0.00	\$0.00	\$1,766,664.93	\$2,667,910.74	
146 W. RIVER PARK		8008 COVE		30-Oct-92	N/A	\$0.00	\$24,108.00	\$0.00	\$0.00	\$0.00	\$0.00	\$24,108.00	
147 STAMFORD	7000	117 C	135	30-Oct-92	30-Nov-94	\$646,161.66	\$0.00	\$0.00	\$0.00	\$0.00	\$2,731,211.01	\$3,377,372.67	
148 STAFFORD	3100	282 C	134	30-Oct-92	30-Apr-93	\$194,658.68	\$0.00	\$0.00	\$0.00	\$0.00	\$686,558.52	\$1,091,218.20	
149 MIDDLETOWN	4000	280 C	83	30-Oct-92	30-Jun-94	\$0.00	\$499,794.11	\$0.00	\$0.00	\$0.00	\$683,739.43	\$1,183,533.54	
150 FAIRFIELD	7000	9906 BNR		09-Nov-92	N/A	\$0.00	\$23,500.00	\$0.00	\$0.00	\$0.00	\$0.00	\$23,500.00	
151 WESTPORT	7202	9910 BNR		17-Nov-92	N/A	\$0.00	\$23,500.00	\$0.00	\$0.00	\$0.00	\$0.00	\$23,500.00	
152 MIANUS RIVER FISHWAY	8003 COVE			16-Dec-92	N/A	\$0.00	\$76,000.00	\$0.00	\$0.00	\$0.00	\$0.00	\$76,000.00	
153 BRIDGEPORT	7000	206 D	15	22-Dec-92		\$181,763.46	\$0.00	\$0.00	\$2,810,439.66	\$0.00	\$0.00	\$2,992,223.32	
154 NEW CANAAN	7401	9909 BNR		05-Jan-93	N/A	\$0.00	\$27,946.00	\$0.00	\$0.00	\$0.00	\$0.00	\$27,946.00	
155 WEST HAVEN	5000	166 CD1	156	19-Jan-93	01-Jul-95	\$1,482,827.09	\$0.00	\$0.00	\$0.00	\$0.00	\$2,769,460.55	\$4,252,287.64	
156 WEST HAVEN	5000	166 C	156	19-Jan-93	30-Oct-93	\$1,361,969.82	\$0.00	\$0.00	\$0.00	\$0.00	\$9,213,383.54	\$10,575,353.36	
157 SEYMOUR	6900	146 C	124	23-Feb-93	30-Jun-94	\$800,378.91	\$0.00	\$0.00	\$0.00	\$0.00	\$4,714,995.72	\$5,515,284.63	
158 UCONN		6226 R		23-Feb-93	N/A	\$0.00	\$141,140.00	\$0.00	\$0.00	\$0.00	\$0.00	\$141,140.00	

Projects Funded by the Clean Water Fund

Municipality	River Basin	CWF Project Number	Town ID	Contract Date	Scheduled Completion Date	21014-989		21015-40001		21014-40001		21015-42318	
						State Grant Amount	State LIS Grant Amount	Title VI Federal Direct Loan	Non-SRF CWF State Loan NQ Amount	State Match Title VI Amount	Title VI SRF Revenue Loan Amount	Total SRF Project Funding	
160 WATERBURY	6900	201 P	151	01-Mar-93	31-Aug-94	\$0.00	\$0.00	\$0.00	\$0.00	\$0.00	\$4,007,685.44	\$4,007,685.44	
161 CANTON	4300	120 C	23	02-Mar-93	30-Jun-93	\$392,524.29	\$0.00	\$0.00	\$0.00	\$0.00	\$2,265,031.56	\$2,657,555.85	
162 BLUFF POINT		8005 COVE		03-Mar-93	N/A	\$0.00	\$14,700.00	\$0.00	\$0.00	\$0.00	\$0.00	\$14,700.00	
163 SUFFIELD	4000	306 C	139	30-Mar-93	30-Nov-93	\$301,238.74	\$0.00	\$0.00	\$0.00	\$0.00	\$1,569,472.19	\$1,890,710.93	
164 SUFFIELD!	4000	306 C1	139	30-Mar-93	30-Nov-94	\$108,807.72	\$0.00	\$0.00	\$0.00	\$0.00	\$610,016.18	\$718,823.90	
165 NEW HAVEN	5000	243 C	93	31-Mar-93	01-Mar-94	\$0.00	\$1,032,591.65	\$0.00	\$0.00	\$0.00	\$1,054,378.18	\$2,086,969.83	
FERRY LANDING-													
166 INCREASE		3009 COVE		04-Apr-93	N/A	\$0.00	\$307,000.00	\$0.00	\$0.00	\$0.00	\$0.00	\$307,000.00	
167 JEWETT CITY	3700	5039 CLAR		07-Apr-93	N/A	\$7,052.00	\$0.00	\$0.00	\$0.00	\$0.00	\$0.00	\$7,052.00	
168 WEST HAVEN	5000	4900 BNR		16-Apr-93	N/A	\$0.00	\$771,000.00	\$0.00	\$0.00	\$0.00	\$0.00	\$771,000.00	
169 BRIDGEPORT	7000	218 C	15	26-Apr-93	31-Jul-96	\$9,405,545.29	\$0.00	\$0.00	\$34,259,604.02	\$0.00	\$0.00	\$43,665,149.31	
170 MIDDLETOWN	4000	114 CD2	83	29-Apr-93	30-Jun-93	\$0.00	\$0.00	\$0.00	\$70,185.15	\$0.00	\$177,416.27	\$247,601.42	
171 MERIDEN	5200	216 C	80	21-May-93	31-Dec-93	\$398,874.88	\$0.00	\$0.00	\$0.00	\$0.00	\$2,320,479.78	\$2,719,354.66	
172 VERNON	4500	244 CD1	146	28-May-93		\$12,968.17	\$0.00	\$0.00	\$0.00	\$0.00	\$51,872.66	\$64,840.83	
VERNON (see													
173 CONST.)	4500	200 D	146	28-May-93	30-Sep-93	\$0.00	\$0.00	\$0.00	\$0.00	\$0.00	\$0.00	\$0.00	
174 WILSON COVE		8011 COVE		28-May-93	N/A	\$0.00	\$32,450.00	\$0.00	\$0.00	\$0.00	\$0.00	\$32,450.00	
175 MIDDLETOWN	4000	266 C	83	01-Jun-93	31-May-94	\$559,026.28	\$0.00	\$0.00	\$0.00	\$0.00	\$652,781.77	\$1,211,808.05	
176 WESTPORT	7202	4910 BNR		09-Jun-93	N/A	\$0.00	\$530,000.00	\$0.00	\$0.00	\$0.00	\$0.00	\$530,000.00	
177 NEW HAVEN	5000	4904 BNR		09-Jun-93	N/A	\$0.00	\$4,384,262.00	\$0.00	\$0.00	\$0.00	\$0.00	\$4,384,262.00	
178 MIDDLETOWN	4000	304 C	83	14-Jun-93	31-Jul-93	\$71,152.20	\$0.00	\$0.00	\$0.00	\$0.00	\$320,952.75	\$392,104.95	
179 NEW HAVEN	5000	108 CD1	93	14-Jun-93	31-Oct-93	\$458,445.48	\$0.00	\$0.00	\$0.00	\$0.00	\$529,472.97	\$987,918.46	
180 NORWALK	7000	4911 BNR		22-Jun-93	N/A	\$0.00	\$1,022,189.81	\$0.00	\$0.00	\$0.00	\$0.00	\$1,022,189.81	
181 NORWALK	7000	9911 BNR		22-Jun-93	N/A	\$0.00	\$29,800.00	\$0.00	\$0.00	\$0.00	\$0.00	\$29,800.00	
TOTAL FOR FISCAL YEAR 1992-1993						\$21,610,216.65	\$10,523,998.03	\$0.00	\$37,868,006.49	\$0.00	\$57,675,394.53	\$127,667,615.70	

Projects Funded by the Clean Water Fund

FY 1994 (7/1/93 TO 6/30/94)

21014-999 21016-999 21015-40001 21014-40001 21014-40001 21015-42318

Municipality	River Basin	CWF Project Number	Town ID	Contract Date	Scheduled Completion Date	State Grant Amount	State LIS Grant Amount	Title VI Federal Direct Loan	Non-SRF CWF State Loan NQ Amount	State Match Title VI Amount	Title VI SRF Revenue Loan Amount	Total SRF Project Funding
182 MARSH ROAD		8004 COVE		09-Jul-93	N/A	\$0.00	\$21,083.50	\$0.00	\$0.00	\$0.00	\$0.00	\$21,083.50
WESLEYAN UNIVERSITY		6310 R		09-Jul-93	N/A	\$0.00	\$26,738.65	\$0.00	\$0.00	\$0.00	\$0.00	\$26,738.65
183 MILFORD	6000	4905 BNR		19-Jul-93	N/A	\$0.00	\$1,436,173.00	\$0.00	\$0.00	\$0.00	\$0.00	\$1,436,173.00
184 GREENWICH	7409	115 CD1	57	30-Jul-93	31-May-94	\$1,768,416.04	\$0.00	\$0.00	\$0.00	\$0.00	\$8,423,634.95	\$10,211,950.99
185 MDC	4000	285 D	550	30-Jul-93	30-Sep-93	\$0.00	\$372,977.50	\$0.00	\$0.00	\$0.00	\$875,982.54	\$1,248,960.04
186 BRANFORD	5000	275 PID	14	30-Jul-93	30-Jun-93	\$29,553.17	\$0.00	\$0.00	\$0.00	\$0.00	\$284,862.82	\$314,415.99
187 MIDDLETOWN	4000	261 C	83	30-Jul-93	31-May-95	\$502,984.99	\$0.00	\$0.00	\$0.00	\$0.00	\$610,611.91	\$1,113,596.90
188 STRATFORD	6000	246 C	138	05-Aug-93	28-Feb-95	\$770,691.15	\$0.00	\$0.00	\$0.00	\$0.00	\$3,340,576.27	\$4,111,267.42
189 NEW CANAAN	7401	185 P	90	16-Aug-93	30-Jul-93	\$0.00	\$0.00	\$0.00	\$185,063.39	\$0.00	\$0.00	\$185,063.39
LIGHTHOUSE POINT		8007 COVE		20-Aug-93	N/A	\$0.00	\$17,346.00	\$0.00	\$0.00	\$0.00	\$0.00	\$17,346.00
191 STAMFORD	7000	4901 BNR		22-Sep-93	N/A	\$0.00	\$1,909,000.00	\$0.00	\$0.00	\$0.00	\$0.00	\$1,909,000.00
192 RIDGEFIELD	8104	9912 BNR		28-Sep-93	N/A	\$0.00	\$10,000.00	\$0.00	\$0.00	\$0.00	\$0.00	\$10,000.00
UNIV. NEW HAVEN		6317 R		26-Oct-93	N/A	\$0.00	\$239,006.00	\$0.00	\$0.00	\$0.00	\$0.00	\$239,006.00
194 WETLAND RESTORATION		2001 COVE		01-Nov-93	N/A	\$0.00	\$318,250.00	\$0.00	\$0.00	\$0.00	\$0.00	\$318,250.00
195 STRATFORD	6000	4903 BNR		02-Nov-93	N/A	\$0.00	\$773,888.49	\$0.00	\$0.00	\$0.00	\$0.00	\$773,888.49
196 UCONN		6313 R		05-Nov-93	N/A	\$0.00	\$49,854.00	\$0.00	\$0.00	\$0.00	\$0.00	\$49,854.00
197 RIDGEFIELD	8104	110 CD1	118	15-Nov-93	30-Jun-94	\$83,554.96	\$0.00	\$0.00	\$0.00	\$0.00	\$374,498.11	\$458,153.07
198 ALEWIFE COVE		8013 COVE		18-Nov-93	N/A	\$0.00	\$40,000.00	\$0.00	\$0.00	\$0.00	\$0.00	\$40,000.00
200 MDC	4000	285 C	550	18-Nov-93	31-Oct-95	\$2,616,343.97	\$10,669,997.50	\$0.00	\$0.00	\$0.00	\$15,322,112.61	\$28,808,454.08
201 UCONN		6314 R		22-Nov-93	N/A	\$0.00	\$188,224.00	\$0.00	\$0.00	\$0.00	\$0.00	\$188,224.00
202 UNIV. NEW HAVEN		6221 R		23-Nov-93	N/A	\$0.00	\$102,572.00	\$0.00	\$0.00	\$0.00	\$0.00	\$102,572.00
203 WESLEYAN UNIVERSITY		6316 R		29-Nov-93	N/A	\$0.00	\$151,803.39	\$0.00	\$0.00	\$0.00	\$0.00	\$151,803.39
204 WATERTOWN F.I	6912	312 C	153	30-Nov-93	30-Sep-94	\$186,377.07	\$0.00	\$0.00	\$0.00	\$0.00	\$780,111.56	\$966,488.63

Projects Funded by the Clean Water Fund

FY 1994 (7/1/93 TO 6/30/94) continued

Municipality	River Basin	CWF Project Number	Town ID	Contract	Date	Scheduled Completion Date	State Grant Amount	21014-999		21014-40001		21015-40001		21014-40001		21015-42318		Total SRF Project Funding	
								State LIS Grant Amount	State Grant Amount	Title VI Federal Direct Loan	Non-SRF CWF State Loan NQ Amount	Title VI Match Amount	Title VI SRF Revenue Loan Amount	Title VI SRF Revenue Loan Amount					
205 EAST WINDSOR	4000	302 C	47	02-Dec-93	31-Mar-96	\$1,474,597.94	\$0.00	\$0.00	\$0.00	\$0.00	\$0.00	\$10,812,492.00	\$12,287,079.94					\$12,287,079.94	
206 MIDDLEBURY	6916	303 C	81	30-Dec-93	31-Jul-94	\$131,747.62	\$0.00	\$0.00	\$0.00	\$0.00	\$0.00	\$583,971.09	\$715,718.71					\$715,718.71	
207 POINT LIGHTHOUSE		8006 COVE		14-Jan-94	N/A	\$0.00	\$0.00	\$0.00	\$0.00	\$0.00	\$0.00	\$0.00	\$9,760.00					\$9,760.00	
208 FAIRFIELD	7000	4906 BNR		01-Feb-94	N/A	\$0.00	\$2,595,500.00	\$0.00	\$0.00	\$0.00	\$0.00	\$0.00	\$0.00	\$0.00				\$2,595,500.00	
209 DANBURY	6400	305 C	34	14-Feb-94	30-Jul-94	\$69,587.73	\$0.00	\$0.00	\$0.00	\$0.00	\$0.00	\$441,322.38	\$510,910.11					\$510,910.11	
210 JEWETT CITY	3700	179 P	58	15-Mar-94	30-Apr-95	\$0.00	\$0.00	\$0.00	\$287,437.17	\$0.00	\$0.00	\$0.00	\$287,437.17					\$287,437.17	
211 OLD FLD CREEK		3011 COVE		25-Mar-94	N/A	\$0.00	\$27,600.00	\$0.00	\$0.00	\$0.00	\$0.00	\$0.00	\$0.00					\$27,600.00	
212 VERNON	4500	200 C	146	31-Mar-94	31-Dec-96	\$4,811,216.54	\$0.00	\$0.00	\$0.00	\$0.00	\$0.00	\$27,635,550.22	\$32,446,766.76					\$32,446,766.76	
213 UCONN		6322 R		21-Apr-94	N/A	\$0.00	\$245,570.00	\$0.00	\$0.00	\$0.00	\$0.00	\$0.00	\$0.00					\$245,570.00	
214 UCONN		6323 R		18-May-94	N/A	\$0.00	\$61,887.00	\$0.00	\$0.00	\$0.00	\$0.00	\$0.00	\$0.00					\$61,887.00	
215 NEW HAVEN NATURE	5000	272 C	93	18-May-94	31-Mar-96	\$3,204,703.49	\$0.00	\$0.00	\$0.00	\$0.00	\$0.00	\$3,314,299.50	\$6,519,002.99					\$6,519,002.99	
216 CONSERVANCY		6320 R		20-May-94	N/A	\$0.00	\$114,898.00	\$0.00	\$0.00	\$0.00	\$0.00	\$0.00	\$0.00					\$114,898.00	
217 CONNECTICUT COLLEGE		6318 R		20-May-94	N/A	\$0.00	\$76,654.00	\$0.00	\$0.00	\$0.00	\$0.00	\$0.00	\$0.00					\$76,654.00	
218 YALE UNIVERSITY		6319 R		27-May-94	N/A	\$0.00	\$165,887.00	\$0.00	\$0.00	\$0.00	\$0.00	\$0.00	\$0.00					\$165,887.00	
219 MDC	4000	274 C	170	08-Jun-94	31-Oct-95	\$1,978,584.21	\$0.00	\$0.00	\$0.00	\$0.00	\$0.00	\$6,915,227.64	\$10,893,791.85					\$10,893,791.85	
220 UNIV. NEW HAVEN		6321 R		10-Jun-94	N/A	\$0.00	\$148,642.00	\$0.00	\$0.00	\$0.00	\$0.00	\$0.00	\$0.00					\$148,642.00	
221 UCONN		6324 R		16-Jun-94	N/A	\$0.00	\$52,024.62	\$0.00	\$0.00	\$0.00	\$0.00	\$0.00	\$0.00					\$52,024.62	
222 SASCO BROOK		8014 COVE		26-Jun-94	N/A	\$0.00	\$8,359.00	\$0.00	\$0.00	\$0.00	\$0.00	\$0.00	\$0.00					\$8,359.00	
223 WATERFORD	2000	151 C	152	27-Jun-94	31-Dec-94	\$385,359.48	\$0.00	\$0.00	\$0.00	\$0.00	\$0.00	\$1,512,205.32	\$1,897,564.80					\$1,897,564.80	
224 NEW MILFORD	6000	143 C	96	29-Jun-94	30-Dec-95	\$954,614.36	\$0.00	\$0.00	\$0.00	\$0.00	\$0.00	\$4,883,572.03	\$6,198,622.01					\$6,198,622.01	
225 RIDGEFIELD	8104	4912 BNR		30-Jun-94	N/A	\$0.00	\$200,000.00	\$0.00	\$0.00	\$0.00	\$0.00	\$0.00	\$0.00					\$200,000.00	
TOTAL FOR FISCAL YEAR 1993-1994							\$18,986,412.72	\$20,233,695.65	\$0.00	\$2,335,341.50	\$0.00	\$0.00	\$86,608,715.63	\$128,166,165.50					\$128,166,165.50

Projects Funded by the Clean Water Fund

FY 1995 (7/1/94 TO 6/30/95)	21014-999		21016-999		21015-40001		21014-40001		21015-42318			
	Municipality	River Basin	CWF Project Number	Town ID	Contract Date	Scheduled Completion Date	State Grant Amount	State LIS Grant Amount	Federal Direct Loan	Non-SRF CWF State Loan NQ Amount	State Match Title VI Amount	Title VI SRF Revenue Loan Amount
226	LEDYARD	2103	119 D	72	01-Jul-94	01-Sep-95	\$0.00	\$0.00	\$0.00	\$0.00	\$0.00	\$0.00
227	NORWALK	7000	190 L	103	13-Jul-94	01-Jul-95	\$0.00	\$0.00	\$0.00	\$4,550,160.56	\$0.00	\$0.00
228	UCONN		6315 R		23-Jul-94	N/A	\$0.00	\$208,480.00	\$0.00	\$0.00	\$0.00	\$0.00
229	THOMASTON	6900	264 C	140	01-Aug-94	30-Apr-96	\$57,406.97	\$0.00	\$0.00	\$130,000.00	\$0.00	\$947,412.58
230	FAIRFIELD	7000	245 D	51	04-Aug-94	01-Oct-95	\$81,972.18	\$0.00	\$0.00	\$0.00	\$0.00	\$334,688.75
	NORTH											
231	BRANFORD	5112	138 CD1	99	30-Sep-94	30-Sep-94	\$10,618.61	\$0.00	\$0.00	\$0.00	\$0.00	(\$11,630.75)
232	NEW LONDON	3000	187 C	95	13-Oct-94	31-Dec-95	\$926,377.97	\$0.00	\$0.00	\$29,000.00	\$0.00	\$4,589,392.77
233	NEW HAVEN	5000	333 C	93	21-Oct-94	30-Apr-96	\$618,750.00	\$0.00	\$0.00	\$0.00	\$0.00	\$2,474,972.02
234	NEWTOWN*	6020	113 C	97	31-Oct-94	31-Dec-96	\$0.00	\$0.00	\$0.00	\$0.00	\$0.00	\$4,570,000.00
235	NEWTOWN	6020	113 C2	97	31-Oct-94	31-Oct-97	\$3,863,917.01	\$0.00	\$0.00	\$300,000.00	\$0.00	\$15,828,596.01
236	NORWICH	3900	106 P/D/C	104	30-Nov-94	31-Oct-96	\$2,245,241.74	\$350,083.00	\$0.00	\$379,800.00	\$0.00	\$3,029,772.75
237	DAVID POND		8002 COVE		21-Dec-94	N/A	\$0.00	\$210,000.00	\$0.00	\$0.00	\$0.00	\$0.00
238	UCONN		6325 R		01-Feb-95	N/A	\$0.00	\$245,019.00	\$0.00	\$0.00	\$0.00	\$0.00
	NORWALK											
239	(see 190-C)	7000	190 P/D	103	14-Feb-95	30-Jun-96	\$0.00	\$0.00	\$0.00	\$0.00	\$0.00	\$0.00
240	FAIRFIELD	7000	355 C	51	15-Feb-95	30-Jun-96	\$347,754.99	\$0.00	\$0.00	\$0.00	\$0.00	\$1,574,814.40
241	MILFORD	6000	356 C	84	21-Feb-95	31-Jan-96	\$32,765.07	\$0.00	\$0.00	\$0.00	\$0.00	\$148,604.71
242	FAIRFIELD	7000	245 PG	51	03-Mar-95	NA	\$257,974.33	\$0.00	\$0.00	\$0.00	\$0.00	\$0.00

Projects Funded by the Clean Water Fund

Municipality	River Basin	CWV Project Number	Town ID	Contract Date	Scheduled Completion Date	State Grant Amount	21014-999		21015-40001		21014-40001		21015-42318	
							State LIS Grant Amount	State LIS Grant Amount	Title VI Federal Direct Loan	Non-SRF CWF State Loan NQ Amount	State Match Title VI Amount	Title VI SRF Revenue Loan Amount		
243	CANAAN FIRE DISTRICT	189 C	343	17-Mar-95	30-May-95	\$30,014.00	\$0.00	\$0.00	\$0.00	\$0.00	\$0.00	\$0.00	\$121,376.62	
244	MIDDLETOWN NORWALK (see 190-C)	295 C	83	30-Mar-95	30-Apr-97	\$2,034,228.74	\$0.00	\$0.00	\$0.00	\$0.00	\$0.00	\$0.00	\$2,073,683.96	
245	NORTH BRANFORD	381 D	103	03-Apr-95	30-Jun-96	\$0.00	\$0.00	\$0.00	\$0.00	\$0.00	\$0.00	\$0.00	\$0.00	
246	HEBRON	380 PG	99	13-Apr-95	NA	\$16,632.00	\$0.00	\$0.00	\$0.00	\$0.00	\$0.00	\$0.00	\$0.00	
247	NEW HAVEN	124 CD2	67	03-May-95	30-May-95	\$306,202.29	\$0.00	\$0.00	\$0.00	\$0.00	\$0.00	\$0.00	\$1,133,393.36	
248	CHESHIRE MILLS	243 CD-1	93	14-May-95	31-Dec-95	\$0.00	\$660,001.35	\$0.00	\$0.00	\$0.00	\$0.00	\$0.00	\$866,190.82	
249	MEADOW GREENWICH	3010 COVE 4908 BNR		15-May-95 25-May-95	N/A N/A	\$0.00 \$0.00	\$23,285.07 \$420,754.28	\$0.00 \$0.00	\$0.00 \$0.00	\$0.00 \$0.00	\$0.00 \$0.00	\$0.00 \$0.00	\$0.00 \$0.00	
251	NEW MILFORD	379 PG	96	01-Jun-95	N/A	\$13,257.96	\$0.00	\$0.00	\$0.00	\$0.00	\$0.00	\$0.00	\$0.00	
252	BRANFORD	358 PG	14	01-Jun-95	NA	\$245,565.48	\$0.00	\$0.00	\$0.00	\$0.00	\$0.00	\$0.00	\$0.00	
253	BRIDGEPORT	208 D	15	21-Jun-95	30-Nov-95	\$681,135.51	\$0.00	\$0.00	\$0.00	\$0.00	\$0.00	\$0.00	\$706,146.68	
254	SEYMOUR	146 CD1	124	29-Jun-95	30-Jun-96	\$140,406.21	\$0.00	\$0.00	\$0.00	\$0.00	\$0.00	\$0.00	\$627,427.87	
255	MIDDLETOWN	262 CD1	83	30-Jun-95	31-Jan-96	\$0.00	\$20,513.81	\$0.00	\$0.00	\$0.00	\$0.00	\$0.00	\$834,239.53	
TOTAL FOR FISCAL YEAR 1994-1995						\$11,910,241.06	\$2,138,136.51	\$0.00	\$5,388,960.56	\$0.00	\$0.00	\$0.00	\$39,649,082.08	

Projects Funded by the Clean Water Fund

FY 1996 (7/1/95 TO 6/30/96)

21014-999

21015-999

21015-40001

21014-40001

21014-40001

21015-42318

Municipality	River Basin	CWF Project Number	Town ID	Contract Date	Scheduled Completion Date	State Grant Amount	State LIS Grant Amount	Title VI Federal Direct	Non-SRF CWF State Loan RQ	State Match Title VI Amount	Title VI SRF Revenue Loan Amount	Total SRF Project Funding
256	WETLAND RESTORATION	3012 COVE		15-Jul-95	N/A	\$0.00	\$308,000.00	\$0.00	\$0.00	\$0.00	\$0.00	\$308,000.00
257	REDDING	131 C	117	07-Aug-95	01-Apr-96	\$296,326.55	\$0.00	\$0.00	\$0.00	\$0.00	\$1,293,904.96	\$1,590,231.51
258	WATERBURY	201 D	151	10-Aug-95	31-Jul-96	\$1,505,256.89	\$0.00	\$0.00	\$0.00	\$0.00	\$6,447,615.74	\$7,952,872.63
259	GROTON	386 PG	59	24-Aug-95	30-Jun-96	\$128,651.00	\$0.00	\$0.00	\$0.00	\$0.00	\$0.00	\$128,651.00
260	MIDDLETOWN	363 C	83	25-Aug-95	31-Oct-97	\$1,656,654.00	\$0.00	\$0.00	\$79,626.00	\$0.00	\$1,751,985.00	\$3,488,265.00
261	UCONN	6326 R		28-Aug-95	N/A	\$0.00	\$249,901.00	\$0.00	\$0.00	\$0.00	\$0.00	\$249,901.00
262	NORWALK	301 C	103	31-Aug-95	31-Dec-96	\$426,520.60	\$0.00	\$0.00	\$0.00	\$0.00	\$1,934,212.22	\$2,360,732.82
263	MDC	270 C	550	31-Aug-95	30-Dec-96	\$6,036,844.39	\$0.00	\$0.00	\$0.00	\$0.00	\$6,690,902.11	\$12,727,746.50
264	THOMPSON	389 PG	140	09-Sep-95	NA	\$29,773.56	\$0.00	\$0.00	\$0.00	\$0.00	\$0.00	\$29,773.56
265	BERLIN	391 PG	7	25-Sep-95	N/A	\$27,500.00	\$0.00	\$0.00	\$0.00	\$0.00	\$0.00	\$27,500.00
266	UCONN	6329 R		25-Sep-95	N/A	\$0.00	\$106,314.00	\$0.00	\$0.00	\$0.00	\$0.00	\$106,314.00
267	CHESHIRE SYBIL CREEK	3002 COVE		28-Sep-95	N/A	\$0.00	\$83,500.00	\$0.00	\$0.00	\$0.00	\$0.00	\$83,500.00
268	EAST HADDAM ***	173 DIC	41	10-Oct-95	30-Nov-97	\$237,377.29	\$0.00	\$0.00	\$90,000.00	\$0.00	\$1,471,363.95	\$1,858,741.24
269	NEW CANAAN	185 D	90	13-Oct-95	NA	\$0.00	\$0.00	\$0.00	\$0.00	\$0.00	\$0.00	\$0.00
270	WESLYAN UNIVERSITY	6327 R		09-Nov-95	N/A	\$0.00	\$59,074.00	\$0.00	\$0.00	\$0.00	\$0.00	\$59,074.00
271	MIDDLETOWN	261 CD1	83	15-Nov-95	31-Mar-97	\$1,193,190.43	\$0.00	\$0.00	\$0.00	\$0.00	\$1,205,525.72	\$2,398,716.15
272	UCONN	6330 R		21-Nov-95	N/A	\$0.00	\$138,814.00	\$0.00	\$0.00	\$0.00	\$0.00	\$138,814.00
273	UCONN	6331 R		21-Nov-95	N/A	\$0.00	\$38,193.00	\$0.00	\$0.00	\$0.00	\$0.00	\$38,193.00
274	WEST HAVEN	167 D	156	15-Dec-95	30-Apr-96	\$0.00	\$0.00	\$0.00	\$293,596.00	\$0.00	\$0.00	\$293,596.00

Projects Funded by the Clean Water Fund

Municipality	River Basin	CWF Project Number	Town ID	Contract Date	Scheduled Completion Date	State Grant Amount	State LIS Grant Amount	Title VI Federal Direct Loan	Non-SRF CWF State Loan NQ Amount	State Match Title VI Amount	Title VI SRF Revenue Loan Amount	Total SRF Project Funding
275	EAST WINDSOR	380005 RIV		04-Jan-96	N/A	\$30,000.00	\$0.00	\$0.00	\$0.00	\$0.00	\$0.00	\$30,000.00
276	UCONN	6032 R		01-Feb-96	N/A	\$0.00	\$101,060.00	\$0.00	\$0.00	\$0.00	\$0.00	\$101,060.00
277	MDC	383 PG	550	23-Feb-96	31-Dec-96	\$91,461.70	\$0.00	\$0.00	\$0.00	\$0.00	\$0.00	\$91,461.70
278	STRATFORD	246 CD1	138		30-Jun-96	\$148,489.47	\$0.00	\$0.00	\$0.00	\$0.00	\$615,122.42	\$763,611.89
279	BURLINGTON	321 C	20	29-Mar-96	30-Jun-97	\$365,076.27	\$0.00	\$0.00	\$0.00	\$0.00	\$1,631,816.52	\$2,016,892.79
280	WOODSTOCK	277 C	169	29-Mar-96	01-Mar-97	\$369,509.86	\$0.00	\$0.00	\$0.00	\$0.00	\$1,560,232.00	\$1,949,741.86
281	BRIDGEPORT	208 C	15	06-Mar-96	31-May-97	\$3,789,832.72	\$0.00	\$0.00	\$78,930.87	\$0.00	\$3,810,901.83	\$7,679,665.42
282	NAUGATUCK	184 C/JI	88	22-Apr-96	30-Apr-98	\$48,925.61	\$0.00	\$0.00	\$0.00	\$0.00	\$480,130.51	\$529,066.12
283	NAUGATUCK	184 CTP	88	22-Apr-96	30-Apr-98	\$210,550.20	\$0.00	\$0.00	\$0.00	\$0.00	\$1,197,222.80	\$1,407,773.00
284	NORWALK MILL POND	8010 COVE		25-Apr-96	N/A	\$0.00	\$350,000.00	\$0.00	\$0.00	\$0.00	\$0.00	\$350,000.00
285	LEDYARD	119 D/C		01-May-96	01-Jan-98	\$695,679.00	\$0.00	\$0.00	\$0.00	\$0.00	\$2,911,665.00	\$3,607,344.00
286	EAST HARTFORD	380010 RIV		15-Apr-96	N/A	\$10,000.00	\$0.00	\$0.00	\$0.00	\$0.00	\$0.00	\$10,000.00
287	WEST HAVEN	167 C		26-Apr-96	31-Oct-97	\$714,361.00	\$0.00	\$0.00	\$0.00	\$0.00	\$4,859,956.35	\$5,573,317.35
288	DAVID POND CULVERT	8001 COVE		17-May-96	N/A	\$0.00	\$17,179.49	\$0.00	\$0.00	\$0.00	\$0.00	\$17,179.49
289	NEW HAVEN	380001 RIV		09-May-96	N/A	\$24,000.00	\$0.00	\$0.00	\$0.00	\$0.00	\$0.00	\$24,000.00
290	EAST HAVEN	308 C		24-May-96	01-Aug-96	\$55,066.64	\$0.00	\$0.00	\$0.00	\$0.00	\$236,575.02	\$293,641.66
291	NEW HAVEN	350 D		29-May-96	31-Jul-97	\$592,746.60	\$0.00	\$0.00	\$0.00	\$0.00	\$1,141,173.40	\$1,733,920.00
292	WINDHAM	380008 RIV		18-Jun-96	N/A	\$134,942.68	\$0.00	\$0.00	\$0.00	\$0.00	\$0.00	\$134,942.68
TOTAL FOR FISCAL YEAR 1995-1996						\$18,899,736.46	\$1,452,035.49	\$0.00	\$542,152.87	\$0.00	\$39,261,305.55	\$60,164,230.37

*** East Haddam 173-C was amended and has an 18 1/2 year repayment schedule

Projects Funded by the Clean Water Fund

FY1997 (7/1/96 TO 6/30/97)

21014-999 21016-999 21015-40001 21014-40001 21014-40001 21015-42318

Municipality	River Basin	CWF Project Number	Town ID	Contract Date	Scheduled Completion Date	State Grant Amount	State LIS Grant Amount	Title VI Federal Direct Loan	Non-SRF CWF State Loan NQ Amount	State Match Title VI Amount	Title VI SRF Revenue Loan Amount	Total SRF Project Funding
283 STAMFORD	7000	375 C		26-Jul-96	31-Jan-97	\$204,483.70	\$0.00	\$0.00	\$0.00	\$0.00	\$864,280.18	\$1,068,763.88
294 ACOE BRIDE BROOK PLA		3003 COVE		14-Aug-96	N/A	\$0.00	\$61,000.00	\$0.00	\$0.00	\$0.00	\$0.00	\$61,000.00
295 LEETS ISLAND DESIGN		3006 COVE		28-Aug-96	N/A	\$0.00	\$20,525.18	\$0.00	\$0.00	\$0.00	\$0.00	\$20,525.18
296 DANBURY		380002 RIV		12-Sep-96	N/A	\$21,500.00	\$0.00	\$0.00	\$0.00	\$0.00	\$0.00	\$21,500.00
297 NORWALK	7000	190 DIC		25-Sep-96	30-Sep-99	\$7,279,799.00	\$0.00	\$0.00	\$548,667.00	\$0.00	\$40,745,455.17	\$48,573,921.17
298 DEP		380011 D RIV		21-Oct-96	N/A	\$19,900.00	\$0.00	\$0.00	\$0.00	\$0.00	\$0.00	\$19,900.00
299 BRIDGEPORT	7000	372 C		31-Oct-96	31-Dec-98	\$2,414,630.38	\$0.00	\$0.00	\$0.00	\$0.00	\$3,211,547.44	\$5,626,177.82
300 BRIDGEPORT	7000	372 CD1		01-Dec-99	31-Jan-01	\$1,433,038.00	\$0.00	\$0.00	\$0.00	\$0.00	\$1,858,034.37	\$3,291,072.37
301 WESLYAN UNIVERSITY		6328 R		31-Oct-96	N/A	\$0.00	\$107,263.00	\$0.00	\$0.00	\$0.00	\$0.00	\$107,263.00
302 LITCHFIELD	6705	396 PDC		14-Nov-96	31-Jan-97	\$314,149.99	\$0.00	\$0.00	\$0.00	\$0.00	\$900,339.65	\$1,214,489.64
303 JEWETT CITY	3700	443 D		26-Nov-96	31-Aug-97	\$13,194.18	\$0.00	\$0.00	\$0.00	\$0.00	\$80,095.00	\$93,289.18
304 DERBY	6900	367 PG		26-Nov-96	31-Dec-96	\$53,900.00	\$0.00	\$0.00	\$0.00	\$0.00	\$0.00	\$53,900.00
305 STONINGTON	2106	196 DIC		27-Nov-96	31-Aug-97	\$381,103.93	\$0.00	\$0.00	\$0.00	\$0.00	\$1,563,519.98	\$1,944,623.91
306 FAIRFIELD	7000	399 PG		06-Dec-96	31-Dec-96	\$136,619.99	\$0.00	\$0.00	\$0.00	\$0.00	\$0.00	\$136,619.99
307 NEW LONDON	3000	187 CD1		18-Dec-96	30-Jun-99	\$321,915.03	\$0.00	\$0.00	\$0.00	\$0.00	\$1,306,151.23	\$1,628,066.26
308 ANSONIA	6900	311 PG		20-Dec-96	30-Apr-97	\$172,810.00	\$0.00	\$0.00	\$0.00	\$0.00	\$0.00	\$172,810.00
309 STAMFORD	7000	414 PG		20-Dec-96	N/A	\$264,019.00	\$0.00	\$0.00	\$0.00	\$0.00	\$0.00	\$264,019.00
310 BRIDGEPORT EAST-SIDE	6000	206 C&C1		22-Jan-97	31-Jul-00	\$12,500,439.99	\$0.00	\$0.00	\$0.00	\$0.00	\$32,033,046.20	\$44,533,486.19

Projects Funded by the Clean Water Fund

FY1997 (7/1/96 TO 6/30/97) continued

21014-999 21016-989 21015-40001 21014-40001 21015-42318

Municipality	River Basin	CFW Project Number	Town ID	Contract Date	Scheduled Completion Date	State Grant Amount	State LIS Grant Amount	Title VI Federal Direct Loan	Non-SRF CWF State Loan NQ Amount	State Match Title VI Amount	Title VI SRF Revenue Loan Amount	Total SRF Project Funding
311	BRIDGEPORT	416 PG		11-Feb-97		\$395,582.00	\$0.00	\$0.00	\$0.00	\$0.00	\$0.00	\$395,582.00
312	NEW HAVEN	272 CD1		19-Mar-97	30-Sep-98	\$0.00	\$0.00	\$0.00	\$0.00	\$0.00	\$0.00	\$0.00
313	NORWICH	298 C		24-Mar-97	30-Jun-99	\$1,335,070.00	\$0.00	\$0.00	\$0.00	\$0.00	\$1,507,962.00	\$2,843,032.00
314	NORTH CANAAN	380007 RIV		25-Mar-97	N/A	\$28,732.50	\$0.00	\$0.00	\$0.00	\$0.00	\$0.00	\$28,732.50
315	NEW CANAAN	185 D/C			31-May-99	\$2,639,354.00	\$0.00	\$0.00	\$0.00	\$0.00	\$12,440,686.00	\$15,080,040.00
316	WATERBURY	201 C		30-May-97	31-Jul-00	\$28,743,550.90	\$1,968,510.00	\$0.00	\$200,000.00	\$0.00	\$80,363,281.75	\$109,275,342.65
317	DARIEN	407 PG		06-Jun-97		\$90,750.00	\$0.00	\$0.00	\$0.00	\$0.00	\$0.00	\$90,750.00
TOTAL FOR FISCAL YEAR 1996-1997						\$56,764,542.59	\$2,157,298.18	\$0.00	\$748,667.00	\$0.00	\$176,874,399.17	\$236,544,906.94

Projects Funded by the Clean Water Fund

FY 1998 (7/1/97 TO 6/30/98)

21014-999 21016-999 21015-40001 21014-40001 21014-40001 21015-42318

Municipality	River Basin	CWF Project Number	Town ID	Contract Date	Scheduled Completion Date	State Grant Amount	State LIS Grant Amount	Title VI Federal Direct Loan	Non-SRF CWF State Loan NQ Amount	State Match Title VI Amount	Title VI SRF Revenue Loan Amount	Total SRF Project Funding
WESTBROOK,												
318 MDL BEACH		8015 COVE		03-Sep-97	N/A	\$0.00	\$65,275.00	\$0.00	\$0.00	\$0.00	\$0.00	\$65,275.00
319 MIDDLETOWN	4000	371 C	83	28-Oct-97	31-Oct-01	\$3,393,752.00	\$0.00	\$0.00	\$0.00	\$0.00	\$3,525,940.00	\$6,919,692.00
320 BRANFORD	5000	358 D	14	30-Dec-97	30-Sep-98	\$192,515.00	\$0.00	\$0.00	\$0.00	\$0.00	\$1,270,151.00	\$1,462,666.00
321 WEST HAVEN	5000	425 PG	156	31-Dec-97	30-NOV-97	\$35,310.00	\$0.00	\$0.00	\$0.00	\$0.00	\$0.00	\$35,310.00
322 STRATFORD	6000	246 CD2	138	31-Dec-97	31-Dec-97	\$139,556.45	\$0.00	\$0.00	\$0.00	\$0.00	\$572,272.73	\$711,829.18
323 PLAINFIELD	3700	417 PG	109	12-Jan-98	01-Oct-98	\$164,340.00	\$0.00	\$0.00	\$0.00	\$0.00	\$0.00	\$164,340.00
324 WESTBROOK	5000	128 PG	154	15-Jan-98		\$154,000.00	\$0.00	\$0.00	\$0.00	\$0.00	\$0.00	\$154,000.00
325 MERIDEN	5200	388 C	80	25-Jan-98	31-Dec-97	\$126,752.91	\$0.00	\$0.00	\$0.00	\$0.00	\$571,352.50	\$698,105.41
326 NEW BRITAIN	4600	400 PG	89	25-Feb-98	30-Nov-98	\$510,389.00	\$0.00	\$0.00	\$0.00	\$0.00	\$0.00	\$510,389.00
327 MERIDEN		388 PG	80	26-Feb-98		\$30,878.13	\$0.00	\$0.00	\$0.00	\$0.00	\$0.00	\$30,878.13
NEW HAVEN												
328 (C1+AMEND)	5000	272 CD2	93	20-Mar-98	30-Sep-98	\$2,131,992.55	\$0.00	\$0.00	\$0.00	\$0.00	\$2,225,629.00	\$4,357,621.55
329 MDC	4000	361 C		15-Apr-98	31-Dec-99	\$2,557,675.37	\$0.00	\$0.00	\$10,100.00	\$0.00	\$2,624,978.51	\$5,192,753.88
330 LITCHFIELD	6900	181 C	74	19-May-98	31-Jul-98	\$127,696.74	\$0.00	\$0.00	\$78,559.99	\$0.00	\$491,867.24	\$698,123.97
331 WEST HAVEN	5000	347 C	156	29-May-98	30-Nov-99	\$381,053.00	\$0.00	\$0.00	\$0.00	\$0.00	\$1,618,947.00	\$2,000,000.00
332 ANSONIA		311 PG1	2	12-Jun-98	09-Nov-99	\$223,740.00	\$0.00	\$0.00	\$0.00	\$0.00	\$0.00	\$223,740.00
333 BURLINGTON		321 CD1**	20	30-Jun-98	31-Oct-99	\$120,635.47	\$0.00	\$0.00	\$0.00	\$0.00	\$518,460.29	\$639,095.76
334 DEP		380011 C		30-Jun-98	N/A	\$56,575.00	\$0.00	\$0.00	\$0.00	\$0.00	\$0.00	\$56,575.00
TOTAL FOR FISCAL YEAR 1997-1998						\$10,346,861.62	\$65,275.00	\$0.00	\$88,653.99	\$0.00	\$13,419,598.27	\$23,920,394.88

Projects Funded by the Clean Water Fund

Municipality	River Basin	CWF Project Number	Town ID	Contract Date	Scheduled Completion Date	State Grant Amount	State LIS Grant Amount	21014-999		21016-999		21015-40001		21014-40001		21015-42318		Total SRF Project Funding
								Title VI Federal Loan	Non-SRF CWF State Loan NQ Amount	Title VI State Match Amount	Title VI SRF Revenue Loan Amount	Title VI Direct Loan	Non-SRF CWF State Loan NQ Amount	Title VI State Match Amount	Title VI SRF Revenue Loan Amount			
335	FAIRFIELD	245 C	51	09-Jul-98	01-Jul-98	\$150,708.06	\$0.00	\$0.00	\$0.00	\$0.00	\$0.00	\$0.00	\$0.00	\$0.00	\$0.00	\$0.00	\$0.00	\$980,932.15
336	DEP	380011 C RIV		16-Jul-98	N/A	\$66,575.00	\$0.00	\$0.00	\$0.00	\$0.00	\$0.00	\$0.00	\$0.00	\$0.00	\$0.00	\$0.00	\$0.00	\$66,575.00
337	WOODSTOCK	413 PG	169	17-Jul-98	N/A	\$16,927.82	\$0.00	\$0.00	\$0.00	\$0.00	\$0.00	\$0.00	\$0.00	\$0.00	\$0.00	\$0.00	\$0.00	\$16,927.82
338	OXFORD	423 PG	108		N/A	\$37,603.91	\$0.00	\$0.00	\$0.00	\$0.00	\$0.00	\$0.00	\$0.00	\$0.00	\$0.00	\$0.00	\$0.00	\$37,603.91
339	PUTNAM	380006 C RIV	116	27-Jul-98	N/A	\$100,000.00	\$0.00	\$0.00	\$0.00	\$0.00	\$0.00	\$0.00	\$0.00	\$0.00	\$0.00	\$0.00	\$0.00	\$100,000.00
340	STONINGTON	196 CD1	137	27-Aug-98	31-Dec-99	\$258,096.07	\$0.00	\$0.00	\$0.00	\$0.00	\$0.00	\$0.00	\$0.00	\$0.00	\$0.00	\$0.00	\$0.00	\$1,148,280.02
341	FAIRFIELD	399 D	51	28-Aug-98	01-Jul-98	\$266,496.99	\$0.00	\$0.00	\$0.00	\$0.00	\$0.00	\$0.00	\$0.00	\$0.00	\$0.00	\$0.00	\$0.00	\$2,546,542.99
342	THOMASTON	197 C	140	31-Aug-98	31-Mar-01	\$1,722,429.72	\$0.00	\$0.00	\$0.00	\$0.00	\$0.00	\$0.00	\$0.00	\$0.00	\$0.00	\$0.00	\$0.00	\$10,814,085.93
343	MIDDLEFIELD	182 C	82	31-Aug-98	30-Nov-00	\$373,387.52	\$0.00	\$0.00	\$0.00	\$0.00	\$0.00	\$0.00	\$0.00	\$0.00	\$0.00	\$0.00	\$0.00	\$3,645,100.00
344	DANBURY	380002 C RIV	34	21-Sep-98	N/A	\$62,580.00	\$0.00	\$0.00	\$0.00	\$0.00	\$0.00	\$0.00	\$0.00	\$0.00	\$0.00	\$0.00	\$0.00	\$62,580.00
345	NAUGATUCK	184 CD1	88	14-May-99	01-Sep-99	\$135,527.67	\$0.00	\$0.00	\$0.00	\$0.00	\$0.00	\$0.00	\$0.00	\$0.00	\$0.00	\$0.00	\$0.00	\$702,496.33
346	NEW LONDON	390 C	95	30-Sep-98	31-Mar-99	\$384,859.00	\$0.00	\$0.00	\$0.00	\$0.00	\$0.00	\$0.00	\$0.00	\$0.00	\$0.00	\$0.00	\$0.00	\$2,000,000.00
347	SIMSBURY	392 PG	128	14-Dec-98	01-Jan-99	\$68,557.00	\$0.00	\$0.00	\$0.00	\$0.00	\$0.00	\$0.00	\$0.00	\$0.00	\$0.00	\$0.00	\$0.00	\$68,557.00
348	NEW HAVEN	431 PG	93	13-Nov-98	31-Dec-99	\$1,177,000.00	\$0.00	\$0.00	\$0.00	\$0.00	\$0.00	\$0.00	\$0.00	\$0.00	\$0.00	\$0.00	\$0.00	\$1,177,000.00
	WEST HAVEN																	
349	(see 348-C1)	348 C	155	24-Nov-98	30-Nov-00	\$0.00	\$0.00	\$0.00	\$0.00	\$0.00	\$0.00	\$0.00	\$0.00	\$0.00	\$0.00	\$0.00	\$0.00	\$4,407,221.95
350	DARIEN	407 C	35	26-Jan-99	01-Dec-00	\$216,403.49	\$0.00	\$0.00	\$0.00	\$0.00	\$0.00	\$0.00	\$0.00	\$0.00	\$0.00	\$0.00	\$0.00	\$1,111,074.80
351	NORWALK	397 C	103	26-Jan-99	31-Jan-99	\$159,259.08	\$0.00	\$0.00	\$0.00	\$0.00	\$0.00	\$0.00	\$0.00	\$0.00	\$0.00	\$0.00	\$0.00	\$832,529.13
352	MDC	319 C		16-Feb-99	31-Dec-98	\$419,975.13	\$0.00	\$0.00	\$0.00	\$0.00	\$0.00	\$0.00	\$0.00	\$0.00	\$0.00	\$0.00	\$0.00	\$2,110,979.64
353	OLD SAYBROOK	116 PG	106	22-Mar-99	31-Mar-99	\$204,146.00	\$0.00	\$0.00	\$0.00	\$0.00	\$0.00	\$0.00	\$0.00	\$0.00	\$0.00	\$0.00	\$0.00	\$204,146.00
354	WEST HAVEN	444 C	156	16-Feb-99	30-Sep-00	\$397,000.00	\$0.00	\$0.00	\$0.00	\$0.00	\$0.00	\$0.00	\$0.00	\$0.00	\$0.00	\$0.00	\$0.00	\$2,000,000.00
355	ENFIELD	403 C	49	07-May-99	30-Aug-00	\$360,229.00	\$0.00	\$0.00	\$0.00	\$0.00	\$0.00	\$0.00	\$0.00	\$0.00	\$0.00	\$0.00	\$0.00	\$360,229.00
356	FAIRFIELD	399 C	51	14-May-99	30-Jul-02	\$8,537,526.14	\$0.00	\$0.00	\$0.00	\$0.00	\$0.00	\$0.00	\$0.00	\$0.00	\$0.00	\$0.00	\$0.00	\$37,973,925.00
357	MANCHESTER	380016 C RIV	77	21-Dec-98	30-Jun-99	\$100,000.00	\$0.00	\$0.00	\$0.00	\$0.00	\$0.00	\$0.00	\$0.00	\$0.00	\$0.00	\$0.00	\$0.00	\$100,000.00
358	MDC	383 C		10-Mar-99	30-Jun-99	\$1,009,706.47	\$0.00	\$0.00	\$0.00	\$0.00	\$0.00	\$0.00	\$0.00	\$0.00	\$0.00	\$0.00	\$0.00	\$5,251,039.98
	TOTAL FOR FISCAL YEAR 1998-1999					\$16,214,934.07	\$0.00	\$0.00	\$0.00	\$0.00	\$0.00	\$0.00	\$0.00	\$0.00	\$0.00	\$0.00	\$0.00	\$77,965,922.72

Projects Funded by the Clean Water Fund

FY2000 (7/1/99 TO 6/30/00)

21014-999 21016-999 21015-40001 21014-40001 21015-42318

Municipality	River Basin	CWF Project Number	Town ID	Contract Date	Scheduled Completion Date	State Grant Amount	State LIS Grant Amount	Title VI Federal Direct Loan	Non-SRF CWF State Loan NQ Amount	State Match Title VI Amount	Title VI SRF Revenue Loan Amount	Total SRF Project Funding
359	DERBY	367 C	37	06-Jul-99	26-Feb-00	\$674,613.00	\$0.00	\$0.00	\$0.00	\$0.00	\$2,347,440.00	\$3,022,053.00
360	NEW HAVEN	350 C	93	28-Jul-99	30-Sep-02	\$3,092,371.21	\$0.00	\$0.00	\$0.00	\$0.00	\$3,364,745.00	\$6,457,116.21
361	WATERBURY	344 C	151	31-Aug-99	30-Apr-02	\$9,721,550.94	\$0.00	\$0.00	\$750,000.00	\$0.00	\$10,797,352.74	\$21,268,903.68
362	BRISTOL	415 PG	17	29-Oct-99		\$522,500.00	\$0.00	\$0.00	\$0.00	\$0.00	\$0.00	\$522,500.00
363	WETHERSFIELD	380009 C RIV	159	31-Aug-99		\$17,100.00	\$0.00	\$0.00	\$0.00	\$0.00	\$0.00	\$17,100.00
364	STAMFORD	414 D	135	25-Jan-00	30-Jun-00	\$381,812.00	\$0.00	\$0.00	\$0.00	\$0.00	\$3,574,208.37	\$3,956,020.37
365	WOLCOTT	398 PG	166	17-Apr-00		\$25,864.09	\$0.00	\$0.00	\$0.00	\$0.00	\$0.00	\$25,864.09
366	SOUTHINGTON	9913 BNR	131	18-May-00		\$0.00	\$67,600.00	\$0.00	\$0.00	\$0.00	\$0.00	\$67,600.00
367	WALLINGFORD	479 BNR	148	24-Feb-00		\$0.00	\$55,900.00	\$0.00	\$0.00	\$0.00	\$0.00	\$55,900.00
368	NORTH HAVEN	9914 BNR	101	17-Apr-00		\$0.00	\$25,000.00	\$0.00	\$0.00	\$0.00	\$0.00	\$25,000.00
369	BRIDGEPORT	4907 BNR	15	28-Jan-00		\$0.00	\$276,841.61	\$0.00	\$0.00	\$0.00	\$0.00	\$276,841.61
370	BRANFORD	358 C	14	18-May-00	30-Sep-02	\$3,615,925.00	\$0.00	\$0.00	\$0.00	\$0.00	\$20,929,996.75	\$24,545,921.75
371	PORTLAND	340 C	113	31-May-00	31-Jan-01	\$723,351.25	\$143,436.30	\$0.00	\$0.00	\$0.00	\$4,031,639.45	\$4,898,427.00
TOTAL FOR FISCAL YEAR 1999-2000						\$18,775,087.49	\$568,777.91	\$0.00	\$750,000.00	\$0.00	\$45,045,382.31	\$65,139,247.71

Projects Funded by the Clean Water Fund

FY2001 (7/1/00 to 6/30/01)

21014-999

21016-999

21015-40001

21014-40001

21014-40001

21015-42318

Municipality	River Basin	Project Number	CWF Project Number	Town ID	Contract Date	Scheduled Completion Date	State Grant Amount	State LIS Grant Amount	Title VI Federal Direct Loan	Non-SRF CWF State Loan NQ Amount	State Match Title VI Amount	Title VI SRF Revenue Loan Amount	Total SRF Project Funding
372	Cheshire	915 BNR	25	27	27-Sep-00	31-Mar-01	\$0.00	\$51,500.00	\$0.00	\$0.00	\$0.00	\$0.00	\$51,500.00
373	Glastonbury	454 PG	54	05	05-Oct-00	31-Dec-00	\$90,163.00	\$0.00	\$0.00	\$0.00	\$0.00	\$0.00	\$90,163.00
374	Plainfield	417 PG1	109	13	13-Oct-00	31-Mar-01	\$135,075.00	\$0.00	\$0.00	\$0.00	\$0.00	\$0.00	\$135,075.00
375	Suffield	478 PG	139	13	13-Oct-00	30-Sep-01	\$190,088.00	\$0.00	\$0.00	\$0.00	\$0.00	\$0.00	\$190,088.00
376	Greenwich	430 C	57	31	31-Oct-00	31-Oct-99	\$172,169.00	\$0.00	\$0.00	\$0.00	\$0.00	\$708,676.00	\$880,845.00
377	Plymouth	458 PG	111	07	07-Nov-00	31-Oct-00	\$13,750.00	\$0.00	\$0.00	\$0.00	\$0.00	\$0.00	\$13,750.00
378	Ansonia	311 PG2	2	07	07-Nov-00	01-Mar-01	\$64,968.00	\$0.00	\$0.00	\$0.00	\$0.00	\$0.00	\$64,968.00
379	Coventry	461 PG	32	07	07-Nov-00	30-Apr-01	\$58,300.00	\$0.00	\$0.00	\$0.00	\$0.00	\$0.00	\$58,300.00
380	Stratford	366 PG	138	15	15-Nov-00	31-Mar-01	\$199,878.00	\$0.00	\$0.00	\$0.00	\$0.00	\$0.00	\$199,878.00
381	New London	455 PDC	95	22	22-Sep-00	30-Aug-01	\$701,767.00	\$0.00	\$0.00	\$0.00	\$0.00	\$2,014,170.00	\$2,715,937.00
382	Bridgeport	283 PG	15	13	13-Dec-00	30-Nov-00	\$0.00	\$483,945.00	\$0.00	\$0.00	\$0.00	\$0.00	\$483,945.00
383	Woodbridge	434 PG	167	07	07-Dec-00	31-Oct-00	\$43,022.10	\$0.00	\$0.00	\$0.00	\$0.00	\$0.00	\$43,022.10
384	Norwalk	190 CD1	103	15	15-Dec-00	31-Dec-01	\$0.00	\$0.00	\$0.00	\$0.00	\$0.00	\$0.00	\$0.00
385	MDC	405 C		14	14-Dec-00	31-Dec-01	\$1,983,761.70	\$0.00	\$0.00	\$0.00	\$0.00	\$8,163,200.00	\$10,146,961.70
386	MDC	267 C		14	14-Dec-00	30-Sep-02	\$1,235,142.64	\$0.00	\$0.00	\$0.00	\$0.00	\$5,213,045.87	\$6,448,188.51
387	Southbury	477 PG	130	13	13-Dec-00	01-Dec-01	\$0.00	\$126,557.00	\$0.00	\$0.00	\$0.00	\$0.00	\$126,557.00
388	New Milford	292 PG	96	21	21-Dec-00	30-Jun-01	\$0.00	\$105,843.00	\$0.00	\$0.00	\$0.00	\$0.00	\$105,843.00
389	Woodbridge	434 C	167	20	20-Dec-00	31-Jan-01	\$69,038.99	\$0.00	\$0.00	\$0.00	\$0.00	\$312,272.14	\$381,311.13

Projects Funded by the Clean Water Fund

FY2001 (7/1/00 to 6/30/01) - continued

Municipality	River Basin	CWF Project Number	Town ID	Contract Date	Scheduled Completion Date	State Grant Amount	State LIS Grant Amount	Title VI Federal Direct Loan	Non-SRF CWF State Loan NQ Amount	State Match Title VI Amount	Title VI SRF Revenue Loan Amount	Total SRF Project Funding
391	West Haven	346 C	156	30-Jun-03	31-Dec-02	\$188,396.72	\$0.00	\$0.00	\$0.00	\$0.00	\$801,944.68	\$990,341.40
392	Shelton	411 PG	126	28-Sep-00	N/A	\$220,689.00	\$0.00	\$0.00	\$0.00	\$0.00	\$0.00	\$220,689.00
393	Stonington	456 PG	131	26-Jan-01	01-Jun-02	\$0.00	\$277,302.00	\$0.00	\$0.00	\$0.00	\$0.00	\$277,302.00
394	Plainville	432 PG	110	22-Feb-01	01-Mar-01	\$48,889.00	\$0.00	\$0.00	\$0.00	\$0.00	\$0.00	\$48,889.00
395	Litchfield rolled to 499-C	499 D	74	26-Jan-01	31-Mar-01	\$0.00	\$0.00	\$0.00	\$0.00	\$0.00	\$0.00	\$0.00
396	Norwich	349 C	104	07-Feb-01	31-Dec-01	\$840,755.93	\$0.00	\$0.00	\$0.00	\$0.00	\$880,593.57	\$1,721,349.50
397	Waterbury	201 CD1	6900	31-Dec-00	31-Dec-02	\$2,202,111.10	\$0.00	\$0.00	\$0.00	\$0.00	\$1,137,959.08	\$3,340,070.18
398	New London	390 CD1	95	27-Feb-01	31-Dec-00	\$165,215.20	\$0.00	\$0.00	\$0.00	\$0.00	\$700,860.78	\$866,075.98
399	Groton	386 PG1	59	07-Mar-01		\$96,062.00	\$0.00	\$0.00	\$0.00	\$0.00	\$0.00	\$96,062.00
400	West Haven	348 C1	156	28-Feb-01	30-Dec-03	\$1,264,588.71	\$0.00	\$0.00	\$0.00	\$0.00	\$1,728,830.65	\$2,993,419.36
401	Bristol	464 PG	17	10-Apr-01	01-Apr-02	\$0.00	\$223,795.00	\$0.00	\$0.00	\$0.00	\$0.00	\$223,795.00
402	South Windsor	459 PDC	132	12-Apr-01	01-Jul-01	\$209,110.10	\$0.00	\$0.00	\$0.00	\$0.00	\$800,000.00	\$1,009,110.10
403	Cheshire	394 PG	25	23-May-01		\$104,082.00	\$0.00	\$0.00	\$0.00	\$0.00	\$0.00	\$104,082.00
404	Norwalk	190 L1	103	24-Apr-01	01-Jul-01	\$0.00	\$0.00	\$0.00	\$4,930,814.87	\$0.00	\$0.00	\$4,930,814.87
405	Bristol	498 DC	17	20-Jun-01	30-Jun-01	\$339,830.05	\$0.00	\$0.00	\$0.00	\$0.00	\$1,483,380.00	\$1,823,210.05
406	Bristol	415 DC	17	27-Nov-00	30-Jun-01	\$346,894.05	\$0.00	\$0.00	\$0.00	\$0.00	\$1,409,533.19	\$1,756,427.24
407	Bridgeport	409 D	15	03-Apr-01	30-Apr-03	\$581,711.20	\$0.00	\$0.00	\$0.00	\$0.00	\$611,284.90	\$1,192,996.10
						\$11,565,458.49	\$1,269,942.00	\$0.00	\$4,930,814.87	\$0.00	\$25,965,750.86	\$43,731,966.22

TOTAL FOR FISCAL YEAR 2000-2001

Projects Funded by the Clean Water Fund

Municipality	River Basin	CWF Project Number	Town ID	Contract Date	Scheduled Completion Date	State Grant Amount	State LIS Grant Amount	Title VI Federal Direct Loan	Non-SRF CWF State Loan NQ Amount	State Match Title VI Amount	21015-42318		Total SRF Project Funding
											21014-999	21015-40001	
408 Berlin	4600	381 PG1	7	11-Jul-01	31-Mar-99	\$33,550.00	\$0.00	\$0.00	\$0.00	\$0.00	\$0.00	\$0.00	\$33,550.00
409 Point O' Woods		501 PG		05-Jul-01	30-Sep-01	\$70,226.00	\$0.00	\$0.00	\$0.00	\$0.00	\$0.00	\$0.00	\$70,226.00
410 East Hampton		480 C	42	26-Jul-01	31-Dec-01	\$201,571.44	\$0.00	\$0.00	\$0.00	\$0.00	\$503,694.17	\$0.00	\$705,265.61
New Haven [See 463-C and the * below]													
411 Waterbury		463 C1	93	17-Jul-01	31-Jan-04	\$10,073,288.11	\$0.00	\$0.00	\$0.00	\$0.00	\$11,236,715.91	\$0.00	\$21,310,004.02
412 MDC		361 C	151	24-Aug-01	30-Apr-03	\$1,057,559.77	\$0.00	\$0.00	\$0.00	\$0.00	\$2,953,070.35	\$0.00	\$4,010,630.12
413 Stamford		484 C		30-Oct-01	31-Dec-02	\$1,968,392.17	\$0.00	\$0.00	\$0.00	\$0.00	\$2,168,791.99	\$0.00	\$4,137,184.16
414 New Britain		414 C	136	21-Dec-01	31-Aug-05	\$8,035,157.45	\$15,626,407.00	\$0.00	\$0.00	\$0.00	\$73,561,480.55	\$0.00	\$97,223,045.00
415 Middletown		400 DC	89	11-Jan-02	31-Jan-03	\$578,186.10	\$0.00	\$0.00	\$0.00	\$0.00	\$2,317,895.80	\$0.00	\$2,896,081.90
416 Bridgeport		487 PG	83	Feb. 15, 02	Feb. 28, 03	\$0.00	\$54,175.00	\$0.00	\$0.00	\$0.00	\$0.00	\$0.00	\$54,175.00
417 Litchfield		372 CD2	15	Mar. 11, 02	Mar. 31, 03	\$1,186,483.85	\$0.00	\$0.00	\$0.00	\$0.00	\$649,569.97	\$0.00	\$1,836,053.82
418 Greenwich		499 C	74	28-Mar-02	31-Jul-03	\$1,076,058.36	\$0.00	\$0.00	\$0.00	\$0.00	\$4,595,197.56	\$0.00	\$5,671,255.92
419 MDC-Weth. Cove		364 C	57	Jan. 15, 02	31-Dec-03	\$1,578,306.09	\$0.00	\$0.00	\$0.00	\$0.00	\$8,671,619.50	\$0.00	\$10,249,925.59
420 Milford		451 C	159	15-Apr-02	30-Jun-04	\$3,959,892.68	\$0.00	\$0.00	\$0.00	\$0.00	\$3,987,009.88	\$0.00	\$7,946,902.56
421 Ledyard		502 PG	84	13-Mar-02	1-Aug-02	\$0.00	\$311,850.00	\$0.00	\$0.00	\$0.00	\$0.00	\$0.00	\$311,850.00
422 Sharon		505 PG	72	03-May-02	1-May-02	\$0.00	\$36,438.00	\$0.00	\$0.00	\$0.00	\$0.00	\$0.00	\$36,438.00
423 Farmington		506 PG	125	20-May-02	30-Apr-03	\$0.00	\$77,550.00	\$0.00	\$0.00	\$0.00	\$0.00	\$0.00	\$77,550.00
424 South Windsor		440 PG	52	11-Apr-02	1-Jul-02	\$0.00	\$48,886.00	\$0.00	\$0.00	\$0.00	\$0.00	\$0.00	\$48,886.00
425 Naugatuck		503 PG	132	01-Apr-02	1-Aug-02	\$0.00	\$132,000.00	\$0.00	\$0.00	\$0.00	\$0.00	\$0.00	\$132,000.00
426 Portland		555 PG	88	20-Jun-02	31-May-02	\$0.00	\$26,950.00	\$0.00	\$0.00	\$0.00	\$0.00	\$0.00	\$26,950.00
427 Bristol		340 1C	113	NO IFO	31-Dec-02	\$206,813.38	\$0.00	\$0.00	\$0.00	\$0.00	\$0.00	\$0.00	\$206,813.38
428		504 C	17	30-Jun-03	31-Dec-02	\$358,357.28	\$0.00	\$0.00	\$0.00	\$0.00	\$1,488,101.08	\$0.00	\$1,846,458.36
TOTAL FOR FISCAL YEAR 2001-2002						\$30,383,842.68	\$16,314,256.00	\$0.00	\$0.00	\$0.00	\$112,133,146.76	\$0.00	\$158,831,245.44

* Effective 5/31/06; GNHWP/CA

* Total Project Funding is the sum of 463-C & 463-C1

Projects Funded by the Clean Water Fund

FY 2003 (7/1/02 to 6/30/03)

21014-999 21016-999 21015-40001 21014-40001 21014-40001 21015-42318

Municipality	River Basin	CWF Project Number	Town ID	Contract Date	Scheduled Completion Date	State Grant Amount	State LIS Grant Amount	Title VI Federal Direct Loan	Non-SRF CWF State Loan NQ Amount	State Match Title VI Amount	Title VI SRF Revenue Loan Amount	LISRA Grants	Total SRF Project Funding
429 Windsor Locks*		436 PDC	165	26-Nov-02	31-May-02	\$635,136.00	\$0.00	\$0.00	\$0.00	\$0.00	\$1,715,669.00		\$2,350,805.00
430 Stafford*		558 PG	134	28-Oct-02	30-Sep-02	\$0.00	\$44,000.00	\$0.00	\$0.00	\$0.00	\$0.00		\$44,000.00
431 Salisbury		193 PDC	122	NA	1-Jul-02	\$57,251.00	\$0.00	\$0.00	\$0.00	\$0.00	\$0.00		\$57,251.00
432 Bridgeport*		416 C	15	31-Jul-02	23-Jul-03	\$1,376,309.48	\$0.00	\$0.00	\$0.00	\$0.00	\$3,384,910.66		\$4,761,220.14
433 Plainfield		417 C	109	17-Jan-03	30-Nov-03	\$355,224.12	\$0.00	\$0.00	\$0.00	\$0.00	\$1,606,152.00		\$1,961,376.12
434 Bristol		562 C	17	20-Feb-03	30-Nov-03	\$165,015.00	\$0.00	\$0.00	\$0.00	\$0.00	\$683,527.00		\$868,542.00
435 New Britain		488 C	89	24-Feb-03	30-May-04	\$681,388.18	\$0.00	\$0.00	\$0.00	\$0.00	\$2,695,514.85		\$3,376,903.03
436 Farmington		517 PG	52	NA	31-Jan-03	\$0.00	\$28,125.00	\$0.00	\$0.00	\$0.00	\$0.00		\$28,125.00
437 Middletown		362 C	83	24-Apr-03	30-Jun-05	\$1,224,506.01	\$0.00	\$0.00	\$0.00	\$0.00	\$1,574,008.06		\$2,798,514.07
438 Killingly*		524 PG	69	NA	01-Aug-04	\$0.00	\$96,355.00	\$0.00	\$0.00	\$0.00	\$0.00	\$96,355.00	\$192,690.00
439 Plainville*		542 PG	110	NA	1-Apr-03	\$0.00	\$110,500.00	\$0.00	\$0.00	\$0.00	\$0.00	\$77,500.00	\$188,000.00
TOTAL FOR FISCAL YEAR 2002-2003						\$4,494,829.79	\$278,980.00	\$0.00	\$0.00	\$0.00	\$11,669,781.57	\$173,835.00	\$16,617,426.36

* Nitrogen Removal Projects

Projects Funded by the Clean Water Fund

FY 2004 (7/1/03 to 6/30/04)

21014-999 21016-999

21015-40001 21014-40001

21015-42318

Municipality	River Basin	CWF Project Number	Town ID	Contract Date	Scheduled Completion Date	State Grant Amount	State LIS Grant Amount	Title VI Federal Direct Loan	Non-SRF CWF State Loan NQ Amount	State Match Title VI Amount	Title VI SRF Revenue Loan Amount	LISRA - Title VI Federal Grant	Total SRF Project Funding
440 MDC	Connecticut	508 PG		18-Jul-03	30-Jun-03	0	\$149,348.00	0	0	0	0	\$128,966.00	\$278,254.00
441 New Hartford	Farmington	560 PG	92	24-Jul-03	30-Sep-03	\$45,161.00	\$0.00	\$0.00	\$0.00	\$0.00	\$0.00	\$0.00	\$45,161.00
442 Ansonia	Naugatuck	554 PG	2	30-Jul-03	01-Jul-04	\$0.00	\$198,925.00	\$0.00	\$0.00	\$0.00	\$0.00	\$120,000.00	\$318,925.00
443 Torrington	Naugatuck	546 PG	143	30-Jul-03	01-Jul-04	\$0.00	\$101,172.00	\$0.00	\$0.00	\$0.00	\$0.00	\$101,172.00	\$202,344.00
444 Meriden	Quinnipiac	382 PG	80	30-Jul-03	01-Aug-03	\$0.00	\$253,562.00	\$0.00	\$0.00	\$0.00	\$0.00	\$82,997.00	\$336,559.00
445 Windham	Thames	551 PG	163	30-Jul-03	31-Mar-04	\$0.00	\$169,063.00	\$0.00	\$0.00	\$0.00	\$0.00	\$85,525.00	\$254,588.00
446 New Haven (see amend FY05)	Quinnipiac	563 DC	93	15-Aug-03	31-Aug-05	\$0.00	\$0.00	\$0.00	\$0.00	\$0.00	\$0.00	\$0.00	\$0.00
447 Putnam	Thames	449 PG	116	2-Sep-03	1-Apr-04	\$0.00	\$59,955.00	\$0.00	\$0.00	\$0.00	\$0.00	\$59,955.00	\$119,910.00
448 West Haven	Quinnipiac	549 PG	156	2-Sep-03	31-Dec-03	\$0.00	\$303,266.00	\$0.00	\$0.00	\$0.00	\$0.00	\$239,260.00	\$542,526.00
449 Norwich	Thames	448 PG	104	3-Dec-03	1-Jul-04	\$0.00	\$117,821.00	\$0.00	\$0.00	\$0.00	\$0.00	\$117,821.00	\$235,642.00
450 Winchester	Farmington	553 PG	162	30-Oct-03	1-Jul-04	\$0.00	\$23,250.00	\$0.00	\$0.00	\$0.00	\$0.00	\$23,250.00	\$46,500.00

Projects Funded by the Clean Water Fund

FY 2004 (7/1/03 to 6/30/04) continued

21014-999 21016-999 21015-40001 21014-40001 21014-40001 21015-42318

Municipality	River Basin	CWF Project Number	Town ID	Contract Date	Scheduled Completion Date	State Grant Amount	State LIS Grant Amount	Title VI Federal Direct Loan	Non-SRF CWF State Loan NQ Amount	State Match Title VI Amount	Title VI SRF Revenue Loan Amount	LISRA - Title VI Federal Grant	Total SRF Project Funding
451 Stafford	Thames	194 PG	134	18-Nov-03	1-Oct-04	\$0.00	\$57,410.00	\$0.00	\$0.00	\$0.00	\$0.00	\$57,410.00	\$114,820.00
452 Plainfield	Thames	191 PG	109	22-Dec-03	1-Nov-04	\$0.00	\$24,500.00	\$0.00	\$0.00	\$0.00	\$0.00	\$24,500.00	\$49,000.00
Abbey of Regina													
453 Lauds	Housatonic	380024 C RIV		22-Dec-03		\$50,000.00	\$0.00	\$0.00	\$0.00	\$0.00	\$0.00	\$0.00	\$50,000.00
454 West Haven	Quinnipiac	346 CD1	156	10-Dec-03	30-Jun-04	\$0.00	\$0.00	\$0.00	\$0.00	\$0.00	\$0.00	\$0.00	\$0.00
455 West Haven	Quinnipiac	348 CD1	156	30-Dec-04	31-Mar-06	\$415,101.29	\$0.00	\$0.00	\$0.00	\$0.00	\$617,707.40	\$0.00	\$1,032,808.69
456 Norwalk	Gold Coast	190 CD1	103	30-Dec-03	30-Jun-04	\$1,581,833.00	\$0.00	\$0.00	\$0.00	\$0.00	\$1,830,186.54	\$0.00	\$3,412,019.54
457 Sprague	Thames	564 PG	133	6-Jan-04	1-Aug-04	\$0.00	\$36,572.00	\$0.00	\$0.00	\$0.00	\$0.00	\$36,572.00	\$73,144.00
Norfolk Sewer													
458 District	Housatonic	565 PG	721	22-Mar-04	1-Mar-05	\$88,135.00	\$0.00	\$0.00	\$0.00	\$0.00	\$0.00	\$0.00	\$88,135.00
Woodridge Lake													
459 Sewer District	Housatonic	519 PG	720	22-Mar-04	31-Jul-04	\$0.00	\$94,302.00	\$0.00	\$0.00	\$0.00	\$0.00	\$0.00	\$94,302.00
460 Coventry	Thames	461 DC	32	22-Dec-02	30-Jun-07	\$1,598,358.54	\$0.00	\$0.00	\$0.00	\$0.00	\$6,263,436.66	\$0.00	\$7,861,795.20
461 Danbury	Housatonic	515 PG	34	16-Apr-04	1-Feb-05	\$23,100.00	\$0.00	\$0.00	\$0.00	\$0.00	\$0.00	\$0.00	\$23,100.00
462 Manchester	Connecticut	380017-1 River	77	16-Apr-04		\$60,738.24	\$0.00	\$0.00	\$0.00	\$0.00	\$0.00	\$0.00	\$60,738.24
463 Bridgeport	Gold Coast	559 C	15	22-Dec-03	30-Jun-05	\$308,829.00	\$0.00	\$0.00	\$0.00	\$0.00	\$1,260,316.00	\$0.00	\$1,569,145.00
TOTAL FOR FISCAL YEAR 2003-2004						\$4,171,256.07	\$1,589,148.00	\$0.00	\$0.00	\$0.00	\$9,971,646.60	\$1,077,368.00	\$16,809,418.67

Projects Funded by the Clean Water Fund

FY 2005 (7/1/04 to 6/30/05)

21014-999 21016-999 21015-40001 21014-40001 21014-40001 21015-42318

Municipality	CWF Project Number	Town ID	Contract Date	Scheduled Completion Date	State Grant Amount	State LIS Grant Amount	Title VI Federal Direct Loan	Non-SRF CWF State Loan NQ Amount	State Match Title VI Amount	Title VI SRF Revenue Loan Amount	LISRA - Title VI Federal Grant	Total SRF Project Funding
464 New Haven	509 PG	93	12-Jul-04	1-Jul-04	\$0.00	\$79,500.00	\$0.00	\$0.00	\$0.00	\$0.00	\$79,500.00	\$159,000.00
Waterbury FY 06-07												
465 #513 for adj.	351 CD1	151	19-Aug-04	31-May-05	\$366,279.22	\$0.00	\$0.00	\$0.00	\$0.00	\$1,340,976.53	\$0.00	\$1,707,255.75
466 Mattabassett District	567 PG	556	2-Sep-04	1-Mar-05	\$0.00	\$259,472.00	\$0.00	\$0.00	\$0.00	\$0.00	\$259,472.00	\$518,944.00
467 Deep River	500 C	36	30-Jul-04	30-Apr-06	\$1,125,000.00	\$0.00	\$0.00	\$0.00	\$0.00	\$3,375,000.00	\$0.00	\$4,500,000.00
468 Stratford	366 D	138	2-Sep-04	30-Jun-05	\$0.00	\$416,418.00	\$0.00	\$0.00	\$0.00	\$1,297,068.00	\$1,713,486.00	\$3,426,972.00
469 South Windsor	109 CSL	132	23-Sep-04	31-May-05	\$0.00	\$0.00	\$0.00	\$0.00	\$0.00	\$402,727.00	\$0.00	\$402,727.00
470 Bridgeport	409 C	15	10-Sep-04	31-Jul-06	\$1,886,749.00	\$0.00	\$0.00	\$0.00	\$0.00	\$1,911,749.00	\$0.00	\$3,798,498.00
471 Waterbury	201 CD2	151	28-Oct-04	31-Jul-07	\$2,022,647.05	\$0.00	\$0.00	\$0.00	\$0.00	\$3,438,594.17	\$0.00	\$5,461,241.22
New Haven (eff. 5/31/06: GNNWPCA)												
472 New Haven	563 C1	93	2-Nov-04	31-Aug-05	\$8,861,757.50	\$0.00	\$0.00	\$0.00	\$0.00	\$8,991,757.50	\$0.00	\$17,823,515.00
473 East Hampton	556 PG	42	16-Dec-04	1-Feb-05	\$77,880.00	\$0.00	\$0.00	\$0.00	\$0.00	\$0.00	\$0.00	\$77,880.00
474 West Haven	346 CD2	156	30-Dec-04	30-Nov-06	\$208,603.28	\$0.00	\$0.00	\$0.00	\$0.00	\$801,055.32	\$0.00	\$1,009,658.60
475 Milford	502 D	84	31-Jan-05	30-Sep-05	\$803,475.00	\$0.00	\$0.00	\$0.00	\$0.00	\$2,561,525.00	\$0.00	\$3,365,000.00
476 New Haven	463 CD1	93	31-Jan-05	30-Nov-05	\$1,924,276.89	\$0.00	\$0.00	\$0.00	\$0.00	\$957,546.09	\$0.00	\$2,881,822.98
477 Simsbury	392 C	128	10-Feb-05	30-Sep-07	\$6,788,572.00	\$0.00	\$0.00	\$0.00	\$0.00	\$20,051,511.00	\$0.00	\$26,840,083.00

Projects Funded by the Clean Water Fund

FY 2005 (7/1/04 to 6/30/05) continued

21014-599 21016-599 21015-40001 21014-40001 21014-40001 21015-42318

Municipality	CWF Project Number	Town ID	Contract Date	Scheduled Completion Date	State Grant Amount	State LIS Grant Amount	Title VI Federal Direct Loan	Non-SRF CWF State Loan NQ Amount	State Match Title VI Amount	Title VI SRF Revenue Loan Amount	LISRA - Title VI Federal Grant	Total SRF Project Funding
Jewett City FY 06-07												
478	#514 for adj.	58	21-Apr-05	31-Mar-05	\$3,134,900.00	\$0.00	\$0.00	\$0.00	\$0.00	\$1,702,090.00	\$0.00	\$14,835,990.00
479	Windsor Locks	165	13-May-05	1-Jun-06	\$191,600.00	\$0.00	\$0.00	\$0.00	\$0.00	\$0.00	\$150,590.00	\$342,190.00
480	Thompson	141	13-May-05	31-Mar-06	\$54,781.00	\$0.00	\$0.00	\$0.00	\$0.00	\$0.00	\$54,781.00	\$109,562.00
481	West Haven	166	29-Apr-05	31-Dec-05	\$9,425.00	\$0.00	\$0.00	\$0.00	\$0.00	\$0.00	\$0.00	\$9,425.00
482	Stafford	134	13-May-05	31-Dec-05	\$9,750.00	\$0.00	\$0.00	\$0.00	\$0.00	\$0.00	\$9,750.00	\$19,500.00
483	Norwich	104	27-Jun-05	31-Dec-05	\$101,092.00	\$0.00	\$0.00	\$0.00	\$0.00	\$0.00	\$0.00	\$101,092.00
484	Sprague	133	29-Apr-05	31-Dec-05	\$51,891.00	\$0.00	\$0.00	\$0.00	\$0.00	\$0.00	\$0.00	\$51,891.00

Total Fiscal Year 04-05 \$20,830,105.94 \$755,390.00 \$0.00 \$36,750,088.61 \$2,267,579.00 \$60,603,164.55

Projects Funded by the Clean Water Fund

FY 2006 (7/1/05 to 6/30/06)

2/10/4-999 2/10/6-999 2/10/5-40001 2/10/4-40001 2/10/5-42318

Municipality	CWF Project Number	Town ID	Contract Date	Scheduled Completion Date	State Grant Amount	State LIS Grant Amount	Title VI Federal Direct Loan	Non-SRF CWF State Loan NQ Amount	State Match Title VI Amount	Title VI SRF Revenue Loan Amount	LISRA - Title VI Federal Grant	Total SRF Project Funding
485 Cheshire	481 C	25	07-Jul-05	31-Mar-07	\$2,223,550.57	\$0.00	\$0.00	\$0.00	\$0.00	\$5,226,439.43	\$0.00	\$7,450,000.00
486 Ansonia	311.00 C	2	13-Jul-05	30-Sep-06	\$913,668.00	\$0.00	\$0.00	\$0.00	\$0.00	\$5,319,961.00	\$0.00	\$6,233,629.00
487 Plainville	542 D	110	18-Jul-05	31-Mar-06	\$219,648.00	\$0.00	\$0.00	\$0.00	\$0.00	\$733,677.00	\$953,325.00	\$1,906,650.00
488 Westport	550 C	158	19-Jul-05	1-Sep-08	\$8,214,359.00	\$0.00	\$0.00	\$0.00	\$0.00	\$29,308,888.00	\$0.00	\$37,523,238.00
489 Marlborough	210 D	79	13-Jul-05	31-Jan-06	\$241,654.00	\$0.00	\$0.00	\$0.00	\$0.00	\$972,951.00	\$0.00	\$1,214,655.00
490 Old Saybrook	116 PG1	106	01-Aug-05	31-Dec-06	\$132,931.21	\$0.00	\$0.00	\$0.00	\$0.00	\$0.00	\$0.00	\$132,931.21
491 Wallingford	479 C	148	11-Aug-05	1-Aug-05	\$868,287.20	\$0.00	\$0.00	\$0.00	\$0.00	\$2,187,091.80	\$0.00	\$3,055,389.00
492 Windham	551 D	163	29-Sep-05	31-Jan-07	\$189,854.00	\$0.00	\$0.00	\$0.00	\$0.00	\$789,646.00	\$989,500.00	\$1,979,000.00
493 Branford	138 CSL	14	18-Jan-06	1-Feb-07	\$0.00	\$0.00	\$0.00	\$0.00	\$0.00	\$7,442,287.00	\$0.00	\$7,442,287.00
494 Bridgeport	572 C	15	31-Jan-06	31-Jan-06	\$154,082.27	\$0.00	\$0.00	\$0.00	\$0.00	\$624,067.02	\$0.00	\$778,159.29
495 Meriden	382 D	80	01-Feb-06	1-Oct-06	\$229,314.00	\$0.00	\$0.00	\$0.00	\$0.00	\$760,419.50	\$989,733.50	\$1,979,467.00
496 South Windsor	135 CSL	132	01-Feb-06	1-Jul-06	\$0.00	\$0.00	\$0.00	\$0.00	\$0.00	\$1,569,370.00	\$0.00	\$1,569,370.00
497 Orange	437 PG	107	23-Feb-06	1-Aug-05	\$11,550.00	\$0.00	\$0.00	\$0.00	\$0.00	\$0.00	\$0.00	\$11,550.00
498 Manchester	526 C	77	23-Feb-06	1-May-06	\$237,612.00	\$0.00	\$0.00	\$0.00	\$0.00	\$0.00	\$0.00	\$237,612.00
499 Milford	111 CSL	84	28-Feb-06	31-Jan-07	\$0.00	\$0.00	\$0.00	\$0.00	\$0.00	\$2,050,307.00	\$0.00	\$2,050,307.00
500 Stratford	105 CSL	138	09-Mar-06	31-Jan-07	\$0.00	\$0.00	\$0.00	\$0.00	\$0.00	\$1,964,400.00	\$0.00	\$1,964,400.00

Projects Funded by the Clean Water Fund

FY 2006 (7/1/05 to 6/30/06) continued

21014-999 21016-999 21015-40001 21014-40001 21014-40001 21015-42318

Municipality	CFW Project Number	Town ID	Contract Date	Scheduled Completion Date	State Grant Amount	State LIS Grant Amount	Title VI Federal Direct Loan	Non-SRF CWF State Loan NQ Amount	State Match Title VI Amount	Title VI SRF Revenue Loan Amount	LISRA - Title VI Federal Grant	Total SRF Project Funding
501 North Haven	489 C	101	20-Apr-06	30-Apr-06	\$355,817.83	\$0.00	\$0.00	\$0.00	\$0.00	\$889,771.54	\$0.00	\$1,245,589.37
502 Bristol	464 C	17	20-Apr-06	31-Mar-06	\$201,525.00	\$0.00	\$0.00	\$0.00	\$0.00	\$470,225.00	\$29,250.00	\$701,000.00
503 Shelton	165 C	126	27-Apr-06	31-Aug-08	\$4,664,340.70	\$0.00	\$0.00	\$0.00	\$0.00	\$16,907,635.65	\$0.00	\$21,571,976.35
504 New Britain	583 C	89	28-Apr-06	31-Jan-07	\$290,084.00	\$0.00	\$0.00	\$0.00	\$0.00	\$1,491,011.00	\$0.00	\$1,781,095.00
505 Killingly	524 PG1	69	03-May-06	30-Jun-06	\$84,440.00	\$0.00	\$0.00	\$0.00	\$0.00	\$0.00	\$0.00	\$84,440.00
506 Cheshire	112 CSL	25	22-May-06	31-Mar-07	\$0.00	\$0.00	\$0.00	\$0.00	\$0.00	\$1,568,900.00	\$0.00	\$1,568,900.00
507 Winchester	553 C	162	19-Jun-06	31-Jan-07	\$294,086.40	\$0.00	\$0.00	\$0.00	\$0.00	\$714,801.60	\$0.00	\$1,008,888.00
508 MDC	576 C	550	29-Jun-06	30-Jun-07	\$5,975,902.00	\$0.00	\$0.00	\$0.00	\$0.00	\$6,126,413.00	\$0.00	\$12,102,315.00
509 MDC	142 CSL	550	29-Jun-06	29-Feb-08	\$0.00	\$0.00	\$0.00	\$0.00	\$0.00	\$6,200,000.00	\$0.00	\$6,200,000.00
Bridgeport (see FY 04 #463)	559 C	15	22-Dec-03	30-Jun-05	-\$3,978.90	\$0.00	\$0.00	\$0.00	\$0.00	-\$24,125.59	\$0.00	-\$28,104.49
Waterbury (see FY 05 #465)	351 CD1	151	19-Aug-04	31-May-05	-\$77,283.60	\$0.00	\$0.00	\$0.00	\$0.00	-\$797,154.13	\$0.00	-\$874,437.73
Jewett City (see FY 05 #478)	443 C	58	21-Apr-05	31-Mar-05	\$0.00	\$0.00	\$0.00	\$0.00	\$0.00	-\$3,530,083.59	\$0.00	-\$3,530,083.59
Total Fiscal Year 05-06					\$25,431,493.68	\$0.00	\$0.00	\$0.00	\$0.00	\$88,966,920.23	\$2,961,808.50	\$117,360,222.41

Projects Funded by the Clean Water Fund

FY 2007 (7/01/06 to 6/30/07)

21014-999

21015-40001

21014-40001

21015-40001

21015-42318

(For FY03 and on)

Municipality	CWF Project Number	Town ID	Contract Date	Scheduled Completion Date	State Grant Amount	Title VI Federal Direct Loan	Non-SRF CWF State Loan NQ Amount	State Match Title VI Amount	Title VI SRF Revenue Loan Amount	L.I.S.R.A. - Title VI Federal Grant Amount	Total SRF Project Funding
New Project Agreements (IFOs)											
Bridgeport	102 CSL	15	7/12/06	2/28/09					\$ 4,973,000.00	\$	\$ 4,973,000.00
511 Suffield	478 C	139	7/27/06	9/30/07	\$ 1,246,975.00				\$	\$	\$ 1,246,975.00
512 MDC Hartford	160 C	550	9/5/06	6/30/07	\$ 4,341,442.00				\$ 4,577,758.00	\$	\$ 8,919,200.00
513 Milford	532 C	84	10/23/06	5/31/09	\$ 4,081,296.25				\$ 15,926,703.75	\$	\$ 20,008,000.00
514 Burlington	513 C	20	9/28/06	8/31/07	\$ 716,250.00				\$ 2,183,750.00	\$	\$ 2,900,000.00
515 Bridgeport	575 C	15	9/29/06	3/31/08	\$ 2,321,468.64				\$ 3,038,718.64	\$	\$ 5,360,187.28
516 Beacon Falls	591 C	6	10/26/06	9/30/06	\$ 83,389.00				\$ 343,555.99	\$	\$ 426,944.99
517 Stratford	366 C	138	9/28/06	6/30/09	\$ 8,146,418.00				\$ 24,487,068.00	\$ 1,713,486.00	\$ 34,346,972.00
518 Ansonia	554 D	2	11/13/06	4/1/08	\$ 263,215.66				\$ 988,682.34	\$ 1,251,898.00	\$ 2,503,796.00
519 Naugatuck	175 CSL	88	12/15/06	6/30/07					\$ 472,000.00	\$	\$ 472,000.00
520 Shelton	104 CSL	126	1/25/07	11/30/07					\$ 2,590,293.00	\$	\$ 2,590,293.00
Point-O-Woods											
521 Assoc.	501 D	0788	1/12/07	7/1/08	\$ 167,616.00				\$	\$	\$ 167,616.00
522 Branford	139 CSL	14	3/22/07	12/1/07					\$ 708,324.00	\$	\$ 708,324.00
Greater New Haven											
523 WPCA	581 C	5120	5/9/07	12/31/08	\$ 5,117,983.50				\$ 5,303,016.50	\$	\$ 10,421,000.00
524 West Haven	549 D	156	5/15/07	7/1/08	\$ 405,260.97				\$ 1,246,561.03	\$ 1,235,852.00	\$ 2,887,674.00
525 Plainville	183 CSL	110	6/27/07	10/1/08					\$ 2,500,000.00	\$	\$ 2,500,000.00
526 Groton	386 C	59	6/20/07	5/1/09	\$ 5,875,000.00				\$ 9,361,766.00	\$	\$ 15,236,766.00
527 Winchester	553 C	162							\$	\$ 44,200.00	\$ 44,200.00
Total New IFOs											\$ 118,232,948.27

Projects Funded by the Clean Water Fund

FY 2007 (7/01/06 to 6/30/07) continued

21014-999 21014-40001 21014-40001 21015-42318 (For FY03 and on)

Municipality	CPF Project Number	Town ID	Contract Date	Scheduled Completion Date	State Grant Amount	Title VI Federal Direct Loan	Non-SRF CWF State Loan NQ Amount	State Match Title VI Amount	Title VI SRF Revenue Loan Amount	L.S.R.A. - Title VI Federal Grant Amount	Total SRF Project Funding
466 Mattabasset	567 PG	556	9/2/04	3/1/05						237,638.73 \$	237,638.73
442 Ansonia	554 PG	2	7/30/03	7/1/04						117,252.01 \$	117,252.01
438 Killingly	524 PG	69	NA	8/1/04						96,355.00 \$	96,355.00
481 West Haven	549 PG	156	9/2/03	12/31/03						219,060.69 \$	219,060.69
444 Meriden	382 PG	80	7/30/03	8/1/03						82,977.00 \$	82,977.00
450 Winchester	553 PG	162	10/30/03	7/1/04						22,500.00 \$	22,500.00
445 Windham	551 PG	163	7/30/03	3/31/04						74,813.00 \$	74,813.00
467 Deep River	500 C	36	7/30/04	4/30/06	1,099,382.97 \$				3,375,000.00 \$		4,474,382.97
475 Milford	502 D	84	9/28/06	9/30/05	759,499.99 \$				2,409,307.64 \$		3,168,807.63
470 Bridgeport	409 C	15	10/31/06	7/31/06	1,886,688.10 \$				1,911,687.55 \$		3,798,375.65
455 West Haven	348 CD1	156	9/29/06	3/31/06	189,324.39 \$				617,707.39 \$		807,031.78
471 Waterbury	201 CD2	151	6/30/07	7/31/07	73,635.74 \$				225,958.82 \$		299,594.56
472 Greater New Haven V	563 DIC	93	1/31/07	1/31/06	8,861,757.50 \$				8,961,757.50 \$		17,823,515.00
474 West Haven	346 CD2	156	5/31/07	11/30/06	208,603.28 \$				801,055.32 \$		1,009,658.60
479 Windsor Locks	393 PG	165	5/13/05	6/1/06	246,390.00 \$					95,800.00 \$	342,190.00
487 Plainville	542 D	110	9/28/06	3/31/06	219,648.00 \$				727,351.91 \$	946,999.91 \$	1,893,999.82
493 Branford	138 CSL	14	1/31/07	2/1/07					6,163,287.00 \$		6,163,287.00
496 South Windsor	135 CSL	132	12/28/06	7/1/06					1,568,029.21 \$		1,568,029.21

Total of Amendments to Existing Project Agreements (including PLOs) \$ 13,544,929.97 \$ - \$ - \$ 26,761,142.34 \$ 1,893,396.34 \$ 42,199,468.65

Projects Funded by the Clean Water Fund

FY 2007 (7/1/06 to 6/30/07) continued

21014-999 40001 21014-40001 21015-40001 21015-42318 (For FY03 and on)

Municipality	CWF Project Number	Town ID	Contract	Date	Scheduled Completion Date	State Grant Amount	Title VI Federal Direct Loan	Non-SRF CWF State Loan NQ Amount	State Match Title VI Amount	Title VI SRF Revenue Loan Amount	L.I.S.R.A. - Title VI Federal Grant Amount	Total SRF Project Funding
Analysis of changes to Amended Project Agreements including Rollovers												
468 Stratford	366 D	138	7/18/05		3/31/06	\$ (416,418.00)			\$	(1,297,068.00)	(1,713,486.00)	(3,426,972.00)
466 Mattabassett	567 PG	556	9/2/04		3/1/05						(259,472.00)	(259,472.00)
442 Ansonia	554 PG	2	7/30/03		7/1/04						(120,000.00)	(120,000.00)
438 Killingly	524 PG	69	NA		8/1/04						(96,335.00)	(96,335.00)
481 West Haven	549 PG	156	9/2/03		12/31/03						(239,260.00)	(239,260.00)
444 Meriden	382 PG	80	7/30/03		8/1/03						(82,997.00)	(82,997.00)
460 Winchester	553 PG	162	10/30/03		7/1/04						(23,250.00)	(23,250.00)
445 Windham	551 PG	163	7/30/03		3/31/04						(85,525.00)	(85,525.00)
475 Millford	502 D	84	1/31/05		9/30/05	(803,475.00)				(2,561,525.00)		(3,365,000.00)
467 Deep River	500 C	36	7/30/04		4/30/06	(1,125,000.00)				(3,375,000.00)		(4,500,000.00)
470 Bridgeport	409 C	15	9/16/04		7/31/06	(1,886,749.00)				(1,911,749.00)		(3,798,498.00)
455 West Haven	348 CD1	156	12/30/04		3/31/06	(415,101.29)				(617,707.40)		(1,032,808.69)
471 Waterbury	201 CD2	151	10/28/04		7/31/07	(2,022,647.05)				(3,438,594.17)		(5,461,241.22)
472 Greater New Haven V	563 D/C	93	11/2/04		8/31/05	(8,861,757.50)				(8,961,757.50)		(17,823,515.00)
474 West Haven	346 CD2	156	12/30/04		11/30/06	(208,603.28)						(1,009,658.60)
479 Windsor Locks	393 PG	165	5/13/05		6/1/06	(191,600.00)					(150,590.00)	(342,190.00)
487 Plainville	542 D	110	7/18/05		3/31/06	(219,648.00)				(733,677.00)	(953,325.00)	(1,906,650.00)
493 Branford	138 CSL	14	1/18/06		2/1/07					(7,442,287.00)		(7,442,287.00)
496 South Windsor	135 CSL	132	2/1/06		7/1/06					(1,569,370.00)		(1,569,370.00)
Total of changes to Amended Project Agreements						\$ (16,150,999.12)	\$ -	\$ -	\$ -	(32,709,790.39)	(3,724,240.00)	(52,585,029.51)
Grand Total New IFOs and Amendments to Existing Agreements						\$ 30,160,245.87	\$ -	\$ -	\$ -	75,272,549.20	2,414,582.34	107,847,387.41

State of Connecticut - Department of Environmental Protection
 Projects Funded by the Clean Water Fund

FY 07-08	Municipality	CWF Project Number	Town ID	IFO/PLO/Amendment Date (Closing Date)	Scheduled Completion Date	State Grant Amount	21014-999	21016-999	21015-40001	21014-40001	21015-40001	21015-42318 (For FY03 and on)			
												Title VI Federal Direct Loan	Non-SRF CWF State Loan NQ Amount	State Match Title VI Amount	Title VI SRF Revenue Loan Amount
New Project Agreements (IFOs)															
	Greater New Haven														
528	WPCA	206	CSL	5120	8/2/07	11/30/08	\$ -	\$ -	\$ -	\$ -	\$ -	\$ -	\$ 4,000,000.00	\$ -	\$ 4,000,000.00
529	MDC	149	CSL	550	11/1/07	9/30/08	\$ -	\$ -	\$ -	\$ -	\$ -	\$ -	\$ 12,710,000.00	\$ -	\$ 12,710,000.00
530	MDC	508	C	550	11/1/07	10/31/07	\$ 537,096.00	\$ -	\$ -	\$ -	\$ -	\$ -	\$ 1,352,326.00	\$ -	\$ 1,889,422.00
531	MDC	520	C	550	12/14/07	9/30/08	\$ 2,058,638.10	\$ -	\$ -	\$ -	\$ -	\$ -	\$ 4,837,463.20	\$ -	\$ 6,896,101.30
532	MDC	521	C	550	12/14/07	3/31/08	\$ 4,284,558.85	\$ -	\$ -	\$ -	\$ -	\$ -	\$ 4,240,339.85	\$ -	\$ 8,524,898.70
533	Bridgeport	452	C	15	3/7/08	5/31/10	\$ 2,646,000.00	\$ -	\$ -	\$ -	\$ -	\$ -	\$ 2,687,000.00	\$ -	\$ 5,333,000.00
534	Meriden	382	C	80	3/31/08	5/31/10	\$ 10,186,837.16	\$ -	\$ -	\$ -	\$ -	\$ -	\$ 33,342,761.94	\$ -	\$ 43,529,599.10
535	Canton	155	CSL	23	4/21/08	7/1/09	\$ -	\$ -	\$ -	\$ -	\$ -	\$ -	\$ 1,400,000.00	\$ -	\$ 1,400,000.00
536	Plainville	542	C	110	4/21/08	9/30/09	\$ 5,065,268.59	\$ -	\$ -	\$ -	\$ -	\$ -	\$ 19,066,549.41	\$ -	\$ 24,131,818.00
537	Southington	590	C	131	4/21/08	6/30/10	\$ 4,223,365.50	\$ -	\$ -	\$ -	\$ -	\$ -	\$ 10,247,809.50	\$ -	\$ 14,471,175.00
538	Glastonbury	454	C	54	6/20/08	12/31/10	\$ 6,909,436.38	\$ -	\$ -	\$ -	\$ -	\$ -	\$ 23,701,543.62	\$ -	\$ 30,610,980.00
539	Norwalk	616	PG	103		3/31/20107	\$ -	\$ -	\$ -	\$ -	\$ -	\$ -	\$ -	\$ -	\$ -
540	Marlborough	210	C	79	6/30/08	9/30/10	\$ 2,250,000.00	\$ -	\$ -	\$ -	\$ -	\$ -	\$ 6,750,000.00	\$ -	\$ 9,000,000.00
Total New IFOs							\$ 38,161,200.58	\$ -	\$ -	\$ -	\$ -	\$ -	\$ 124,335,793.52	\$ -	\$ 162,496,994.10
Amendments/Danglers (IFO's)															
437	Middletown	362	CD1	83	4/24/07	1/31/08	\$ 698,979.37	\$ -	\$ -	\$ -	\$ -	\$ -	\$ 2,875,096.56	\$ -	\$ 3,574,075.93
460	Coventry	461	C1	32	10/1/07	6/30/07	\$ 2,782,483.25	\$ -	\$ -	\$ -	\$ -	\$ -	\$ 9,815,809.75	\$ -	\$ 12,598,293.00
517	Stratford	366	C1	138	3/18/08	10/31/09	\$ 12,873,677.62	\$ -	\$ -	\$ -	\$ -	\$ -	\$ 45,873,564.38	\$ 1,713,486.00	\$ 60,044,310.00
513	Milford	532	C1	84	10/23/06	5/31/09	\$ 11,903,727.99	\$ -	\$ -	\$ -	\$ -	\$ -	\$ 43,843,416.61	\$ -	\$ 55,747,144.60
522	Branford	139	CSL	14	5/30/08	12/1/07	\$ -	\$ -	\$ -	\$ -	\$ -	\$ -	\$ -	\$ -	\$ -
508	MDC	578	C	550	6/30/08	12/31/07	\$ -	\$ -	\$ -	\$ -	\$ -	\$ -	\$ -	\$ -	\$ -
Total Amendments/Danglers (IFO's)							\$ 28,258,868.23	\$ -	\$ -	\$ -	\$ -	\$ -	\$ 102,407,887.30	\$ 1,713,486.00	\$ 131,963,823.53

PLO's & Revised Grant Closouts

499	Milford	111	CSL	84	2/28/06	1/31/07	\$ -	\$ -	\$ -	\$ -	\$ 1,737,318.63	\$ -	\$ 1,737,318.63			
500	Stratford	105	CSL	138	3/9/06	1/31/07	\$ -	\$ -	\$ -	\$ -	\$ 1,837,123.02	\$ -	\$ 1,837,123.02			
489	Marborough	210	D	79	7/13/05	1/31/06	\$ 241,664.00	\$ -	\$ -	\$ -	\$ 908,774.20	\$ -	\$ 1,150,438.20			
486	Ansonia	311	C	2	7/13/05	9/30/06	\$ 913,668.00	\$ -	\$ -	\$ -	\$ 5,082,808.11	\$ -	\$ 5,996,476.11			
506	Cheshire	112	CSL	25	5/22/06	3/31/07	\$ -	\$ -	\$ -	\$ -	\$ 1,497,613.77	\$ -	\$ 1,497,613.77			
485	Cheshire	481	C	25	7/7/05	3/31/07	\$2,165,786.27	\$ -	\$ -	\$ -	\$ 5,226,439.43	\$ -	\$ 7,392,225.70			
504	New Britain	583	C	89	4/28/06	1/31/07	\$ 290,084.00	\$ -	\$ -	\$ -	\$ 1,173,344.14	\$ -	\$ 1,463,428.14			
437	Middletown	362	C	83	4/24/03	6/30/05	\$1,224,506.01	\$ -	\$ -	\$ -	\$ 1,574,008.06	\$ -	\$ 2,798,514.07			
281	Bridgeport	208	C	15	3/6/96	5/31/97	\$3,780,184.77	\$ -	\$ -	\$ -	\$ -	\$ -	\$ 3,780,184.77			
253	Bridgeport Bridgeport	208	D	15	6/21/95	11/30/95	\$ 667,282.70	\$ -	\$ -	\$ -	\$ -	\$ -	\$ 667,282.70			
310	East-Side	206	C1	15	1/22/97	7/31/00	\$12,471,466.28	\$ -	\$ -	\$ -	\$ -	\$ -	\$12,471,466.28			
153	Bridgeport	206	D	15	12/22/92	9/30/93	\$ 181,666.26	\$ -	\$ -	\$ -	\$ -	\$ -	\$ 181,666.26			
476	New Haven	463	CD1	93	1/31/05	11/30/05	\$1,675,165.11	\$ -	\$ -	\$ -	\$ 934,983.88	\$ -	\$ 2,610,148.99			
519	Naugatuck	175	CSL	88	12/15/06	6/30/07	\$ -	\$ -	\$ -	\$ -	\$ 472,000.00	\$ -	\$ 472,000.00			
511	Suffield MDC	478	C	139	7/27/06	9/30/07	\$1,157,875.00	\$ -	\$ -	\$ -	\$ -	\$ -	\$ 1,157,875.00			
512	Hartford MDC	160	C	550	9/5/06	6/30/07	\$1,800,718.52	\$ -	\$ -	\$ -	\$ 1,888,557.04	\$ -	\$ 3,689,275.56			
512	Hartford	160	C1	550	9/5/06	6/30/07	\$1,834,020.57	\$ -	\$ -	\$ -	\$ 1,921,858.99	\$ -	\$ 3,755,879.56			
507	Winchester	553	C	162	6/19/06	7/31/07	\$ 266,250.67	\$ -	\$ -	\$ -	\$ 642,018.85	\$ 44,200.00	\$ 908,269.52			
514	Burlington	513	C	20	9/28/06	8/31/07	\$ 693,620.13	\$ -	\$ -	\$ -	\$ 2,102,439.54	\$ -	\$ 2,796,059.67			
477	Simsbury	392	C	128	2/10/05	9/30/07	\$5,640,542.18	\$ -	\$ -	\$ -	\$ -	\$ -	\$25,659,747.21			
477	Simsbury	392	C1	128	2/10/05	9/30/07	\$ 121,732.93	\$ -	\$ -	\$ -	\$ 1,018,611.18	\$ -	\$ 1,139,744.11			
478	MDC	508	C	550	4/30/08	10/31/07	\$ 508,813.39	\$ -	\$ -	\$ -	\$ 1,232,077.80	\$ -	\$ 1,740,891.19			
520	Shelton	104	CSL	126	1/25/07	11/30/07	\$ -	\$ -	\$ -	\$ -	\$ 2,590,293.00	\$ -	\$ 2,590,293.00			
460	Coventry	461	C1	32	6/30/08	12/31/07	\$2,782,483.25	\$ -	\$ -	\$ -	\$ 9,815,809.75	\$ -	\$ 12,598,293.00			
Total PLOs											\$ 38,417,530.04	\$ -	\$ -	\$ 61,674,684.42	\$ 44,200.00	\$ 100,092,214.46

Reversal of Original amounts that PLO'd & for which Rollovers have been Incorporated

499	Milford	111	CSL	84	2/28/06	1/31/07	\$ -	\$ -	\$ -	\$ (2,050,307.00)	\$ -	\$ (2,050,307.00)
500	Stratford	105	CSL	138	3/9/06	1/31/07	\$ -	\$ -	\$ (1,964,400.00)	\$ -	\$ (1,964,400.00)	
489	Marborough	210	D	79	7/13/05	1/31/06	\$ (1,664.00)	\$ -	\$ (972,991.00)	\$ -	\$ (1,214,655.00)	
486	Ansonia	311	C	2	7/13/05	9/30/06	\$ (913,668.00)	\$ -	\$ (5,319,961.00)	\$ -	\$ (6,233,629.00)	
506	Cheshire	112	CSL	25	5/22/06	3/31/07	\$ -	\$ -	\$ (1,568,900.00)	\$ -	\$ (1,568,900.00)	
485	Cheshire	481	C	25	7/7/05	3/31/07	\$ (2,223,560.57)	\$ -	\$ (5,226,439.43)	\$ -	\$ (7,450,000.00)	
504	New Britain	583	C	89	4/28/06	1/31/07	\$ (290,084.00)	\$ -	\$ (1,491,011.00)	\$ -	\$ (1,781,095.00)	
460	Coventry	461	C	32	12/22/02	6/30/07	\$ (1,598,358.54)	\$ -	\$ (6,263,436.66)	\$ -	\$ (7,861,795.20)	
437	Middletown	362	C	83	4/24/03	6/30/05	\$ (1,224,506.01)	\$ -	\$ (1,574,008.06)	\$ -	\$ (2,798,514.07)	
281	Bridgeport	208	C	15	3/6/96	5/31/97	\$ (3,789,832.72)	\$ -	\$ -	\$ -	\$ (3,789,832.72)	
253	Bridgeport Bridgeport	208	D	15	6/21/95	11/30/95	\$ (681,135.51)	\$ -	\$ -	\$ -	\$ (681,135.51)	
310	East-Side	206	C1	15	1/22/97	7/31/00	\$ (12,500,439.99)	\$ -	\$ -	\$ -	\$ (12,500,439.99)	
153	Bridgeport	206	D	15	12/22/92	9/30/93	\$ (181,783.46)	\$ -	\$ -	\$ -	\$ (181,783.46)	
476	New Haven	463	CD1	93	1/31/05	11/30/05	\$ (1,924,276.89)	\$ -	\$ -	\$ (957,546.09)	\$ (2,881,822.98)	
519	Naugameck	175	CSL	88	12/15/06	6/30/07	\$ -	\$ -	\$ (472,000.00)	\$ -	\$ (472,000.00)	
511	Suffield MDC	478	C	139	7/27/06	9/30/07	\$ (1,246,975.00)	\$ -	\$ -	\$ -	\$ (1,246,975.00)	
512	Hartford	160	C	550	9/5/06	6/30/07	\$ (4,341,442.00)	\$ -	\$ (4,577,738.00)	\$ -	\$ (8,919,200.00)	
507	Winchester	553	C	162	6/19/06	7/31/07	\$ (294,086.40)	\$ -	\$ (714,801.60)	\$ (44,200.00)	\$ (1,008,888.00)	
514	Burlington	513	C	20	9/28/06	8/31/07	\$ (716,250.00)	\$ -	\$ (2,183,750.00)	\$ -	\$ (2,900,000.00)	
517	Stratford	366	C	138	9/28/06	6/30/09	\$ (8,146,418.00)	\$ -	\$ (24,487,068.00)	\$ (1,713,486.00)	\$ (32,633,486.00)	
477	Simsbury	392	C1	128	2/10/05	9/30/07	\$ (6,788,572.00)	\$ -	\$ (20,051,511.00)	\$ -	\$ (26,840,083.00)	
513	Milford	532	C	84	10/23/06	5/31/09	\$ (4,081,296.25)	\$ -	\$ (15,925,703.75)	\$ -	\$ (20,008,000.00)	
514	MDC	508	C	550	11/1/07	10/31/07	\$ (537,096.00)	\$ -	\$ (1,352,326.00)	\$ -	\$ (1,889,422.00)	
520	Shelton	104	CSL	126	1/25/07	11/30/07	\$ -	\$ -	\$ (2,590,293.00)	\$ -	\$ (2,590,293.00)	
460	Coventry	461	C1	32	6/30/08	12/31/07	\$ (2,782,483.25)	\$ -	\$ (9,815,809.75)	\$ -	\$ (12,598,293.00)	
							\$ (54,503,928.59)	\$ -	\$ (109,561,021.34)	\$ (1,757,686.00)	\$ (164,064,949.93)	
Total of changes to Amended Project Agreements							\$ -	\$ -	\$ -	\$ -	\$ -	\$ -

State of Connecticut Clean Water Fund

FISCAL YEAR	STATE GRANT AMOUNT	STATE LIS GRANT AMOUNT	TITLE V1 FEDERAL DIRECT LOAN AMOUNT	NON-SRF CWF STATE LOAN NQ AMOUNT	STATE MATCH TITLE VI AMOUNT	TITLE V1 SRF REV LOAN AMOUNT	L.I.S.R.A. - TITLE IV FEDERAL GRANT AMOUNT	TOTAL SRF PROJECT FUNDING (excludes LISRA)
1997-90	\$23,678,205.35	\$1,152,063.32	\$46,327,505.20	\$32,799,354.00	\$11,553,021.40	\$28,177,928.82	\$0.00	\$143,688,078.09
1990-91	\$19,899,504.71	\$9,999,945.92	\$0.00	\$145,413.92	\$7,508,407.95	\$114,838,804.52	\$0.00	\$152,381,877.02
1991-92	\$8,818,486.02	\$1,239,132.10	\$5,329,035.68	\$3,087,262.96	\$0.00	\$22,926,745.20	\$0.00	\$41,400,659.96
1992-93	\$21,610,216.65	\$10,523,998.03	\$0.00	\$37,858,006.49	\$0.00	\$57,675,394.53	\$0.00	\$127,667,615.70
1993-94	\$18,998,412.72	\$20,233,695.65	\$0.00	\$2,335,341.50	\$0.00	\$86,608,715.63	\$0.00	\$128,166,165.50
1994-95	\$11,910,241.06	\$2,138,136.51	\$0.00	\$5,388,960.56	\$0.00	\$39,649,082.08	\$0.00	\$59,086,420.21
1995-96	\$18,898,736.46	\$1,452,035.49	\$0.00	\$542,152.87	\$0.00	\$39,261,305.55	\$0.00	\$60,154,230.37
1996-97	\$66,764,542.59	\$2,157,288.18	\$0.00	\$748,667.00	\$0.00	\$176,874,393.17	\$0.00	\$236,544,916.94
1997-98	\$10,346,861.62	\$65,275.00	\$0.00	\$88,659.99	\$0.00	\$13,419,598.27	\$0.00	\$23,920,394.88
1998-99	\$16,214,934.07	\$0.00	\$0.00	\$0.00	\$0.00	\$61,750,988.65	\$0.00	\$77,965,922.72
1999-2000	\$18,775,087.49	\$568,777.91	\$0.00	\$750,000.00	\$0.00	\$45,045,382.31	\$0.00	\$65,139,247.71
2000-01	\$11,665,458.49	\$1,269,942.00	\$0.00	\$4,930,814.87	\$0.00	\$25,965,750.86	\$0.00	\$43,731,986.22
2001-02	\$30,383,842.68	\$16,314,256.00	\$0.00	\$0.00	\$0.00	\$112,133,146.76	\$0.00	\$168,831,245.44
2002-03	\$4,494,823.79	\$278,980.00	\$0.00	\$0.00	\$0.00	\$11,669,781.57	\$173,835.00	\$16,443,591.36
2003-04	\$4,171,256.07	\$1,589,148.00	\$0.00	\$0.00	\$0.00	\$9,971,646.60	\$1,077,368.00	\$15,732,050.67
2004-05	\$27,618,678.54	\$755,390.00	\$0.00	\$0.00	\$0.00	\$56,801,599.61	\$2,267,579.00	\$85,175,668.55
2005-06	\$25,431,493.68	\$0.00	\$0.00	\$0.00	\$0.00	\$88,966,920.23	\$2,961,808.50	\$114,398,413.91
2006-07	\$30,160,246.87	\$0.00	\$0.00	\$0.00	\$0.00	\$75,272,548.20	\$2,414,592.34	\$105,432,795.07
2007-08	\$50,333,670.26	\$0.00	\$0.00	\$1,257,068.00	\$0.00	\$178,857,343.90	\$0.00	\$230,488,082.16
2008-09								
	\$410,064,704.52	\$69,728,074.11	\$51,655,540.88	\$89,971,702.16	\$19,061,429.35	\$1,245,866,581.46	\$8,895,182.84	\$1,886,346,332.48

