



State of Connecticut
OFFICE OF POLICY AND MANAGEMENT

REPORT TO THE GENERAL ASSEMBLY

Purchase of Service Contracts

Benjamin Barnes
Secretary
Office of Policy and Management
450 Capitol Avenue
Hartford, Connecticut 06106

Submitted October 19, 2012



**STATE OF CONNECTICUT
OFFICE OF POLICY AND MANAGEMENT**

October 19, 2012

The Honorable Christopher G. Donovan
Speaker of the House
Connecticut General Assembly

The Honorable Lawrence F. Cafero Jr.
House Minority Leader
Connecticut General Assembly

The Honorable Donald E. Williams, Jr.
President Pro Tempore
Connecticut General Assembly

The Honorable John McKinney
Senate Minority Leader
Connecticut General Assembly

This report fulfills the statutory responsibility of the Office of Policy and Management pursuant to C.G.S. § 4-70b to report on the Purchase of Service (POS) contracting activity of State agencies. In addition, Public Act 11-238 requires that the report include an assessment of the aggregate financial condition of non-profit, community-based health and human service agencies that enter into POS contracts.

This report seeks to provide information to state legislators, policymakers, and the public about state agencies' Purchase of Service activity for State fiscal year 2012 as well as the aggregate financial condition of POS providers.

We welcome your questions and comments.

Benjamin Barnes
Secretary
Office of Policy and Management

This page is intentionally left blank

TABLE OF CONTENTS

	Page
Introduction	5
A. Purpose	5
B. Background	5
C. Statutes	5
D. Recent POS Activities.	6
E. Scope and Methodology	7
F. Aggregate Financial Condition of Non-Profit Providers of POS Services	7
G. Inquiries	10
Part I. Summary Data	11
A. Total Number of POS	11
I. Chart of Competitive and Non Competitive All Contracts	12
II. Chart of Competitive and Non Competitive Over 20K	13
III. Chart of Competitive and Non Competitive Under 20K	14
Part II. Detail Data	15
A. Detail Data	15

INTRODUCTION

A. Purpose

This document summarizes information regarding Purchase of Service (POS) contracting activity of State agencies for State fiscal year 2012. As required by Public Act 11-238, this report includes an assessment of the aggregate financial condition of non-profit, community-based health and human services agencies that enter into POS contracts.

B. Background

A POS contract is a contract between a State agency and a private provider organization or municipality for the purpose of obtaining direct health and human services for agency clients. The contract generally is not used for the sole purpose of purchasing administrative or clerical services, material goods, training and consulting services. POS contracts cannot be used to contract with individuals.

Using the Office of Policy and Management (OPM) standard contract template, an agency may enter into a POS contract for a single year or for multiple years. It may be either a competitive or non-competitive contract. A contract may cover a number of services and be amended for a variety of reasons during its term.

There are currently six major human service agencies in the current POS system: Department of Children and Families, Department of Correction, Department of Developmental Services, Department of Mental Health and Addiction Services, Department of Public Health and Department of Social Services.

C. Statutes

C.G.S. 4-70b requires the Secretary of the Office of Policy and Management to “establish uniform policies and procedures for obtaining, managing and evaluating the quality and cost effectiveness of human services purchased from private providers”. Further, the Secretary is required to “ensure all state agencies which purchase human services comply with such policies and procedures” and to report annually to the General Assembly on the state's purchase of service contracting activity.

C.G.S. 4-230 to 4-236 requires a nonprofit organization that expends \$300,000 or more in state funds in its fiscal year to submit to a uniform audit within six months of the close of the fiscal year end. The Office of Policy and Management administers the State Single Audit for municipalities and non-profit entities. Additionally, the Secretary of OPM is required to “adopt regulations establishing uniform standards which prescribe the cost accounting principles to be used in the administration of state financial assistance by the recipients of such assistance”.

D. Recent POS Activity

More than a decade since its inception, the POS project continues to build upon past standardization efforts. Examples of recent efforts include the following:

- Governor Malloy established the cabinet level position of the Nonprofit Liaison to the Governor, to which Terry Edelstein was recently appointed. This position was created to interact and communicate directly with the nonprofit providers and to advise the Governor with regard to policy reforms and other measures that will benefit this partnership. The Nonprofit Liaison to the Governor coordinates efforts to implement these policy reforms.
- In September 2011, Governor Malloy established the Governor's Cabinet on Nonprofit Health and Human Services to bring together representatives from the executive branch staff, General Assembly, nonprofit providers and labor to address issues that challenge Connecticut's nonprofit human service delivery system. The Commission is chaired by Terry Edelstein, Non-Profit Liaison to the Governor, and Peter DeBiasi, President and CEO of the Access Community Action Agency. The Cabinet and its work groups have meeting regularly and submitted their initial report to the Governor in October 2012. The report contains recommendations for improvements to and efficiencies in the procurement and delivery of the community-based health and human services. Information about the Cabinet including the final report can be found on the [OPM website](#).
- In January 2012, the Secretary of OPM established the Purchase of Service Contract Efficiency Project Office, which is comprised of staff donated three days per week from POS agencies. The purpose of the Project Office is to streamline, standardize and automate contract development and execution, financial reporting and payment systems associated with POS contracts. The goal of this initiative is to improve the timeliness of contract executions and payments and reduce the administrative burdens and paperwork associated with the contracting and contract management processes. One step in this regard has been the creation of a document vault utilizing the Department of Administrative Services' BizNet system. This will reduce the need for non-profit providers to submit required contractual forms multiple times to one or more State agencies. The Project Office will be submitting its initial recommendations for implementation during the last quarter of calendar year 2012.
- Monthly, OPM convenes a meeting of the **State's contract managers** from the six major health and human services agencies to discuss and resolve issues of mutual concern. Agencies include the Departments of Social Services (DSS), Developmental Disabilities (DDS), Public Health (DPH), Mental Health and Addiction Services (DMHAS), Children and Families (DCF) and Correction (DOC).
- On an ongoing basis, the Non-Profit Liaison to the Governor and OPM maintain communications with the **Connecticut Nonprofit Human Services Cabinet**, a statewide coalition comprised of 20 nonprofit human service associations and organizations representing approximately 800 providers. The purpose is to promote their members' understanding of and compliance with the State's contracting requirements.
- As required, OPM coordinates any updates or revisions of the State's **standard contract** for POS with the Attorney General's Office, the six POS agencies, and the Nonprofit Cabinet.
- OPM develops and maintains contracting forms required by State statutes or the Governor's Executive Orders, including **ethics affidavits** and **nondiscrimination certifications**.

E. Scope and Methodology

This report describes the contracting activities of executive branch agencies with respect to Purchase of Service contracts for SFY2012. Activities of the legislative and judicial branches of state government are excluded from this report.

The data represented in this report is captured from Core-CT, the statewide financial system. Agencies are required to enter POS contracts into the procurement contracts module within Core-CT. The data presented in this report is only as accurate as the data entered by State agencies into Core-CT. Core-CT Structured Query Reports (SQR) are utilized to extract the contract data for this report.

OPM summarizes the information obtained from Core-CT and submits an annual report to the General Assembly. The data in this report represents POS contracts that were in effect during SFY2012. POS contracts can range from a few months to several years in duration. Accordingly, the total dollar amount of a POS contract may represent several years of activity. Also, many POS contracts overlap during a fiscal year. For example, if a POS contract ends December 31st and a new contract starts with the same provider on January 1st, then two contracts (and two contract amounts) would be included in this report. Due to these factors, this report represents several years of POS contracting activity, not just annual activity.

The payment amounts presented in this report are payments made by State agencies to Purchase of Service contractors during SFY2012. Please note that annual payment amounts are often substantially less than the total contract amounts. This is due to the fact that the annual contract amounts represent more than one year of contracting activity while the payment amounts represent activity for one year. For this reason, the annual payment amounts are a better gauge of annual contracting activity.

F. Aggregate Financial Condition of Non-Profit Providers of POS Services

As indicated, Public Act 11-238 requires the Secretary of OPM to provide an assessment of the financial condition of non-profit POS providers. For this report, OPM used the framework developed by the Commission on Non-Profit Health and Human Services in 2011 in their review of the financial condition of these providers. The commission took a sample of 101 of 490 health and human services providers that were required to conduct an audit for fiscal year 2009 due to having expended \$100,000 or over in State funds for the fiscal year. The work group then proceeded to use information from these audits to calculate various financial ratios specific to non-profits to test the financial fitness of the sample group. The group was also broken down by those with annual revenues less than \$300,000, those between \$300,000 and \$2 million and those with revenues over \$2 million annually.

In seeking to replicate this work for this report, OPM reviewed the fiscal year 2010 and 2011 audits conducted for the aforementioned 101 non-profits. Based on recent changes in the state law regarding the threshold for when an audit must be conducted and organizational changes among non-profits, only 86 of the 101 providers had audits done for both fiscal year 2010 and 2011. The ratios calculated for these 86 providers are in the table included below. In future reports, efforts will be made to include information for all non-profits using information from Form IRS 990 forms included in the Connecticut Nonprofit Strategy Platform that continues to be developed through a public-private partnership through funding provided by the Connecticut Health and Educational Facilities Authority (CHEFA).

In addition to developing the financial ratios, the commission sought to outline some standard measurements against which these ratios could be compared in assessing the financial condition of agencies. These measurements are included with the ratios included in the table. The financial ratios included in the table are:

Defensive Interval: This is a measure of liquidity in which cash and other readily available funds are divided by average monthly expenses, which indicates how many months of expenses could be funded by an entity's liquid assets if no additional funding was received.

Operating Reserves Ratio: This measure compares the amount of reserves (available net assets) a non-profit has compared to its annual expenses, and helps indicate the ability of a provider to deal with unforeseen circumstances.

Savings Indicator: This measure compares annual operating surpluses or losses against annual expenses. A positive ratio would indicate some level of increase in savings.

Debt Ratio: This measure compares total debt to total assets. The higher the percentage of debt, the less financial flexibility an entity has.

Current Ratio: This is another liquidity measure in which current (i.e. more liquid) assets are compared to current (i.e. more immediate) liabilities.

The method of calculating each of these ratios along with a measure of what might be considered a substandard ratio is included in the table.

Schedule-Financial Ratios from Stratified Sample of Non-Profit Health and Human Services Providers

All	Revenues \$300k to \$2m		Revenues \$2m to \$10m		Revenues \$10m +	
	Less than 1	Less than 1	Less than 1	Less than 1	Less than 1	Less than 1
Defensive Interval <i>Definition: (Cash + Marketable Securities + Receivable)/Average Monthly Expenses</i>						
Substandard Ratio*						
Median FY2009	1.780	1.595	1.749	1.923		
Median FY2010	1.887	1.578	1.717	2.198		
Median FY2011	1.807	1.350	1.807	2.209		
# of non-profits sampled - 2011	86	15	36	35		
# More than 3	20	4	7	9		
# 1-3	52	7	21	24		
# less than 1	14	4	8	2		
# less than 0	0	0	0	0		
2011: % with ratio more than 3	23.3%	26.7%	19.4%	25.7%		
2011: % with ratio between 1 - 3	60.5%	46.7%	58.3%	68.6%		
2011: % with ratio less than 1	16.3%	26.7%	22.2%	5.7%		

All	Revenues \$300k to \$2m		Revenues \$2m to \$10m		Revenues \$10m +	
	Less than 25%	Less than 25%	Less than 25%	Less than 25%	Less than 25%	Less than 25%
Operating Reserves Ratio <i>Definition: Operating Reserves/Annual Operating Expenses</i>						
Substandard Ratio*						
Median FY2009	11.3%	10.6%	18.6%	10.4%		
Median FY2010	14.0%	14.0%	15.8%	12.5%		
Median FY2011	14.1%	11.5%	16.8%	13.2%		
# of non-profits sampled - 2011	86	15	36	35		
# more than 25%	32	6	13	13		
# 10-25%	23	2	12	9		
# 0-10%	18	4	5	9		
# less than 0%	13	3	6	4		
2011: % more than 25%	37.2%	40.0%	36.1%	37.1%		
2011: % 10-25%	26.7%	13.3%	33.3%	25.7%		
2011: % 0-10%	20.9%	26.7%	13.9%	25.7%		
2011: % less than 0%	15.1%	20.0%	16.7%	11.4%		

All	Revenues \$300k to \$2m		Revenues \$2m to \$10m		Revenues \$10m +	
	Less than 2%	Less than 2%	Less than 2%	Less than 2%	Less than 2%	Less than 2%
Savings Indicator <i>Definition: (Revenue - Expenses)/Total Expense</i>						
Substandard Ratio*						
Median FY2009	0.0%	-1.7%	0.1%	0.4%		
Median FY2010	0.3%	1.3%	0.0%	0.8%		
Median FY2011	0.1%	-0.4%	0.1%	-0.2%		
# of non-profits sampled - 2011	86	15	36	35		
# more than 5%	9	3	4	2		
# 2-5%	8	1	2	5		
# 0-2%	27	3	15	9		
# less than 0%	42	8	15	19		
2011: % more than 5%	10.5%	20.0%	11.1%	5.7%		
2011: % 2-5%	9.3%	6.7%	5.6%	14.3%		
2011: % 0-2%	31.4%	20.0%	41.7%	25.7%		
2011: % less than 0%	48.8%	53.3%	41.7%	54.3%		

All	Revenues \$300k to \$2m		Revenues \$2m to \$10m		Revenues \$10m +	
	Over 50%	Over 50%	Over 50%	Over 50%	Over 50%	Over 50%
Debt Ratio <i>Definition: Average Total Debt/Average Total Assets</i>						
Substandard Ratio*						
Median FY2009	57.1%	49.0%	53.7%	63.1%		
Median FY2010	55.8%	48.0%	59.9%	59.2%		
Median FY2011	54.3%	57.4%	51.0%	53.3%		
# of non-profits sampled - 2011	86	15	36	35		
# more than 100%	10	3	5	2		
# 50-100%	37	6	13	18		
# 25-50%	21	0	11	10		
# 0-25%	18	6	7	5		
2011: % more than 100%	11.6%	20.0%	13.9%	5.7%		
2011: % 50-100%	43.0%	40.0%	36.1%	51.4%		
2011: % 25-50%	24.4%	0.0%	30.6%	28.6%		
2011: % 0-25%	20.9%	40.0%	19.4%	14.3%		

Schedule-Financial Ratios from Stratified Sample of Non-Profit Health and Human Services Providers --continued

Current Ratio	Definition: Current Assets/Current Liabilities			
	All	Revenues \$300k to \$2m	Revenues \$2m to \$10m	Revenues \$10m +
Substandard Ratio*	Under 2	Under 2	Under 2	Under 2
Median FY2009	1.484	2.061	1.321	1.495
Median FY2010	1.484	1.856	1.300	1.613
Median FY2011	1.431	1.497	1.409	1.430
# of non-profits sampled - 2011	86	15	36	35
# 2 or more	31	7	11	13
# 1-2	34	3	14	17
# 0-1	21	5	11	5
2011: % with ratio of 2 or more	36.0%	46.7%	30.6%	37.1%
2011: % with ratio between 1 - 2	39.5%	20.0%	38.9%	48.6%
2011: % with ratio between 0 - 1	24.4%	33.3%	30.6%	14.3%

* The designation of substandard ratios were developed by the the Private Provider Cost Increases, Financial Condition & Sources of Revenue Work Group of the Commission on Non-Profit Health and Human Services based on their review of the literature. The exception is the Savings Indicator standard, which is based on work done by the Boston Foundation.

G. Inquiries

For further information concerning the detailed contract data included in this report, contact the contracting state agency as follows:

Department of Children and Families	Peter O'Neil	(860) 550-6530
Department of Correction	Joel Ide	(860) 692-7757
Department of Developmental Services	Joseph Drexler	(860) 418-6148
Department of Mental Health & Addiction Services	Walter Sivigny	(860) 418-6919
Department of Public Health	Bruce Wallen	(860) 509-7121
Department of Social Services	Kathleen Brennan	(860) 424-5693

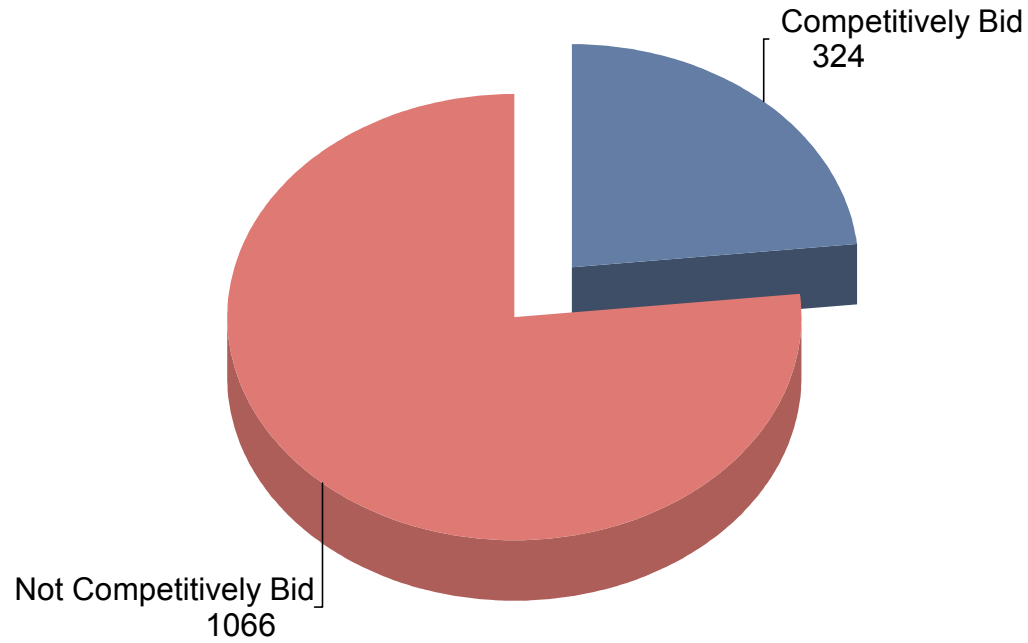
For information regarding the recent POS activity as well as the financial ratios, please contact Valerie Clark at OPM at (860) 418-6313 or at Valerie.clark@ct.gov



<u>Agency</u>	<u>Total No. of Contracts</u>	<u>Total Contract Amount</u>	<u>Total 2012 Pymnt</u>	<u>Total Federal Pymnt</u>	<u>Total Private Pymnt</u>
DCF - Dept. of Children and Families	127	485,515,225	162,491,846	4,520,689	
DDS - Department of Development Serv	199	1,477,329,244	569,645,336	7,708,352	
DOC - Dept. of Correction	38	230,645,950	40,836,020	331,704	37,500
DPH - Dept. of Public Health	258	148,750,817	40,622,907	12,993,899	3,412,023
DSS - Dept. of Social Services	414	2,145,478,965	227,981,447	132,040,928	385,523
ESB - Brd of Ed / Services f/t Blind	8	1,656,576	705,582		69,176
MHA - Mental Heath & Addiction Serv.	255	633,022,823	285,473,621	27,159,918	6,786,441
SDE - State Dept of Education	53	217,936,546	32,852,504	11,283,373	
SDR - Dept. of Rehab. Services	38	17,905,627	167,969	57,974	
Total:	1,390	5,358,241,773	1,360,777,231.82	196,096,838	10,690,663



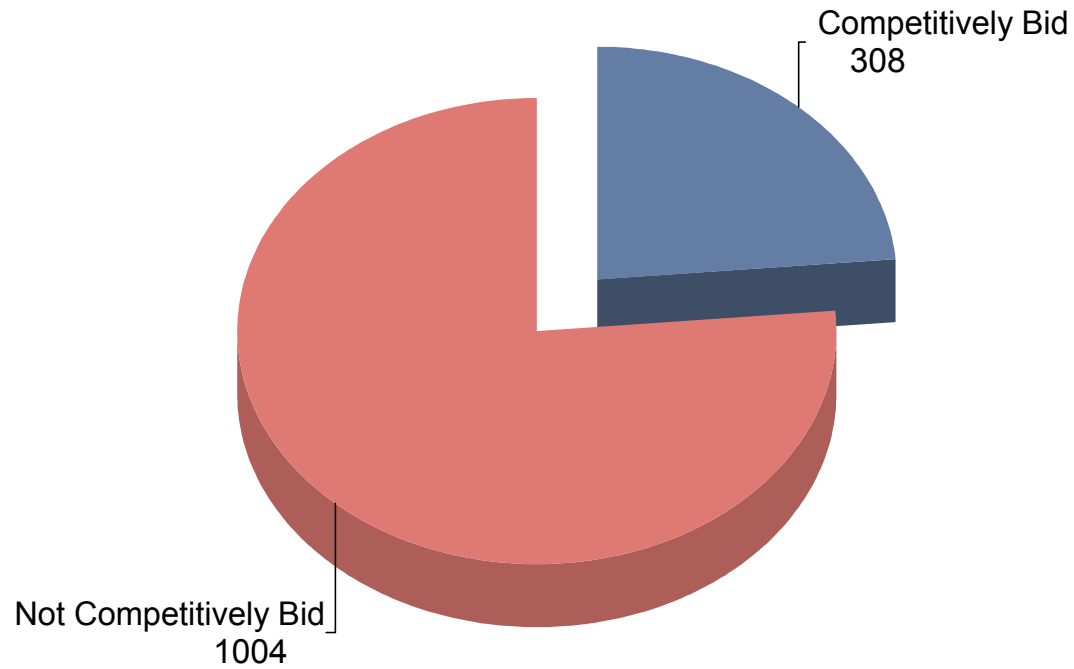
ALL CONTRACTS



Competitively Bid	324	23.3%
Not Competitively Bid	1066	76.7%
Total:	1390	100.0%



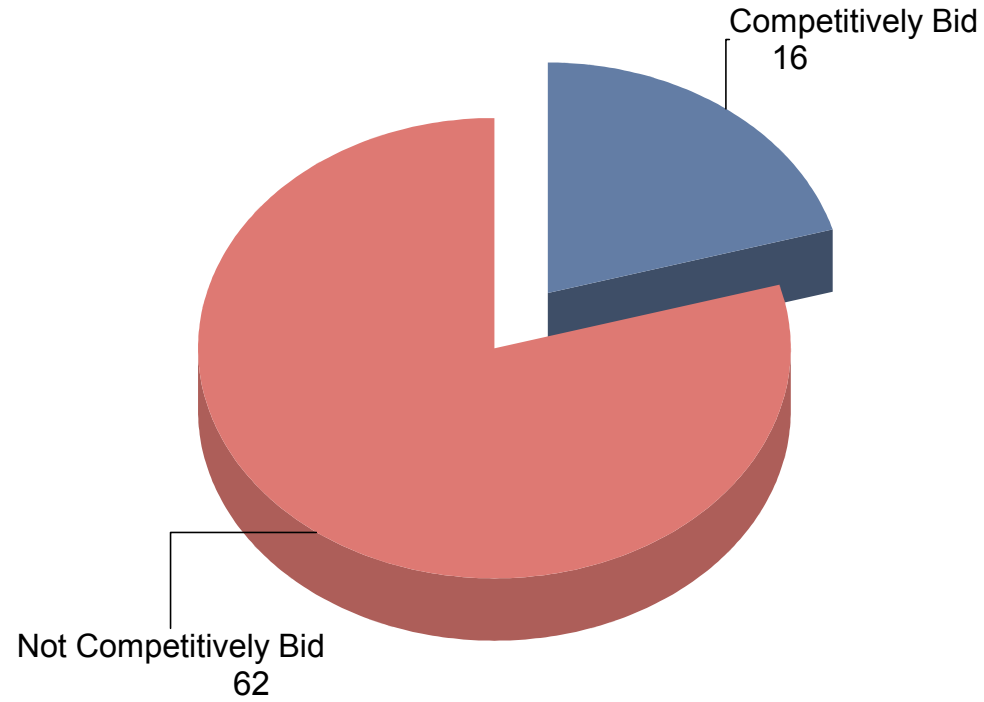
ALL CONTRACTS OVER 20K



Competitively Bid	308	23.5%
Not Competitively Bid	1004	76.5%
Total:	1312	100.0%



ALL CONTRACTS 20K AND UNDER



Competitively Bid	16	20.5%
Not Competitively Bid	62	79.5%
Total:	78	100.0%

Purchase of Service Contracts
 DETAILS BY AGENCY
 Fiscal Year 2012



<u>Agency</u>	<u>Contractor</u>	<u>Description of Service</u>	<u>Begin DT</u>	<u>Expire DT</u>	<u>Contract Amt</u>	<u>2012 Pymnt</u>	<u>Federal Y or N</u>	<u>Federal Pymnt</u>	<u>Private Y or N</u>	<u>Private Pymnt</u>	<u>Competitively Bid Y or N</u>
DCF	ABCD INC	Therapeutic Child Care	7/1/2011	6/30/2014	772,572	257,524	N	0	N	0	Y
DCF	ABILITY BEYOND DISABILITY	2012 SPECIALIZED GROUP HOME -T	7/1/2011	6/30/2014	5,988,420	1,996,140	N	0	N	0	Y
DCF	ADELBROOK COMMUNITY SERVICES INC	2010 ~ Therapeutic Group Home	7/1/2009	6/30/2012	8,723,535	2,780,507	Y	36,178	N	0	Y
DCF	ADVANCED BEHAVIORIAL HEALTH INC	2010 MULTISYSTEMIC THERAPY (MS)	7/1/2009	6/30/2012	12,973,059	3,851,363	Y	0	N	0	Y
DCF	ADVANCED BEHAVIORIAL HEALTH INC	PROJECT SAFE-EVALUATION	7/1/2005	6/30/2012	16,834,453	2,268,278	N	0	N	0	Y
DCF	ALMADA LODGE/TIMES FARM CAMP	2012 Times Farm Camp Inc. Sibl	7/1/2010	6/30/2012	350,000	250,000	N	0	N	0	Y
DCF	AMPS INC	MULTIDISCIPLINARY TEAM-2010	10/1/2009	9/30/2012	212,500	50,000	N	0	N	0	Y
DCF	BOYS & GIRLS VILLAGE INC	Extended Day Treatment-BPT	7/1/2009	6/30/2012	13,360,470	3,873,988	N	0	N	0	Y
DCF	BRIDGEPORT HOSPITAL FOUNDATION INC	2010 Parent Education and Asse	7/1/2009	6/30/2012	365,236	392,256	N	0	N	0	Y
DCF	BRIDGES	2012 OUTPATIENT PSYCHIATRIC CL	7/1/2011	6/30/2014	3,115,050	1,038,350	N	0	N	0	Y
DCF	BRISTOL HOSPITAL INC	2010 PARENT AIDE	7/1/2009	6/30/2012	159,237	53,079	N	0	N	0	Y
DCF	CAPITOL REGION EDUCATION COUNCIL	Family Enrichment Services	7/1/2010	6/30/2012	198,806	0	N	0	N	0	Y
DCF	CAPITOL REGION EDUCATION COUNCIL	PARENT AIDE 2010	7/1/2009	6/30/2012	528,129	198,806	N	0	N	0	Y
DCF	CAPITOL REGION EDUCATION COUNCIL	PARENT AIDE 2010	7/16/2009	6/30/2012	596,418	0	N	0	N	0	Y
DCF	CATHOLIC CHARITIES & FAMILY SVCS	OUTPATIENT ADOLESCENT	7/1/2009	6/30/2012	325,878	108,626	N	0	N	0	Y
DCF	CATHOLIC CHARITIES INC	2010 OUTPATIENT PSYCHIATRIC CL	7/1/2009	6/30/2012	10,641,593	3,434,013	Y	92,850	N	0	Y
DCF	CATHOLIC CHARITIES OF FAIRFIELD	Intensive Family Preservation	7/1/2011	6/30/2014	221,432	221,432	N	0	N	0	Y

Purchase of Service Contracts
 DETAILS BY AGENCY
 Fiscal Year 2012



<u>Agency</u>	<u>Contractor</u>	<u>Description of Service</u>	<u>Begin DT</u>	<u>Expire DT</u>	<u>Contract Amt</u>	<u>2012 Pymnt</u>	<u>Federal Y or N</u>	<u>Federal Pymnt</u>	<u>Private Y or N</u>	<u>Private Pymnt</u>	<u>Competitively Bid Y or N</u>
DCF	CENTER FOR WOMEN & FAMILIES OF	Integrated Family Violence-201	7/1/2009	6/30/2012	817,868	0	Y	0	N	0	Y
DCF	CENTER FOR WOMEN & FAMILIES OF	Multidisciplinary Team-2012	7/1/2011	6/30/2016	1,219,360	236,309	Y	8,377	N	0	Y
DCF	CHARLOTTE HUNGERFORD HOSP	2012 ~ Outpatient Psychiatric	7/1/2011	6/30/2014	2,159,537	727,675	Y	20,000	N	0	Y
DCF	CHILD & FAMILY AGENCY SOUTHEASTERN CT	OUTPATIENT PSYCH CLINIC FOR CH	7/1/2009	6/30/2012	6,533,122	2,078,721	Y	8,377	N	0	Y
DCF	CHILD GUIDANCE CLINIC FOR CNTRL CT	OUTPATIENT PSYCHIATRIC CLINIC	7/1/2009	6/30/2012	2,293,152	764,384	N	0	N	0	Y
DCF	CHILD GUIDANCE CTR OF SOUTHERN CT	2010 Psychiatric Care,	7/1/2009	6/30/2012	1,402,490	1,130,197	N	25,000	N	0	Y
DCF	CHILD HEALTH AND DEVELOPMENT	EMPS - Performance Improvement	8/1/2009	6/30/2012	1,390,000	502,461	N	65,000	N	0	Y
DCF	CITY OF BRIDGEPORT	2012 Family Enrichment Service	7/1/2009	6/30/2012	293,325	97,775	N	0	N	0	Y
DCF	CITY OF HARTFORD	2012 FAMILY ENRICHMENT	7/1/2011	6/30/2014	80,718	26,906	N	0	N	0	Y
DCF	CITY OF HARTFORD	2012 JUVENILE REVIEW BOARD	7/1/2011	6/30/2014	675,000	225,000	N	0	N	0	Y
DCF	CITY OF NEW HAVEN	2010 THERAPEUTIC CHILD CARE	7/1/2009	6/30/2012	280,044	0	N	0	N	0	Y
DCF	CLIFFORD BEERS CLINIC INC	2012-Child Guidance Clinic	7/1/2011	6/30/2014	10,209,966	3,304,949	Y	20,000	N	0	Y
DCF	COMM CHILD GUIDANCE CLINIC	OUTPATIENT PSYCHIATRIC CLINIC	7/1/2011	6/30/2014	1,347,756	673,878	N	0	N	0	Y
DCF	COMMUNICARE INC	2012 Community Support for Fam	2/1/2012	6/30/2014	1,406,952	201,600	N	0	N	0	Y
DCF	COMMUNITY HEALTH CENTER INC	OUTPATIENT PSYCHIATRIC CLINIC	7/1/2009	6/30/2012	1,431,054	477,018	N	0	N	0	Y
DCF	COMMUNITY HEALTH RESOURCES	2010 CARE COORDINATION	7/1/2009	6/30/2012	30,232,594	9,762,456	Y	222,802	N	0	Y
DCF	COMMUNITY MENTAL HEALTH AFFILIATES INC	2012 OUTPATIENT PSYCHIATRIC CL	7/1/2011	6/30/2014	10,849,576	3,525,625	N	273,419	N	0	Y
DCF	COMMUNITY RESIDENCES INC	2011-Therapeutic G.H.-North Ac	7/13/2010	6/30/2013	14,164,892	4,714,437	N	0	N	0	Y

STATE OF CONNECTICUT

Purchase of Service Contracts
 DETAILS BY AGENCY
 Fiscal Year 2012



<u>Agency</u>	<u>Contractor</u>	<u>Description of Service</u>	<u>Begin DT</u>	<u>Expire DT</u>	<u>Contract Amt</u>	<u>2012 Pymnt</u>	<u>Federal Y or N</u>	<u>Federal Pymnt</u>	<u>Private Y or N</u>	<u>Private Pymnt</u>	<u>Competitively Bid Y or N</u>
DCF	CONN RENAISSANCE INC	OUTPATIENT ADOLESCENT	7/1/2009	6/30/2012	837,879	279,293	N	0	N	0	Y
DCF	CONNECTICUT ASSOCIATION OF	2010 FOSTER PARENT SUPPORT	7/1/2009	6/30/2012	6,024,744	2,020,248	N	18,000	N	0	Y
DCF	CONNECTICUT CHILDRENS MEDICAL CENTER	PHYSICAL ABUSE AND SEXUAL ABUS	1/1/2010	6/30/2013	551,250	220,500	Y	220,500	N	0	Y
DCF	CONNCTICUT ALLIANCE OF BOYS & GIRLS	2011 CJTS COMMUNITY RE-ENTRY P	7/1/2010	6/30/2013	1,284,000	367,024	N	0	N	0	Y
DCF	COORDINATING CNCL FOR CHILDREN IN CRISIS	Family Enrichment Services-201	7/1/2011	6/30/2014	1,385,082	692,541	Y	8,377	N	0	Y
DCF	CORNELL SCOTT-HILL HEALTH CORPORATION	Outpatient 2010 Psychiatric Cl	7/1/2009	6/30/2012	1,624,149	0	N	0	N	0	Y
DCF	CORNELL SCOTT-HILL HEALTH CORPORATION	Outpatient Psychiatric Clinic	7/1/2011	6/30/2016	2,706,915	541,383	N	0	N	0	Y
DCF	COVENANT TO CARE INC	ADOPT A SOCIAL WORKER AND RECR	7/1/2011	6/30/2014	536,082	268,041	Y	95,275	N	0	Y
DCF	DANBURY REG CHILD ADVOCACY CENTER INC	2012 ~ Family Enrichment Servi	7/1/2011	3/31/2012	215,632	215,632	N	0	N	0	Y
DCF	DANBURY YOUTH SERV INC	2012 ~ Community Based Life Sk	7/1/2011	6/30/2014	59,700	19,900	Y	8,130	N	0	Y
DCF	DAY KIMBALL HOSPITAL	Multidisciplinary Team-2011	7/1/2010	6/30/2013	217,654	71,669	N	25,000	N	0	Y
DCF	DOMUS HOUSE	Prison Transportation-FY2012	7/1/2011	6/30/2014	52,515	17,505	N	0	N	0	Y
DCF	EASTERN CT HEALTH NETWORK INC	2010 Family Enrichment Service	7/1/2009	6/30/2012	362,457	120,819	N	0	N	0	Y
DCF	EXCH CLUB CNTR PREVENTION CHILD	Family Enrichment Services	7/1/2011	6/30/2014	266,679	88,893	N	0	N	0	Y
DCF	EXCHANGE CLUB CENTERS FOR THE	2010 Family Enrichment Service	7/1/2009	6/30/2012	708,105	214,721	Y	25,000	N	0	Y
DCF	FAMILIES IN CRISIS INC	2012 PRISON TRANSPORTATION	7/1/2011	6/30/2014	49,554	16,518	N	0	N	0	Y
DCF	FAMILY & CHILDRENS AGENCY INC	Intensive Family Preservation	7/1/2009	6/30/2012	2,443,067	780,493	Y	174,087	N	0	Y
DCF	FARNAM NEIGHBORHOOD HOUSE INC	2011-2012 POSITIVE YOUTH DEVEL	7/1/2010	6/30/2013	420,000	140,000	N	0	N	0	Y

Purchase of Service Contracts
 DETAILS BY AGENCY
 Fiscal Year 2012



<u>Agency</u>	<u>Contractor</u>	<u>Description of Service</u>	<u>Begin DT</u>	<u>Expire DT</u>	<u>Contract Amt</u>	<u>2012 Pymnt</u>	<u>Federal Y or N</u>	<u>Federal Pymnt</u>	<u>Private Y or N</u>	<u>Private Pymnt</u>	<u>Competitively Bid Y or N</u>
DCF	FAVOR INC	2011 ~ Family Advocacy	10/1/2010	6/30/2013	3,206,252	954,128	Y	576,123	N	0	Y
DCF	FOCUS CENTER FOR AUTISM INC	2011 ~ Therapeutic Group Home	7/1/2010	6/30/2013	2,808,245	929,415	N	0	N	0	Y
DCF	FSW INC CT	2010 Juvenile Case Management	7/1/2009	6/30/2012	5,361,122	1,662,990	Y	157,000	Y	0	Y
DCF	GILEAD HOUSE INC	2011-2012 THERAPEUTIC GROUP HO	7/1/2010	6/30/2013	8,424,732	2,788,245	N	0	N	0	Y
DCF	HALL NEIGHBORHOOD HOUSE INC	2010 THERAPEUTIC CHILD CARE	7/1/2009	6/30/2012	209,841	27,500	Y	27,500	N	0	Y
DCF	HALL-BROOKE FOUNDATION INC	EXTENDED DAY TREATMENT-2010	7/1/2009	6/30/2012	716,018	0	N	0	N	0	Y
DCF	HARTFORD BEHAVIORAL HEALTH	2010 INTENSIVE COMMUNITY FAMIL	7/1/2009	6/30/2012	2,279,808	789,268	N	0	N	0	Y
DCF	HARTFORD HOSPITAL	2012 EXTENDED DAY TREATMENT	7/1/2011	6/30/2014	1,323,993	441,331	N	0	N	0	Y
DCF	HISPANIC HEALTH COUNCIL	PARENT AIDE-LOVE & SECURITY-20	7/1/2009	6/30/2012	238,560	79,520	N	0	N	0	Y
DCF	HOSPITAL OF SAINT RAPHAEL	2012 FOSTER CARE CLINIC	7/1/2011	6/30/2014	1,577,601	525,867	N	0	N	0	Y
DCF	HUMAN SERVICES COUNCIL INC	Multidisciplinary Team-2010	7/1/2009	6/30/2012	282,727	82,746	N	0	N	0	Y
DCF	INTERCOMMUNITY INC	Juvenile Criminal Diversion-Pa	10/1/2010	6/30/2013	45,000	60,000	N	0	N	0	Y
DCF	JEWISH FAMILY SVS OF N HAVEN INC	2012 Y2K Adoption	7/1/2011	6/30/2014	324,969	73,756	Y	53,459	N	0	Y
DCF	JOE NAMATH FOOTBALL CAMP	Football Camp	6/15/2010	8/31/2011	15,000	0	Y	0	N	0	Y
DCF	JOE NAMATH FOOTBALL CAMP	Instructional Football Camp	7/1/2011	6/30/2014	22,500	7,500	Y	7,500	N	0	Y
DCF	KEY HUMAN SERVICES INC	2011-2012 THERAPEUTIC GROUP HO	7/1/2010	6/30/2013	3,118,142	1,032,714	N	0	N	0	Y
DCF	KIDS IN CRISIS INC	Safe Home 2012	7/1/2009	6/30/2012	4,416,934	1,683,285	N	0	N	0	Y
DCF	KLINGBERG COMPREHENSIVE FAMILY	2010 INTENSIVE FAMILY PRESERVA	7/1/2009	6/30/2012	16,635,660	4,504,499	Y	235,872	N	0	Y

STATE OF CONNECTICUT

Purchase of Service Contracts
 DETAILS BY AGENCY
 Fiscal Year 2012



<u>Agency</u>	<u>Contractor</u>	<u>Description of Service</u>	<u>Begin DT</u>	<u>Expire DT</u>	<u>Contract Amt</u>	<u>2012 Pymnt</u>	<u>Federal Y or N</u>	<u>Federal Pymnt</u>	<u>Private Y or N</u>	<u>Private Pymnt</u>	<u>Competitively Bid Y or N</u>
DCF	LAWRENCE AND MEMORIAL HOSPITAL	SUBSTANCE ABUSING FAMILIES AT	7/1/2011	6/30/2014	283,743	126,329	Y	20,000	N	0	Y
DCF	LEARN	Building Block	10/1/2008	9/30/2011	5,239,545	248,713	Y	248,713	N	0	Y
DCF	LOWER NAUGATUCK VALLEY PARENT CHILD	OUTPATIENT PSYCHIATRIC CLINIC	7/1/2011	6/30/2014	1,102,950	551,475	N	0	N	0	Y
DCF	MADONNA PLACE INC	FAMILY ENRICHMENT SERVICES -20	7/1/2009	6/30/2012	875,331	291,777	N	0	N	0	Y
DCF	MCCALL FOUNDATION INC	2012 ~ Family Enrichment Servi	7/1/2011	6/30/2014	512,949	170,983	N	0	N	0	Y
DCF	MID FAIRFIELD CHILD GUIDANCE CENTER INC	2012 Child Guidance Clinic	7/1/2011	6/30/2014	5,472,520	1,030,565	N	0	N	0	Y
DCF	MIDDLESEX HOSPITAL	INTENSIVE HOME-BASED SERVICES:	7/1/2009	6/30/2012	434,482	169,350	N	0	N	0	Y
DCF	MIDDLETOWN POLICE BENEFIT ASSOC	2010 ~ Multidisciplinary Team	10/1/2009	9/30/2012	205,000	60,796	Y	18,418	N	0	Y
DCF	MIDWESTERN CT CNSL ON ALCOHOLISM	2011 Therapeutic Group Home -	7/1/2010	6/30/2013	2,808,245	929,264	N	0	N	0	Y
DCF	MOUNT SAINT JOHN INC	2011 Community Restitution App	11/15/2010	6/30/2013	240,000	90,000	N	0	N	0	Y
DCF	NAFI CONNECTICUT INC	2010 THERAPEUTIC GROUP HOME- B	7/1/2009	6/30/2012	21,975,270	6,402,111	N	0	N	0	Y
DCF	NATCHAUG HOSP INC	EXTENDED DAY TREATMENT- NORWIC	7/1/2009	6/30/2012	1,799,827	1,391,793	N	0	N	0	Y
DCF	NEW HAVEN FAM ALLIANCE INC	JUVENILE REVIEW BOARD-2010	7/1/2009	6/30/2012	425,000	225,000	N	0	N	0	Y
DCF	NEW HOPE MANOR INC	MCGUINNESS THERAPEUTIC GROUP H	7/1/2010	6/30/2013	7,972,630	3,753,477	N	0	N	0	Y
DCF	NEW OPPORTUNITIES INC	2012 ~ Intensive Family Preser	7/1/2011	6/30/2014	661,911	220,637	N	0	N	0	Y
DCF	NOANK GROUP HOMES AND SUPPORT SERVICES	THERAPEUTIC GROUP HOME-GRAY FA	7/1/2010	6/30/2013	6,663,215	2,836,900	N	0	N	0	Y
DCF	NORTHEAST CENTER FOR YOUTH AND	2011 ~ Hampton (Storrs) House	7/1/2010	6/30/2013	8,424,735	2,788,245	N	0	N	0	Y
DCF	NUTMEG BIG BROS & SISTERS	One on One Mentoring	7/1/2010	6/30/2013	56,250	18,750	N	0	N	0	Y

Purchase of Service Contracts
 DETAILS BY AGENCY
 Fiscal Year 2012



<u>Agency</u>	<u>Contractor</u>	<u>Description of Service</u>	<u>Begin DT</u>	<u>Expire DT</u>	<u>Contract Amt</u>	<u>2012 Pymnt</u>	<u>Federal Y or N</u>	<u>Federal Pymnt</u>	<u>Private Y or N</u>	<u>Private Pymnt</u>	<u>Competitively Bid Y or N</u>
DCF	OPTIMUS HEALTH CARE INC	Foster Care-BPT,Foster Care-St	7/1/2009	6/30/2012	409,734	136,578	N	0	N	0	Y
DCF	OUR PIECE OF THE PIE INC	2010 WORK/LEARN YOUTH PROGRAM	7/1/2009	6/30/2012	4,077,851	1,259,112	Y	399,757	Y	0	Y
DCF	PERCEPTION PROGRAMS INC	OUTPATIENT ADOLESCENT	7/1/2011	6/30/2014	470,736	235,368	N	0	N	0	Y
DCF	PHILLIPS METROPOLITAN CME CHURCH	QUEEN ESTHER MINISTRY-2010	7/1/2009	6/30/2012	181,110	90,555	Y	37,500	N	0	Y
DCF	RAPE CRISIS CENTER OF MILFORD INC	2010 ~ Multidisciplinary Team	10/1/2009	9/30/2012	150,000	50,000	Y	10,000	N	0	Y
DCF	REGIONAL YOUTH ADULT SOCIAL ACTION	2010 Juvenile Review Board	7/1/2009	6/30/2012	600,000	200,000	N	0	N	0	Y
DCF	REM COMMUNITY SERVICES OF CT INC	Therapeutic Group Home Center	7/1/2010	6/30/2013	6,236,284	1,978,784	N	0	N	0	Y
DCF	RESTORING LIVES MINISTRIES INC	QUEEN ESTHER MINISTRY-2010	7/1/2009	6/30/2012	90,555	87,565	Y	37,500	N	0	Y
DCF	RKIDS INC	2012 ~ Greater New Haven Recon	7/1/2011	6/30/2014	1,006,362	335,454	Y	195,600	N	0	Y
DCF	RUSHFORD CENTER INC	OUTPATIENT ADOLESCENT	7/1/2009	6/30/2012	6,043,539	1,507,018	N	0	N	0	Y
DCF	SHELTER FOR WOMEN INC	2011 ~ Therapeutic Group Home	7/1/2010	6/30/2013	2,954,210	978,070	N	0	N	0	Y
DCF	ST FRANCIS HOSPITAL & MEDICAL CENTER	2010 Family Enrichment Service	7/1/2009	6/30/2012	1,865,227	608,409	N	0	N	0	Y
DCF	THE ACCESS AGENCY INC	ONE ON ONE MENTORING-2011	7/1/2010	6/30/2013	328,600	164,300	Y	81,910	N	0	Y
DCF	THE BRIDGE FAMILY CENTER INC	Short Term Assessment & Respit	7/1/2009	6/30/2012	5,584,672	4,787,572	Y	40,650	N	0	Y
DCF	THE CHILD AND FAMILY GUIDANCE CENTER	2010 Outpatient Psy. clinic.fo	7/1/2009	6/30/2012	16,305,405	5,610,189	Y	84,473	N	0	Y
DCF	THE CHILDREN'S CENTER OF HAMDEN INC	2012 Crisis Stabilization	7/1/2011	6/30/2014	15,967,368	5,310,054	N	0	N	0	Y
DCF	THE CHILDRENS COMMUNITY PROGRAMS	JUVENILE CASE MANAGEMENT - OUT	7/1/2009	6/30/2012	4,203,461	961,875	Y	58,960	N	0	Y
DCF	THE CONNECTION INC	Substance Abusing Families at	7/1/2009	6/30/2012	36,253,010	12,740,910	Y	200,000	N	0	Y

Purchase of Service Contracts
 DETAILS BY AGENCY
 Fiscal Year 2012



<u>Agency</u>	<u>Contractor</u>	<u>Description of Service</u>	<u>Begin DT</u>	<u>Expire DT</u>	<u>Contract Amt</u>	<u>2012 Pymnt</u>	<u>Federal Y or N</u>	<u>Federal Pymnt</u>	<u>Private Y or N</u>	<u>Private Pymnt</u>	<u>Competitively Bid Y or N</u>
DCF	THE KENNEDY CENTER INC	2012 ~ Family Enrichment Servi	7/1/2011	6/30/2014	155,628	51,672	N	0	N	0	Y
DCF	THE VILLAGE FOR FAMILIES & CHILDREN	2010 EXTENDED DAY TREATMENT-HA	7/1/2009	6/30/2012	18,083,138	5,429,469	Y	183,754	N	0	Y
DCF	THOMPSON ECUMENICAL EMPOWERMENT GROUP	FAMILY SUPPORT TEAM-2012	7/1/2011	6/30/2014	93,036	46,518	N	0	N	0	Y
DCF	TORRINGTON AREA YOUTH SERVICE BUREAU INC	2012 ~ Community Based Life Sk	7/1/2011	6/30/2014	117,534	39,178	Y	21,183	N	0	Y
DCF	TOWN OF BLOOMFIELD	2010 FOSTER FAMILY SUPPORT	7/1/2009	6/30/2012	173,739	57,913	N	0	N	0	Y
DCF	TRUE COLORS INC	One On One Mentoring	7/1/2010	6/30/2013	455,001	113,750	N	87,500	N	0	Y
DCF	TVCCA INC	THERAPEUTIC CHILD CARE 2010	7/1/2009	6/30/2012	206,742	0	N	0	N	0	Y
DCF	UNITED COMMUNITY & FAMILY SERVICES INC	OUTPATIENT PSYCH CLINIC FOR CH	7/1/2009	6/30/2012	6,582,903	4,938,028	Y	312,485	N	0	Y
DCF	UNITED SERVICES INC	Outpatient Psychiatric Clinic	7/1/2011	6/30/2014	6,184,353	2,061,451	N	0	N	0	Y
DCF	UNITED WAY OF CONN INC	2012 EMPS STATEWIDE CALL CENTE	7/1/2011	6/30/2014	1,621,138	384,212	N	0	N	0	Y
DCF	VISITING NURSE ASSOCIATION OF CENTRAL CT	2010 Family Enrichment Service	7/1/2009	6/30/2012	200,112	40,022	N	0	N	0	Y
DCF	VNA HEALTH CARE INC	2012 FAMILY ENRICHMENT SERVICE	1/1/2012	6/30/2012	40,024	29,248	N	0	N	0	Y
DCF	WATERFORD COUNTRY SCH INC	INTENSIVE FAMILY PRESERVATION-	7/1/2009	6/30/2012	5,775,654	5,335,778	N	0	N	0	Y
DCF	WELLMORE INC	2010 ~ Outpatient Psychiatric	7/1/2009	6/30/2012	18,634,569	5,662,730	Y	25,000	N	0	Y
DCF	WELLSPRING FOUNDATION	2011 ~ Therapeutic Group Home	7/1/2010	6/30/2013	2,808,245	929,415	N	0	N	0	Y
DCF	WEST HAVEN COMMUNITY HOUSE INC	2010 POSITIVE YOUTH DEVELOPMEN	7/1/2009	6/30/2012	236,386	78,796	N	0	N	0	Y
DCF	WINDHAM REGIONAL COMM COUNCIL	JUVENILE CRIMINAL DIVERSION 20	7/1/2009	6/30/2012	483,552	161,184	N	0	N	0	Y
DCF	YALE UNIVERSITY	Child Guidance Clinic-2012	7/1/2011	6/30/2014	11,097,189	3,931,985	N	0	N	0	Y

Purchase of Service Contracts
 DETAILS BY AGENCY
 Fiscal Year 2012



<u>Agency</u>	<u>Contractor</u>	<u>Description of Service</u>	<u>Begin DT</u>	<u>Expire DT</u>	<u>Contract Amt</u>	<u>2012 Pymnt</u>	<u>Federal Y or N</u>	<u>Federal Pymnt</u>	<u>Private Y or N</u>	<u>Private Pymnt</u>	<u>Competitively Bid Y or N</u>
DCF	YMCA OF N MIDDLESEX COUNTY	RESPIRE CARE SERVICES-2012	7/1/2011	6/30/2014	106,918	53,459	Y	53,459	N	0	Y
DCF	YOUTH CONTINUUM INC	2011 Therapeutic G.H.-Bradley	7/1/2010	6/30/2013	11,670,875	3,857,363	N	0	N	0	Y
DCF - Dept. of Children and Families Total: 127					485,515,225	162,491,846		4,520,689		0	
DDS	A V P INC	Day Support Options	7/1/2011	6/30/2013	4,484,728	1,654,787	N	0	N	0	N
DDS	ABILIS INC	Birth to Three services	7/1/2009	6/30/2012	5,565,680	1,354,870	Y	24,708	N	0	N
DDS	ABILIS INC	Day Support Options	7/1/2011	6/30/2013	15,214,461	6,134,153	N	0	N	0	N
DDS	ABILITIES WITHOUT BOUNDARIES INC	Day Support Options	7/1/2011	6/30/2013	3,432,092	1,154,605	N	0	N	0	N
DDS	ABILITY BEYOND DISABILITY	Day Support Options	7/1/2011	6/30/2013	18,939,566	7,974,942	N	0	N	0	N
DDS	ACORD INC	Day Support Options	7/1/2011	6/30/2013	10,289,827	3,779,753	N	0	N	0	N
DDS	ADVANCE THERAPY ASSOCIATES LLC	Specialized Support	9/1/2008	6/30/2015	1,107,554	111,335	N	0	N	0	N
DDS	ADVANCE THERAPY ASSOCIATES LLC	Birth to Three services	7/1/2009	6/30/2012	1,801,895	583,101	Y	0	N	0	N
DDS	AGENCY ON AGING OF SOUTH CENTRAL	Day Support Options	7/1/2011	6/30/2013	739,512	197,019	N	0	N	0	N
DDS	ALLIANCE HEALTHCARE SOLUTIONS LLC	Day Support Options	7/1/2011	6/30/2013	2,948,021	1,116,272	N	0	N	0	N
DDS	ALLIED COMMUNITY RESOURCES INC	Administrative Fees	1/1/2011	12/31/2012	4,169,805	1,908,373	N	0	N	0	N
DDS	ALLIED REHABILITATION CNTR INC	Day Support Options	7/1/2011	6/30/2013	10,659,943	4,064,594	N	0	N	0	N
DDS	ALTERNATIVE ENRICHMENT AT	Day Support Options	7/1/2011	6/30/2013	774,130	168,563	N	0	N	0	N
DDS	ALTERNATIVE SERV CONN INC	Day Support Options	7/1/2011	6/30/2013	17,275,633	7,987,057	N	0	N	0	N

Purchase of Service Contracts
 DETAILS BY AGENCY
 Fiscal Year 2012



<u>Agency</u>	<u>Contractor</u>	<u>Description of Service</u>	<u>Begin DT</u>	<u>Expire DT</u>	<u>Contract Amt</u>	<u>2012 Pymnt</u>	<u>Federal Y or N</u>	<u>Federal Pymnt</u>	<u>Private Y or N</u>	<u>Private Pymnt</u>	<u>Competitively Bid Y or N</u>
DDS	ALTERNATIVES INC	Day Support Options	7/1/2011	6/30/2013	5,811,531	2,375,084	N	0	N	0	N
DDS	AMERICAN SCHOOL FOR THE DEAF	Day Support Options	7/1/2011	6/30/2013	1,574,799	511,084	N	0	N	0	N
DDS	AMERICAN SCHOOL FOR THE DEAF	Birth to Three services	7/1/2009	8/31/2012	1,916,826	607,917	N	92,187	N	0	N
DDS	APPLIED BEHAVIORAL SCIENCES LLC	Group Psychotherapy FY 11	7/1/2010	6/30/2014	0	11,750	N	0	N	0	N
DDS	ARC NEW LONDON COUNTY INC	Day Support Options	7/1/2011	6/30/2013	18,134,861	6,764,459	N	0	N	0	N
DDS	ARC OF MERIDEN - WALLINGFORD INC	Day Support Options	7/1/2011	6/30/2013	17,917,538	7,285,365	Y	521,259	N	0	N
DDS	AREA COOPERATIVE EDUCATIONAL SERVICES	Group Employment	7/1/2011	6/30/2013	4,344,282	1,481,642	N	0	N	0	N
DDS	ARI OF CONNECTICUT INC	Day Support Options	7/1/2011	6/30/2013	13,869,752	5,164,173	N	0	N	0	N
DDS	ASSOC FOR RETARDED OF GRTR NEW HAVEN INC	Day Support Options	7/1/2011	6/30/2013	4,694,537	2,023,164	N	0	N	0	N
DDS	ASSOCIATED NEUROLOGISTS	Physicians - Neurologists for	4/1/2005	6/30/2013	148,505	13,500	N	0	N	0	N
DDS	BAROCO CORP	Day Support Options	7/1/2011	6/30/2013	7,143,815	2,815,344	Y	209,351	N	0	N
DDS	BEACON SERVICES OF CT	Birth to Three services	7/1/2009	6/30/2012	4,892,417	1,202,613	N	0	N	0	N
DDS	BENHAVEN INC	Day Support Options	7/1/2011	6/30/2013	9,319,362	3,246,339	N	0	N	0	N
DDS	BEST BUDDIES INTERNATIONAL INC	Client Services- General	7/1/2009	6/30/2012	885,000	295,000	N	0	N	0	N
DDS	BH CARE INC	Day Support Options	7/1/2011	6/30/2013	738,549	250,039	N	0	N	0	N
DDS	BILINGUALS INC	Birth to Three Services	7/1/2009	6/30/2012	2,364,120	363,016	N	0	N	0	N
DDS	BRIAN HOUSE INC	Community Living Arrangements	7/1/2011	6/30/2013	7,965,493	3,402,752	N	0	N	0	N
DDS	BRIDGES	Individualized Home Supports	7/1/2011	6/30/2013	807,100	275,427	N	0	N	0	N

Purchase of Service Contracts
 DETAILS BY AGENCY
 Fiscal Year 2012



<u>Agency</u>	<u>Contractor</u>	<u>Description of Service</u>	<u>Begin DT</u>	<u>Expire DT</u>	<u>Contract Amt</u>	<u>2012 Pymnt</u>	<u>Federal Y or N</u>	<u>Federal Pymnt</u>	<u>Private Y or N</u>	<u>Private Pymnt</u>	<u>Competitively Bid Y or N</u>
DDS	BRISTOL ADULT RESOURCE CENTER INC	Day Support Options	7/1/2011	6/30/2013	12,882,279	4,599,029	N	0	N	0	N
DDS	BUCKINGHAM COMM SERV OF CT INC	Day Support Options	7/1/2011	6/30/2013	5,353,049	1,756,980	N	0	N	0	N
DDS	BUILDING BRIDGES LLC	Birth to Three Services	7/1/2009	6/30/2012	2,157,472	686,882	N	0	N	0	N
DDS	C W RESOURCES INC	Day Support Options	7/1/2011	6/30/2013	16,261,823	5,133,074	Y	593,091	N	0	N
DDS	CAPITOL REGION EDUCATION COUNCIL	Community Living Arrangements	7/1/2011	6/30/2013	1,995,800	503,428	N	0	N	0	N
DDS	CAPITOL REGION EDUCATION COUNCIL	Birth to Three services	7/1/2009	6/30/2012	6,524,605	1,964,167	Y	30,000	N	0	N
DDS	CATHOLIC CHARITIES INC	Day Support Options	7/1/2011	6/30/2013	7,367,649	3,283,228	N	0	N	0	N
DDS	CCARC INC	Day Support Options	7/1/2011	6/30/2013	22,065,275	8,047,393	N	0	N	0	N
DDS	CENTER FOR CHILDREN WITH SPECIAL	Autism Spectrum Consult Svcs	7/1/2011	6/30/2012	48,000	42,375	N	0	N	0	N
DDS	CENTER FOR PEDIATRIC THERAPY-FAIRFIELD	Occupational Therapy Services	7/1/2004	6/30/2013	336,628	61,325	N	0	N	0	N
DDS	CES COOPERATIVE EDUCATIONAL SVS	Birth to Three services	7/1/2009	6/30/2012	2,393,470	438,362	Y	0	N	0	N
DDS	CHEZ NOUS INC	Continuous Residential Support	7/1/2011	6/30/2013	528,508	190,299	N	0	N	0	N
DDS	CHILDREN'S THERAPY SERVICES LLC	Birth to Three Services	7/1/2009	6/30/2012	2,670,169	734,737	N	0	N	0	N
DDS	CLASP HOMES INC	Day Support Options	7/1/2011	6/30/2013	11,901,233	5,556,557	N	0	N	0	N
DDS	COMMUNITY ENTERPRISES INC	Day Support Options	7/1/2011	6/30/2013	9,552,237	2,731,699	N	0	N	0	N
DDS	COMMUNITY OPTIONS INC	Day Support Options	7/1/2011	6/30/2013	6,598,453	1,662,027	N	0	N	0	N
DDS	COMMUNITY RESIDENCES INC	Day Support Options	7/1/2011	6/30/2013	25,466,446	9,490,255	N	0	N	0	N
DDS	COMMUNITY SOCIAL INTEGRATION LLC	Day Support Options	7/1/2011	6/30/2013	12,125,658	4,824,927	N	0	N	0	N

Purchase of Service Contracts
 DETAILS BY AGENCY
 Fiscal Year 2012



<u>Agency</u>	<u>Contractor</u>	<u>Description of Service</u>	<u>Begin DT</u>	<u>Expire DT</u>	<u>Contract Amt</u>	<u>2012 Pymnt</u>	<u>Federal Y or N</u>	<u>Federal Pymnt</u>	<u>Private Y or N</u>	<u>Private Pymnt</u>	<u>Competitively Bid Y or N</u>
DDS	COMMUNITY SYSTEMS INC	Day Support Options	7/1/2011	6/30/2013	34,564,627	15,221,804	N	0	N	0	N
DDS	COMMUNITY VOCATIONAL SVS INC	Day Support Options	7/1/2011	6/30/2013	3,065,731	988,179	N	0	N	0	N
DDS	CONNECTICUT BEHAVIORAL HEALTH	Psychological and Behavioral H	4/1/2008	6/30/2014	1,050,000	17,601	N	0	N	0	Y
DDS	CONNECTICUT INSTITUTE F/T BLIND INC	provide assistive technology a	7/1/2011	6/30/2014	360,000	85,204	Y	85,204	N	0	N
DDS	CONNECTICUT INSTITUTE F/T BLIND INC	Birth to Three Services	7/1/2009	6/30/2012	1,310,575	355,553	N	0	N	0	N
DDS	CONNECTICUT INSTITUTE F/T BLIND INC	Day Support Options	7/1/2011	6/30/2013	85,645,169	37,221,965	Y	675,846	N	0	N
DDS	CONTINUUM OF CARE INC	Day Support Options	7/1/2011	6/30/2013	16,659,935	6,413,142	N	0	N	0	N
DDS	CORNELL SCOTT-HILL HEALTH CORPORATION	Birth to Three services	7/1/2009	6/30/2012	1,542,044	422,465	Y	0	N	0	N
DDS	CORPORATION FOR PUBLIC MANAGEMNT	Day Support Options	7/1/2011	6/30/2013	10,738,581	4,093,038	N	0	N	0	N
DDS	COVENTRY INTERNAL MEDICINE	Specialized support	7/1/2004	8/30/2011	33,600	824	N	0	N	0	N
DDS	CREATIVE INTERVENTIONS LLC	Birth to Three services	7/1/2009	6/30/2012	3,608,493	1,345,543	N	244,737	N	0	N
DDS	DEVELOPMENTAL SOLUTIONS LLC	Sex offender group therapies f	7/1/2011	6/30/2013	55,930	17,317	N	0	N	0	N
DDS	DRS THOMPSON GOLDBERG COOPER AND DONKA	Primary Medical Care Services	7/1/2011	6/30/2012	12,000	10,625	N	0	N	0	N
DDS	DUNGARVIN CONNECTICUT LLC	Day Support Options	7/1/2011	6/30/2013	7,139,845	2,572,753	N	0	N	0	N
DDS	EASTCONN	Birth to Three Services	7/1/2009	6/30/2012	1,546,343	397,531	N	0	N	0	N
DDS	EASTER SEAL REHAB CTR OF GRTR WTBY INC	Day Support Options	7/1/2011	6/30/2013	6,838,185	2,411,805	Y	123,854	N	0	N
DDS	EASTER SEAL REHAB CTR OF GRTR WTBY INC	Birth to Three Services	7/1/2009	6/30/2012	15,617,788	4,006,697	Y	377,106	N	0	N
DDS	EASTER SEALS CAPITAL REGION & EASTERN CT	Day Support Options	7/1/2011	6/30/2013	6,162,662	1,979,477	N	0	N	0	N

STATE OF CONNECTICUT

Purchase of Service Contracts
 DETAILS BY AGENCY
 Fiscal Year 2012



<u>Agency</u>	<u>Contractor</u>	<u>Description of Service</u>	<u>Begin DT</u>	<u>Expire DT</u>	<u>Contract Amt</u>	<u>2012 Pymnt</u>	<u>Federal Y or N</u>	<u>Federal Pymnt</u>	<u>Private Y or N</u>	<u>Private Pymnt</u>	<u>Competitively Bid Y or N</u>
DDS	EASTER SEALS GOODWILL INDUST	Day Support Options	7/1/2011	6/30/2013	7,049,989	2,519,906	N	0	N	0	N
DDS	EASTERN COMMUNITY DEV CORP	Day Support Options	7/1/2011	6/30/2013	9,151,088	3,838,998	N	0	N	0	N
DDS	EDUCATION CONNECTION	Day Support Options	7/1/2011	6/30/2013	3,728,081	1,543,435	N	0	N	0	N
DDS	EDUCATION CONNECTION	Birth to Three services	7/1/2009	6/30/2012	4,044,877	878,632	N	0	N	0	N
DDS	EDUCATIONAL CONSULTANTS GROUP	Community Living Arrangements	7/1/2011	6/30/2013	964,000	352,237	N	0	N	0	N
DDS	EMPLOYMENT OPTIONS LLC	Day Support Options	7/1/2011	6/30/2013	4,739,826	991,183	N	0	N	0	N
DDS	FAMILY OPTIONS	Day Support Options	7/1/2011	6/30/2013	6,877,298	3,006,848	N	0	N	0	N
DDS	FRIENDS OF NEW MILFORD INC	Day Support Options	7/1/2011	6/30/2013	1,832,019	499,135	N	0	N	0	N
DDS	FUTURES INC	Day Support Options	7/1/2011	6/30/2013	2,643,101	670,968	N	0	N	0	N
DDS	GERIATRIC MENTAL HEALTH SPECIALIST INC	Psych Services - Hartford FY 1	7/1/2010	6/30/2014	0	30,300	N	0	N	0	Y
DDS	GERIATRIC MENTAL HEALTH SPECIALIST INC	Psychiatric Services - Woodbri	7/1/2010	6/30/2014	0	9,225	N	0	N	0	Y
DDS	GERIATRIC MENTAL HEALTH SPECIALIST INC	DMR Payment for Psychiatric S	1/1/2008	6/30/2015	93,600	3,392	N	0	N	0	N
DDS	GIL FOUND INC	Day Support Options	7/1/2011	6/30/2013	5,426,162	2,353,742	N	0	N	0	N
DDS	GOODWILLOF WESTERN AND NORTHERN	Day Support Options	7/1/2011	6/30/2013	8,309,932	2,551,734	N	0	N	0	N
DDS	GREEN CHIMNEYS CHILDREN SERVICES	Group Employment	7/1/2011	6/30/2013	1,974,926	664,916	N	0	N	0	N
DDS	GUIDE INC	Day Support Options	7/1/2011	6/30/2013	1,514,560	451,892	N	0	N	0	N
DDS	HARC INC	Birth to Three services	7/1/2009	6/30/2012	6,166,912	1,795,004	Y	43,700	N	0	N
DDS	HARC INC	Day Support Options	7/1/2011	6/30/2013	26,695,121	9,671,518	Y	632,902	N	0	N

Purchase of Service Contracts
 DETAILS BY AGENCY
 Fiscal Year 2012



<u>Agency</u>	<u>Contractor</u>	<u>Description of Service</u>	<u>Begin DT</u>	<u>Expire DT</u>	<u>Contract Amt</u>	<u>2012 Pymnt</u>	<u>Federal Y or N</u>	<u>Federal Pymnt</u>	<u>Private Y or N</u>	<u>Private Pymnt</u>	<u>Competitively Bid Y or N</u>
DDS	HART UNITED INC	Day Support Options	7/1/2011	6/30/2013	11,930,177	4,872,818	N	0	N	0	N
DDS	HELPING PEOPLE EXCEL INC	Day Support Options	7/1/2011	6/30/2013	2,953,035	951,017	N	0	N	0	N
DDS	HOCKANUM INDUSTRIES INC	Day Support Options	7/1/2011	6/30/2013	2,608,084	113,447	N	0	N	0	N
DDS	HORIZONS PROGRAMS INC	Day Support Options	7/1/2011	6/30/2013	7,793,201	2,407,350	N	0	N	0	N
DDS	HOSPITAL OF SAINT RAPHAEL	Physician, Geriatrician at Sou	2/1/2005	6/30/2012	111,600	0	N	0	N	0	N
DDS	HOSPITAL OF SAINT RAPHAEL	Physician, Geriatrician for So	2/1/2005	6/30/2013	120,000	13,976	N	0	N	0	N
DDS	HUMANIDAD INC	Community Living Arrangements	7/1/2011	6/30/2013	4,736,339	1,892,655	N	0	N	0	N
DDS	ICES INC	Day Support Options	7/1/2011	6/30/2013	16,728,162	6,952,104	N	0	N	0	N
DDS	INSTITUTE OF PROFESSIONAL PRACTICE	Day Support Options	7/1/2011	6/30/2013	20,059,366	8,530,159	N	0	N	0	N
DDS	JUSTICE RESOURCE INSTITUTE INC	Community Living Arrangements	7/1/2011	6/30/2013	3,600,000	1,484,146	N	0	N	0	N
DDS	KENCREST SERVICES	Community Living Arrangements	7/1/2010	6/30/2012	4,072,650	192,957	N	0	N	0	N
DDS	KENCREST SERVICES	Community Living Arrangements	7/1/2011	6/30/2013	5,014,490	1,897,919	N	0	N	0	N
DDS	KENNEDY-DONOVAN CENTER INC	Birth to Three services	7/1/2009	6/30/2012	1,122,588	259,532	Y	0	N	0	N
DDS	KEY HUMAN SERVICES INC	Birth to Three Services	7/1/2009	6/30/2012	1,582,743	391,979	N	0	N	0	N
DDS	KEY HUMAN SERVICES INC	Day Support Options	7/1/2011	6/30/2013	24,761,326	10,667,747	N	0	N	0	N
DDS	KUHN EMP OPPORTUNITIES INC	Day Support Options	7/1/2011	6/30/2013	6,784,591	2,408,296	N	0	N	0	N
DDS	LEARN	Birth to Three services	7/1/2009	8/31/2012	3,949,029	1,069,056	Y	0	N	0	N
DDS	LIBERTY HEALTHCARE CORP	Medical Director for Southbury	7/1/2010	6/30/2013	875,520	301,200	N	0	N	0	N

Purchase of Service Contracts
 DETAILS BY AGENCY
 Fiscal Year 2012



<u>Agency</u>	<u>Contractor</u>	<u>Description of Service</u>	<u>Begin DT</u>	<u>Expire DT</u>	<u>Contract Amt</u>	<u>2012 Pymnt</u>	<u>Federal Y or N</u>	<u>Federal Pymnt</u>	<u>Private Y or N</u>	<u>Private Pymnt</u>	<u>Competitively Bid Y or N</u>
DDS	LITCHFIELD COUNTY ASSOCIATION	Day Support Options	7/1/2011	6/30/2013	10,641,444	3,874,343	N	0	N	0	N
DDS	MARC COMMUNITY RESOURCES LTD	Day Support Options	7/1/2011	6/30/2013	10,451,726	3,646,922	N	0	N	0	N
DDS	MARC INC OF MANCHESTER	Day Support Options	7/1/2011	6/30/2013	16,678,820	6,369,444	N	0	N	0	N
DDS	MARCH INC OF MANCHESTER	Community Living Arrangements	7/1/2011	6/30/2013	10,959,850	4,642,818	N	0	N	0	N
DDS	MARRAKECH HOUSING OPTIONS INC	Day Support Options	7/1/2011	6/30/2013	37,883,036	15,475,642	N	0	N	0	N
DDS	MAXIM HEALTHCARE SERVICES INC	Speech Language Pathologist at	9/17/2006	6/30/2012	470,855	89,061	N	0	N	0	Y
DDS	MAXIM HEALTHCARE SERVICES INC	Speech Therapy to Individuals	5/1/2008	6/30/2013	900,000	0	N	0	N	0	Y
DDS	MCLAUGHLIN & ASSOCIATES LLC	Birth to Three Services	7/1/2009	6/30/2012	5,161,704	1,523,665	N	262,266	N	0	N
DDS	MOSAIC	Day Support Options	7/1/2011	6/30/2013	23,598,269	10,509,419	N	0	N	0	N
DDS	N E CENTER FOR HEARING REHAB	Birth to Three services	7/1/2009	8/31/2012	489,624	130,106	N	0	N	0	N
DDS	NAFI CONNECTICUT INC	Day Support Options	7/1/2011	6/30/2013	3,243,366	1,014,340	N	0	N	0	N
DDS	NETWORK INC	Day Support Options	7/1/2011	6/30/2013	20,896,057	9,062,968	N	0	N	0	N
DDS	NEW BEGINNINGS FOR LIFE LLC	Continuous Residential Support	7/1/2011	6/30/2013	1,112,155	424,049	N	0	N	0	N
DDS	NEW CANAAN GROUP HOME INC	Community Living Arrangements	7/1/2011	6/30/2013	721,300	266,745	N	0	N	0	N
DDS	NEW ENGLAND RESIDENTIAL SERV INC	Day Support Options	7/1/2011	6/30/2013	12,424,199	5,296,971	N	0	N	0	N
DDS	NEW FOUNDATIONS INC	Community Living Arrangements	7/1/2011	6/30/2013	4,122,081	1,835,465	N	0	N	0	N
DDS	NEW SEASONS INC	Day Support Options	7/1/2011	6/30/2013	16,138,465	6,098,391	N	0	N	0	N
DDS	NORTHEAST PLACEMENT SERVICES INC	Day Support Options	7/1/2011	6/30/2013	8,327,199	2,943,953	N	0	N	0	N

Purchase of Service Contracts
 DETAILS BY AGENCY
 Fiscal Year 2012



<u>Agency</u>	<u>Contractor</u>	<u>Description of Service</u>	<u>Begin DT</u>	<u>Expire DT</u>	<u>Contract Amt</u>	<u>2012 Pymnt</u>	<u>Federal Y or N</u>	<u>Federal Pymnt</u>	<u>Private Y or N</u>	<u>Private Pymnt</u>	<u>Competitively Bid Y or N</u>
DDS	ON SITE PSYCHIATRIC SVCS INC	Psychiatric Services	7/1/2010	8/3/2011	0	800	N	0	N	0	Y
DDS	ON SITE PSYCHIATRIC SVCS INC	FY12 - Psychiatric Services	7/1/2011	6/30/2014	0	8,800	N	0	N	0	Y
DDS	OPPORTUNITY HOUSE INC	Day Support Options	7/1/2011	6/30/2013	4,790,304	2,017,659	N	0	N	0	N
DDS	OPTIONS UNLIMITED INC	Day Support Options	7/1/2011	6/30/2013	8,471,650	3,286,044	N	0	N	0	N
DDS	PHYSICAL THERAPY OF SOUTHERN CT PC	Birth to Three Services	7/1/2009	6/30/2012	2,516,379	730,119	N	0	N	0	N
DDS	PRIMECARE INC	Day Support Options	7/1/2011	6/30/2013	31,049,730	13,075,873	N	0	N	0	N
DDS	PROHEALTH PHYSICIANS MSO INC	Primary Care Medical Services	7/1/2003	8/3/2011	7,695	0	N	0	N	0	Y
DDS	PROHEALTH PHYSICIANS PC	Primary Care Medical Services	7/1/2003	8/3/2011	0	7,695	N	0	N	0	Y
DDS	PROHEALTH PHYSICIANS PC	FY 12 - Primary Care Medical S	7/1/2011	6/30/2014	0	84,645	N	0	N	0	Y
DDS	PROJECT INTERACT INC	Birth to Three Services	7/1/2009	6/30/2012	3,935,944	946,947	N	0	N	0	N
DDS	REACHOUT INC	Birth to Three services	7/1/2009	6/30/2012	4,940,690	1,505,447	Y	37,180	N	0	N
DDS	REHABILITATION ASSOCIATES OF CONNECTICUT	Specialized Services	7/1/2002	6/30/2014	1,215,613	87,073	N	0	N	0	N
DDS	REHABILITATION ASSOCIATES OF CONNECTICUT	Physical Therapy Services in P	7/1/2004	6/30/2013	1,315,552	151,298	N	0	N	0	Y
DDS	REHABILITATION ASSOCIATES OF CONNECTICUT	Birth to Three Services	7/1/2009	6/30/2012	14,851,691	4,829,623	Y	958,915	N	0	N
DDS	RELIANCE HOUSE INC	Day Support Options	7/1/2011	6/30/2013	2,869,935	989,110	N	0	N	0	N
DDS	REM COMMUNITY SERVICES OF CT INC	Birth to Three services	5/15/2010	6/30/2012	1,800,000	532,092	N	0	N	0	N
DDS	REM COMMUNITY SERVICES OF CT INC	Day Support Options	7/1/2011	6/30/2013	26,137,046	10,704,270	N	0	N	0	N
DDS	RESOURCES FOR HUMAN DEVELOPMENT	Day Support Options	7/1/2011	6/30/2013	16,271,898	6,798,380	N	0	N	0	N

Purchase of Service Contracts
 DETAILS BY AGENCY
 Fiscal Year 2012



<u>Agency</u>	<u>Contractor</u>	<u>Description of Service</u>	<u>Begin DT</u>	<u>Expire DT</u>	<u>Contract Amt</u>	<u>2012 Pymnt</u>	<u>Federal Y or N</u>	<u>Federal Pymnt</u>	<u>Private Y or N</u>	<u>Private Pymnt</u>	<u>Competitively Bid Y or N</u>
DDS	REWARDING WORK RESOURCES INC	Subscription Svcs	8/1/2011	6/30/2012	9,000	9,000	N	0	N	0	N
DDS	RMS DEVELOPMENT INC	Day Support Options	7/1/2011	6/30/2013	29,753,399	13,529,320	N	0	N	0	N
DDS	SARAH INC	Birth to Three services	7/1/2009	6/30/2012	4,338,058	1,310,435	Y	0	N	0	N
DDS	SARAH INC	Day Support Options	7/1/2011	6/30/2013	11,532,699	4,639,528	Y	720,612	N	0	N
DDS	SARAH SENECA RESIDENTIAL SERV	Day Support Options	7/1/2011	6/30/2013	11,568,309	5,194,406	N	0	N	0	N
DDS	SARAH TUXIS RESIDENTIAL SERV	Day Support Options	7/1/2011	6/30/2013	12,677,899	5,714,183	N	0	N	0	N
DDS	SEABIRD ENTERPRISES INC	Day Support Options	7/1/2011	6/30/2013	11,271,295	4,016,224	Y	392,355	N	0	N
DDS	SHARP TRAINING INC	Day Support Options	7/1/2011	6/30/2013	3,714,802	1,163,814	N	0	N	0	N
DDS	SLC THERAPY OF CONNECTICUT LLC	Speech/language Pathology, Occ	4/1/2011	6/30/2014	600,000	1,466	N	0	N	0	N
DDS	ST FRANCIS HOSPITAL & MEDICAL CENTER	Dental Services	7/1/2010	6/30/2012	194,000	98,692	N	0	N	0	N
DDS	ST LUKE'S FAMILY PRACTICE	Primary Care Medical Services	7/1/2011	6/30/2014	0	28,883	N	0	N	0	Y
DDS	ST VINCENT'S SPECIAL NEEDS CTR	Birth to Three services	7/1/2009	6/30/2012	1,364,362	357,544	N	0	N	0	N
DDS	ST VINCENT'S SPECIAL NEEDS CTR	Day Support Options	7/1/2011	6/30/2013	21,399,480	8,657,058	Y	253,115	N	0	N
DDS	STAR INC	Birth to Three Services	7/1/2009	6/30/2012	1,539,446	341,902	Y	84,597	N	0	N
DDS	STAR INC	Day Support Options	7/1/2011	6/30/2013	20,739,967	8,491,234	Y	279,784	N	0	N
DDS	SUNRISE NORTHEAST INC	Day Support Options	7/1/2011	6/30/2013	32,061,557	14,184,208	N	0	N	0	N
DDS	SUNSET HILL INC	Day Support Options	7/1/2011	6/30/2013	1,270,241	475,364	N	0	N	0	N
DDS	SUNSET SHORES OF MILFORD INC	Administrative Fees	1/1/2011	12/31/2012	4,186,800	1,918,050	N	0	N	0	N

Purchase of Service Contracts
 DETAILS BY AGENCY
 Fiscal Year 2012



<u>Agency</u>	<u>Contractor</u>	<u>Description of Service</u>	<u>Begin DT</u>	<u>Expire DT</u>	<u>Contract Amt</u>	<u>2012 Pymnt</u>	<u>Federal Y or N</u>	<u>Federal Pymnt</u>	<u>Private Y or N</u>	<u>Private Pymnt</u>	<u>Competitively Bid Y or N</u>
DDS	THE ARC OF QUINEBAUG VALLEY INC	Day Support Options	7/1/2011	6/30/2013	8,124,069	2,577,676	N	0	N	0	N
DDS	THE ARC OF SOUTHTON INC	Day Support Options	7/1/2011	6/30/2013	7,671,874	3,223,002	N	0	N	0	N
DDS	THE ARC OF THE FARMINGTON VALLEY INC	Day Support Options	7/1/2011	6/30/2013	15,247,921	6,208,583	N	0	N	0	N
DDS	THE CARING COMM OF CONN INC	Day Support Options	7/1/2011	6/30/2013	20,912,579	9,219,044	N	0	N	0	N
DDS	THE COLUMBUS ORGANIZATION	Psychiatric Services at Southb	7/1/2011	6/30/2014	795,000	240,063	N	0	N	0	N
DDS	THE COLUMBUS ORGANIZATION	Doctoral Level Behavior Analys	9/1/2008	6/30/2013	1,179,394	219,678	N	0	N	0	N
DDS	THE COLUMBUS ORGANIZATION	Speech Therapy Services for th	8/21/2004	6/30/2013	2,163,888	117,659	N	0	N	0	Y
DDS	THE CONNECTION INC	Community Training Home	7/1/2011	6/30/2013	142,121	49,435	N	0	N	0	N
DDS	THE CONNECTION INC	Specialized Services	7/1/2004	6/30/2013	226,100	0	N	0	N	0	N
DDS	THE JEWISH ASSOC FOR	Day Support Options	7/1/2011	6/30/2013	3,912,764	1,469,054	N	0	N	0	N
DDS	THE KENNEDY CENTER INC	Day Support Options	7/1/2011	6/30/2013	42,641,938	17,263,755	Y	595,154	N	0	N
DDS	THE LIGHTHOUSE VOC ED CENTER	Day Support Options	7/1/2011	6/30/2013	2,069,255	611,236	N	0	N	0	N
DDS	THE MAY INSTITUTE	Day Support Options	7/1/2011	6/30/2013	15,741,722	7,271,508	N	0	N	0	N
DDS	THE NURSE NETWORK LLC	Physical Therapy Services pro	9/19/2010	9/30/2013	308,133	31,440	N	0	N	0	Y
DDS	THERACARE	Birth to Three services	7/1/2009	7/31/2012	13,959,981	4,169,583	Y	167,857	N	0	N
DDS	THERAPY UNLIMITED LLC	Birth to Three services	7/1/2009	6/30/2012	5,960,982	1,741,064	N	36,000	N	0	N
DDS	TOWN OF CHESHIRE	Birth to Three services	7/1/2009	8/31/2012	1,179,946	254,082	N	0	N	0	N
DDS	TOWN OF EAST HARTFORD	Birth to Three services	7/1/2009	6/30/2012	1,820,056	412,699	N	0	N	0	N

Purchase of Service Contracts
 DETAILS BY AGENCY
 Fiscal Year 2012



<u>Agency</u>	<u>Contractor</u>	<u>Description of Service</u>	<u>Begin DT</u>	<u>Expire DT</u>	<u>Contract Amt</u>	<u>2012 Pymnt</u>	<u>Federal Y or N</u>	<u>Federal Pymnt</u>	<u>Private Y or N</u>	<u>Private Pymnt</u>	<u>Competitively Bid Y or N</u>
DDS	TRANSITIONAL EMPLOYMENT UNLIMITED INC	Day Support Options	7/1/2011	6/30/2013	790,357	122,828	N	0	N	0	N
DDS	TRI-COUNTY ARC INC	Day Support Options	7/1/2011	6/30/2013	13,528,379	4,785,264	N	0	N	0	N
DDS	TURNING LEAF AGENCY CORP	Continuous Residential Support	7/1/2011	6/30/2013	3,233,265	1,296,461	N	0	N	0	N
DDS	UCPA OF SOUTH CT INC	Clinical Services to Individua	7/1/2011	6/30/2014	450,000	129,168	N	0	N	0	N
DDS	UCPA OF SOUTH CT INC	DMR Payments 01/20/2008 thru 0	1/20/2008	8/31/2011	600,000	16,041	N	0	N	0	Y
DDS	UCPA OF SOUTH CT INC	Day Support Options	7/1/2011	6/30/2013	1,862,198	536,795	N	0	N	0	N
DDS	UNITED CEREBRAL PALSY OF EASTERN	Day Support Options	7/1/2011	6/30/2013	5,916,149	2,438,553	N	0	N	0	N
DDS	UNITED SERVICES INC	FY 12 - Psychiatric Services -	7/1/2011	6/30/2014	0	23,870	N	0	N	0	Y
DDS	UNITED SERVICES INC	Psychiatric Services - Putnam	7/1/2010	8/3/2011	0	2,170	N	0	N	0	Y
DDS	UNITED WAY OF CONN INC	Referral Services	7/1/2010	6/30/2015	1,576,500	266,573	Y	266,573	N	0	N
DDS	VANTAGE GROUP INC	Day Support Options	7/1/2011	6/30/2013	8,109,824	3,471,467	N	0	N	0	N
DDS	VARCA INC	Sheltered Employment	7/1/2011	6/30/2013	2,629,573	823,667	N	0	N	0	N
DDS	VINFEN OF CONNECTICUT INC	Day Support Options	7/1/2011	6/30/2013	20,604,168	9,315,821	N	0	N	0	N
DDS	WATERBURY ASSOC FOR RETARDED CITIZENS INC	Day Support Options	7/1/2011	6/30/2013	6,785,537	2,443,685	N	0	N	0	N
DDS	WEST HAVEN COMMUNITY HOUSE INC	Day Support Options	7/1/2011	6/30/2013	7,016,256	2,694,701	N	0	N	0	N
DDS	WHEELER CLINIC INC	Psychiatric Care FY 11	7/1/2010	6/30/2014	0	106,029	N	0	N	0	Y
DDS	WHEELER CLINIC INC	Crisis Intervention Services F	7/1/2010	6/30/2014	0	12,250	N	0	N	0	Y
DDS	WHEELER CLINIC INC	Birth to Three Services	7/1/2009	6/30/2012	1,965,586	499,197	Y	0	N	0	N

Purchase of Service Contracts
 DETAILS BY AGENCY
 Fiscal Year 2012



<u>Agency</u>	<u>Contractor</u>	<u>Description of Service</u>	<u>Begin DT</u>	<u>Expire DT</u>	<u>Contract Amt</u>	<u>2012 Pymnt</u>	<u>Federal Y or N</u>	<u>Federal Pymnt</u>	<u>Private Y or N</u>	<u>Private Pymnt</u>	<u>Competitively Bid Y or N</u>
DDS	WHOLE LIFE INC	Day Support Options	7/1/2011	6/30/2013	24,604,397	11,064,174	N	0	N	0	N
DDS	WINCHESTER TOWN TREASURER	Day Support Options	7/1/2011	6/30/2013	774,601	201,640	N	0	N	0	N
DDS	WINDSOR INDEPENDENT LIVING	Day Support Options	7/1/2011	6/30/2013	6,876,991	3,012,700	N	0	N	0	N
DDS	WINSTED GROUP HOME LLC	Community Living Arrangements	7/1/2011	6/30/2013	1,131,160	425,449	N	0	N	0	N
DDS	YALE NEW HAVEN HOSPITAL	Dental Services for DDS South	10/1/2011	6/30/2015	75,000	0	N	0	N	0	N
DDS - Department of Development Serv Total: 199					1,477,329,244	569,645,336		7,708,352		0	
DOC	ARTWORKS TO EMPOWER INC	Art Therapy	7/1/2011	6/30/2014	18,000	6,000	N	0	N	0	N
DOC	CAREER RESOURCES	ReEntry Works	7/1/2010	7/31/2016	1,560,000	238,333	N	0	N	0	N
DOC	CENTRAL NAUGATUCK VALLEY HELP INC	Rogers House	6/1/2009	7/31/2014	6,135,077	1,240,537	N	0	N	0	Y
DOC	CHRYSALIS CENTER INC	Hartford Employment	6/1/2009	7/31/2013	4,236,826	959,639	N	0	N	0	Y
DOC	CNCL OF CHURCHES OF GRTR BPT INC	Co-OP Center	7/1/2009	7/31/2014	1,709,500	316,267	N	0	N	0	Y
DOC	COLUMBUS HOUSE INC	Starting Over	7/1/2010	7/31/2016	4,526,848	762,308	N	0	N	0	N
DOC	COMMUNITY PARTNERS IN ACTION INC	Male Work Release Program	6/1/2009	7/31/2014	5,992,363	1,101,017	N	0	N	0	Y
DOC	COMMUNITY RENEWAL TEAM INC	Scattered Site Supportive Hous	7/1/2010	7/31/2013	1,153,848	384,616	N	0	N	0	N
DOC	COMMUNITY RENEWAL TEAM INC	Project Transition	7/1/2009	7/31/2013	5,061,958	1,366,192	N	0	N	0	Y
DOC	COMMUNITY SOLUTIONS INC	Berman Treatment Center	7/1/2009	7/31/2014	29,233,727	6,064,187	N	0	N	0	Y
DOC	CONN RENAISSANCE INC	Work Release	7/1/2009	7/31/2014	14,290,208	2,915,106	N	0	N	0	Y

STATE OF CONNECTICUT

Purchase of Service Contracts
 DETAILS BY AGENCY
 Fiscal Year 2012



<u>Agency</u>	<u>Contractor</u>	<u>Description of Service</u>	<u>Begin DT</u>	<u>Expire DT</u>	<u>Contract Amt</u>	<u>2012 Pymnt</u>	<u>Federal Y or N</u>	<u>Federal Pymnt</u>	<u>Private Y or N</u>	<u>Private Pymnt</u>	<u>Competitively Bid Y or N</u>
DOC	CSI CONNECTICUT INC	Berman Treatment Center	7/1/2009	3/27/2012	28,961,925	0	N	0	N	0	Y
DOC	EASTER SEALS GOODWILL INDUST	SID 30523 New Haven ReEntry In	4/1/2011	6/30/2013	895,000	369,204	Y	331,704	Y	37,500	Y
DOC	EASTER SEALS GOODWILL INDUST	ReEntry Services	7/1/2010	7/31/2016	1,849,356	308,226	N	0	N	0	N
DOC	EASTER SEALS GOODWILL INDUST	Community ReEntry Services	7/1/2010	6/30/2012	1,849,356	0	N	0	N	0	N
DOC	FAMILIES IN CRISIS INC	Statewide Social Reunification	6/1/2009	7/31/2014	3,409,975	706,995	N	0	N	0	Y
DOC	FAMILY REENTRY INC	Enterprise House	6/1/2009	7/31/2013	4,545,655	1,046,908	N	0	N	0	Y
DOC	FHM SERVICES INC	Fellowship House	6/1/2009	7/31/2013	1,563,760	395,735	N	0	N	0	Y
DOC	ISAIAH 61:1	Isaiah House	7/1/2009	7/31/2014	8,245,360	1,572,818	N	0	N	0	Y
DOC	LIBERATION PROGRAMS INC	Behavioral Health	7/1/2009	7/31/2013	816,224	153,042	N	0	N	0	Y
DOC	MCCALL FOUNDATION INC	Warner House	6/1/2009	7/31/2013	1,329,847	317,910	N	0	N	0	Y
DOC	MIRACLE HOUSE INC	Miracle House	7/1/2010	6/30/2012	2,138,160	361,110	N	0	N	0	N
DOC	MORRIS FOUNDATION	Theraputic Shelter	6/1/2009	7/31/2014	2,334,500	771,500	N	0	N	0	Y
DOC	NEON	Men's Work Release	7/1/2009	7/31/2013	8,229,348	1,986,582	N	0	N	0	Y
DOC	NEW DIRECTIONS INC OF N CNTRL CT	Behavioral Health Services	7/1/2010	7/31/2016	450,000	75,000	N	0	N	0	N
DOC	NEW DIRECTIONS INC OF N CNTRL CT	New Directions	7/1/2010	7/31/2016	450,000	0	N	0	N	0	N
DOC	NEW OPPORTUNITIES INC	Bishop Street	6/1/2009	7/31/2013	4,845,535	1,159,020	N	0	N	0	Y
DOC	OIC OF NEW LONDON INC	Employment	6/1/2009	7/31/2013	659,520	140,276	N	0	N	0	Y
DOC	OPEN HEARTH ASSOCIATION	Open Hearth	7/1/2009	7/31/2013	3,791,520	1,028,580	N	0	N	0	Y

Purchase of Service Contracts
 DETAILS BY AGENCY
 Fiscal Year 2012



<u>Agency</u>	<u>Contractor</u>	<u>Description of Service</u>	<u>Begin DT</u>	<u>Expire DT</u>	<u>Contract Amt</u>	<u>2012 Pymnt</u>	<u>Federal Y or N</u>	<u>Federal Pymnt</u>	<u>Private Y or N</u>	<u>Private Pymnt</u>	<u>Competitively Bid Y or N</u>
DOC	PERCEPTION PROGRAMS INC	Brooklyn/Bridge	6/1/2009	7/31/2014	12,218,528	2,521,243	N	0	N	0	Y
DOC	PROJECT MORE INC	Walter Brooks	7/1/2009	7/31/2014	12,008,227	1,495,043	N	0	N	0	Y
DOC	SYDNEY T SCHULMAN	Inmate Legal Assistance Progra	7/1/2010	6/30/2014	5,177,868	870,595	N	0	N	0	N
DOC	THE APT FOUNDATION INC	Res Sub Abuse Treatment	7/1/2010	7/31/2011	603,382	0	N	0	N	0	Y
DOC	THE APT FOUNDATION INC	ReEntry Services	7/1/2011	7/31/2016	2,909,787	584,267	N	0	N	0	N
DOC	THE CONNECTION INC	Sex Offender	6/1/2010	6/30/2017	14,500,000	1,700,000	N	0	N	0	Y
DOC	THE CONNECTION INC	Work Release	7/1/2009	7/31/2013	31,426,762	7,911,765	N	0	N	0	Y
DOC	THRESHOLD VOLUNTEERS IN	Decision Making / Problem Solv	7/1/2011	6/30/2014	18,000	6,000	N	0	N	0	N
DOC	WELLMORE INC	Therapeutic Shelter	6/1/2009	7/31/2014	1,500,000	0	N	0	N	0	Y
DOC - Dept. of Correction Total: 38					230,645,950	40,836,020		331,704		37,500	
DPH	AIDS PROJECT GREATER DANBURY INC	AIDS Health Care and Support S	4/1/2011	3/31/2013	259,624	129,624	Y	110,500	N	0	Y
DPH	AIDS PROJECT GREATER DANBURY INC	Counseling, Testing, and Refer	7/1/2008	6/30/2012	972,163	229,046	Y	69,372	N	0	Y
DPH	AIDS PROJECT HARTFORD	AIDS Health Care and Support S	4/1/2011	3/31/2013	164,790	82,276	Y	74,263	N	0	Y
DPH	AIDS PROJECT HARTFORD	Medication Adherence Program	7/1/2011	6/30/2014	321,207	107,069	Y	107,069	N	0	Y
DPH	AIDS PROJECT HARTFORD	Health Care and Support Servic	7/1/2010	9/29/2011	322,586	0	Y	0	N	0	N
DPH	AIDS PROJECT HARTFORD	Contractor to conduct a Syring	1/1/2012	12/31/2014	448,416	69,191	N	0	N	0	Y
DPH	AIDS PROJECT HARTFORD	AIDS Health Care and Support S	4/1/2011	3/31/2013	718,847	368,114	Y	317,225	N	0	Y
DPH	AIDS PROJECT HARTFORD	Comprehensive Risk Counseling	7/1/2008	12/31/2012	2,859,624	544,744	Y	175,622	N	0	Y

Purchase of Service Contracts
 DETAILS BY AGENCY
 Fiscal Year 2012



<u>Agency</u>	<u>Contractor</u>	<u>Description of Service</u>	<u>Begin DT</u>	<u>Expire DT</u>	<u>Contract Amt</u>	<u>2012 Pymnt</u>	<u>Federal Y or N</u>	<u>Federal Pymnt</u>	<u>Private Y or N</u>	<u>Private Pymnt</u>	<u>Competitively Bid Y or N</u>
DPH	AIDS PROJECT NEW HAVEN	Tobacco Use Cessation Treatmen	9/1/2009	12/31/2011	70,290	16,975	N	0	Y	16,975	Y
DPH	AIDS PROJECT NEW HAVEN	Health Care and Support Servic	7/1/2010	9/29/2011	280,583	17,696	Y	17,696	N	0	N
DPH	AIDS PROJECT NEW HAVEN	Health Care and Support Servic	4/1/2011	3/31/2013	489,339	253,880	Y	231,014	N	0	Y
DPH	AIDS PROJECT NEW HAVEN	AIDS Prevention Education Serv	7/1/2008	12/31/2012	732,236	157,014	Y	89,116	N	0	Y
DPH	ALERE WELLBEING INC	Tobacco Use Cessation Treatmen	8/1/2009	6/30/2014	4,869,169	1,390,360	Y	548,500	Y	841,860	Y
DPH	ALLIANCE FOR LIVING INC	AIDS Medication Adherence Prog	7/1/2011	6/30/2014	230,322	76,774	Y	76,774	N	0	Y
DPH	ALLIANCE FOR LIVING INC	Health Care and Support Servic	4/1/2011	3/31/2013	720,000	0	Y	0	N	0	Y
DPH	ALLIANCE FOR LIVING INC	Health Care and Support Servic	4/1/2011	3/31/2013	738,646	378,646	Y	363,343	N	0	Y
DPH	BRIDGES	Tobacco Cessation Education &	5/1/2011	7/31/2013	77,363	25,000	N	0	Y	25,000	Y
DPH	BRISTOL-BURLINGTON HEALTH DISTRICT	Preventive Health Services	7/1/2011	6/30/2012	9,892	9,892	Y	9,892	N	0	N
DPH	BUSINESS & INDUSTRY FOUNDATION	Tobacco Cessation Education &	5/1/2011	7/31/2013	71,193	15,000	N	0	Y	15,000	Y
DPH	CADH - CONNECTICUT ASSOCIATION OF	Lead Poisoning Prevention	7/1/2011	6/30/2012	1,008,172	1,008,172	N	0	N	0	N
DPH	CAPITOL REGION EDUCATION COUNCIL	Tobacco Cessation Education &	5/1/2011	7/31/2013	49,822	15,000	N	0	Y	15,000	Y
DPH	CAPITOL REGION EDUCATION COUNCIL	medical & behavioral health ca	7/1/2010	6/30/2013	230,937	76,417	N	0	N	0	N
DPH	CENTRAL AREA HEALTH EDUCATION CENTER	Contractor will implement comm	7/1/2009	6/30/2013	200,000	62,500	Y	62,500	N	0	Y
DPH	CENTRAL AREA HEALTH EDUCATION CENTER	Minority AIDS Initiative	4/1/2011	3/31/2013	249,524	126,883	Y	126,883	N	0	Y
DPH	CENTRAL AREA HEALTH EDUCATION CENTER	Health Care and Support Servic	4/1/2011	3/31/2013	321,737	160,636	Y	145,000	N	0	Y
DPH	CENTRAL AREA HEALTH EDUCATION CENTER	Drug Treatment Advocacy Servic	7/1/2008	12/31/2012	682,304	145,897	Y	43,224	N	0	Y

Purchase of Service Contracts
 DETAILS BY AGENCY
 Fiscal Year 2012



<u>Agency</u>	<u>Contractor</u>	<u>Description of Service</u>	<u>Begin DT</u>	<u>Expire DT</u>	<u>Contract Amt</u>	<u>2012 Pymnt</u>	<u>Federal Y or N</u>	<u>Federal Pymnt</u>	<u>Private Y or N</u>	<u>Private Pymnt</u>	<u>Competitively Bid Y or N</u>
DPH	CENTRAL CONN HEALTH DISTRICT	Preventive Health Services	7/1/2011	6/30/2012	12,327	12,327	Y	12,327	N	0	N
DPH	CHARLOTTE HUNGERFORD HOSP	provide breast & cervical canc	7/1/2009	6/30/2013	602,360	148,590	Y	35,405	Y	22,485	N
DPH	CHARTER OAK HEALTH CENTER INC	Hartford Healthy Start Program	2/1/2010	5/31/2014	386,051	70,000	Y	70,000	N	0	N
DPH	CHARTER OAK HEALTH CENTER INC	Community Health Center Medica	7/1/2009	6/30/2014	1,030,575	240,278	N	0	N	0	N
DPH	CHATHAM HEALTH DISTRICT	Preventive Health Services	7/1/2011	6/30/2014	27,390	9,076	Y	9,076	N	0	N
DPH	CHESPROCOTT HEALTH DIST	Preventive Health Services	7/1/2011	6/30/2014	20,659	3,473	Y	3,473	N	0	N
DPH	CHILD & FAMILY AGENCY SOUTHEASTERN CT	medical and behavioral health	7/1/2009	6/30/2012	6,748,113	2,184,633	Y	19,344	N	0	N
DPH	CITY OF BRIDGEPORT	Preventive Health Services	7/1/2011	6/30/2012	26,981	13,491	Y	13,491	N	0	N
DPH	CITY OF BRIDGEPORT	Oral Health for WIC clients	1/1/2009	9/30/2011	111,930	0	Y	0	N	0	Y
DPH	CITY OF BRIDGEPORT	AIDS Prevention Education Serv	1/1/2012	12/31/2012	128,775	62,593	Y	25,530	N	0	N
DPH	CITY OF BRIDGEPORT	Sexually Transmitted Diseases	7/1/2009	6/30/2012	187,776	62,592	N	0	N	0	N
DPH	CITY OF BRIDGEPORT	Syringe Exchange Program	1/1/2012	12/31/2014	448,416	69,190	N	0	N	0	Y
DPH	CITY OF BRIDGEPORT	Syringe Exchange program for I	7/1/2008	12/31/2011	929,365	0	Y	0	N	0	Y
DPH	CITY OF DANBURY	Preventive Health Services	7/1/2011	6/30/2012	11,987	11,987	Y	11,987	N	0	N
DPH	CITY OF DANBURY	provide medical and behavioral	7/1/2010	6/30/2013	1,485,477	491,543	N	0	N	0	N
DPH	CITY OF HARTFORD	Preventive Health Services	7/1/2011	6/30/2014	88,201	31,103	Y	31,103	N	0	N
DPH	CITY OF HARTFORD	Immunization Action Program	1/1/2012	12/31/2012	117,710	58,856	Y	58,856	N	0	N
DPH	CITY OF HARTFORD	Immunization Action Plan	1/1/2009	12/31/2011	353,130	58,855	Y	58,855	N	0	N

Purchase of Service Contracts
 DETAILS BY AGENCY
 Fiscal Year 2012



<u>Agency</u>	<u>Contractor</u>	<u>Description of Service</u>	<u>Begin DT</u>	<u>Expire DT</u>	<u>Contract Amt</u>	<u>2012 Pymnt</u>	<u>Federal Y or N</u>	<u>Federal Pymnt</u>	<u>Private Y or N</u>	<u>Private Pymnt</u>	<u>Competitively Bid Y or N</u>
DPH	CITY OF HARTFORD	Sexually Transmitted Diseases	7/1/2009	6/30/2012	560,196	229,467	Y	119,102	N	0	N
DPH	CITY OF HARTFORD	Hartford Healthy Start Program	2/1/2010	5/31/2014	955,581	170,000	Y	170,000	N	0	N
DPH	CITY OF HARTFORD	provide medical and behavioral	7/1/2010	6/30/2013	2,751,775	911,473	Y	125,000	N	0	N
DPH	CITY OF MILFORD	Preventive Health Services	7/1/2011	6/30/2014	20,394	7,170	Y	7,170	N	0	N
DPH	CITY OF NEW HAVEN	Preventive Health Services	7/1/2011	6/30/2012	27,523	27,523	Y	27,523	N	0	N
DPH	CITY OF NEW HAVEN	Immunization Action Plan	1/1/2012	12/31/2012	99,852	49,926	Y	49,926	N	0	N
DPH	CITY OF NEW HAVEN	Sexually Transmitted Diseases	7/1/2009	6/30/2012	259,152	86,384	N	0	N	0	N
DPH	CITY OF NEW HAVEN	Immunization Action Program	1/1/2009	12/31/2011	299,556	49,926	Y	49,926	N	0	N
DPH	CITY OF NEW HAVEN	Contractor to conduct a Syring	1/1/2012	12/31/2014	394,836	60,923	N	0	N	0	Y
DPH	CITY OF NEW HAVEN	Counseling, Testing, and Refer	7/1/2008	12/31/2012	1,231,829	226,084	Y	82,713	N	0	Y
DPH	CITY OF NEW HAVEN	Medical and behavioral health	7/1/2010	6/30/2013	4,435,075	1,468,567	Y	137,500	N	0	N
DPH	CITY OF NORWICH	Tobacco Cessation & Prevention	5/1/2011	7/31/2013	50,569	15,000	N	0	Y	15,000	Y
DPH	CITY OF STAMFORD	Preventive Health Services	7/1/2011	6/30/2012	18,138	18,138	Y	18,138	N	0	N
DPH	CITY OF STAMFORD	Immunization Action Plan	1/1/2012	12/31/2012	88,725	44,363	Y	44,363	N	0	N
DPH	CITY OF STAMFORD	Sexually Transmitted Diseases	7/1/2009	6/30/2012	258,432	86,144	N	0	N	0	N
DPH	CITY OF STAMFORD	Immunization Action Program	1/1/2009	12/31/2011	266,175	44,362	Y	44,362	N	0	N
DPH	CITY OF STAMFORD	Counseling, Testing, and Refer	7/1/2008	12/31/2012	1,318,812	268,452	Y	152,396	N	0	Y

Purchase of Service Contracts
 DETAILS BY AGENCY
 Fiscal Year 2012



<u>Agency</u>	<u>Contractor</u>	<u>Description of Service</u>	<u>Begin DT</u>	<u>Expire DT</u>	<u>Contract Amt</u>	<u>2012 Pymnt</u>	<u>Federal Y or N</u>	<u>Federal Pymnt</u>	<u>Private Y or N</u>	<u>Private Pymnt</u>	<u>Competitively Bid Y or N</u>
DPH	COMMUNICARE INC	Tobacco Use Cessation Treatmen	9/1/2009	12/31/2012	1,999,687	899,834	N	0	Y	899,834	Y
DPH	COMMUNITY HEALTH & WELLNESS CENTER	Community Health Center Medica	7/1/2009	6/30/2013	386,613	90,138	N	0	N	0	N
DPH	COMMUNITY HEALTH CENTER INC	AIDS Health Care and Support S	4/1/2011	3/31/2013	219,676	109,676	Y	98,797	N	0	Y
DPH	COMMUNITY HEALTH CENTER INC	Counseling, Testing, and Refer	9/1/2008	12/31/2012	376,210	80,672	Y	45,786	N	0	Y
DPH	COMMUNITY HEALTH CENTER INC	Provide breast & cervical canc	7/1/2009	6/30/2013	1,101,125	273,010	Y	109,316	Y	59,535	N
DPH	COMMUNITY HEALTH CENTER INC	Provide medical and behavioral	7/1/2011	6/30/2014	1,836,040	607,544	N	0	N	0	N
DPH	COMMUNITY HEALTH CENTER INC	Community Health Center Medica	7/1/2009	6/30/2013	3,559,332	829,856	N	0	N	0	N
DPH	COMMUNITY HEALTH SERVICES INC	AIDS Medication Adherence Prog	7/1/2011	6/30/2014	247,152	80,782	N	0	N	0	Y
DPH	COMMUNITY HEALTH SERVICES INC	Hartford Healthy Start Program	2/1/2010	5/31/2014	350,000	70,000	Y	70,000	N	0	N
DPH	COMMUNITY HEALTH SERVICES INC	Community Health Center Medica	7/1/2010	6/30/2013	442,063	139,414	N	0	N	0	N
DPH	COMMUNITY PARTNERS IN ACTION INC	Counseling and Testing	7/1/2008	12/31/2012	1,213,523	260,216	Y	147,692	N	0	Y
DPH	CONNECTICUT AIDS RESOURCE COALITION	AIDS Health Care and Support S	4/1/2011	3/31/2013	215,884	106,360	N	0	N	0	Y
DPH	CONNECTICUT CHILDRENS MEDICAL CENTER	Confirmatory Testing on infant	7/1/2009	6/30/2012	301,032	100,344	N	0	N	0	N
DPH	CONNECTICUT CHILDRENS MEDICAL CENTER	Healthy Homes Assessment	11/1/2011	8/31/2012	394,010	137,604	Y	137,604	N	0	N
DPH	CONNECTICUT COUNCIL ON OCCUP SAFETY	Counseling and Testing	7/1/2008	12/31/2012	577,808	123,900	Y	70,322	N	0	Y
DPH	CONNECTICUT RIVER AREA HEALTH DISTRICT	Preventive Health Services	7/1/2011	6/30/2012	3,874	0	Y	0	N	0	N
DPH	CONNECTICUT SEXUAL ASSAULT CRISIS SER	Rape Crisis and Prevention Ser	7/1/2009	6/30/2012	3,016,331	1,009,675	Y	412,138	Y	179,837	N
DPH	CONSOLIDATED SCHOOL DIST NEW BRITAIN	provide medical and behavioral	7/1/2010	6/30/2013	834,140	276,016	N	0	N	0	N

Purchase of Service Contracts
 DETAILS BY AGENCY
 Fiscal Year 2012



<u>Agency</u>	<u>Contractor</u>	<u>Description of Service</u>	<u>Begin DT</u>	<u>Expire DT</u>	<u>Contract Amt</u>	<u>2012 Pymnt</u>	<u>Federal Y or N</u>	<u>Federal Pymnt</u>	<u>Private Y or N</u>	<u>Private Pymnt</u>	<u>Competitively Bid Y or N</u>
DPH	CORNELL SCOTT-HILL HEALTH CORPORATION	Implementation of local commun	7/1/2009	6/30/2013	200,000	50,000	Y	50,000	N	0	Y
DPH	CORNELL SCOTT-HILL HEALTH CORPORATION	Comprehensive Risk Counseling	7/1/2008	12/31/2012	1,062,513	224,932	Y	90,184	N	0	Y
DPH	CORNELL SCOTT-HILL HEALTH CORPORATION	Community Health Center Medic	7/1/2009	6/30/2013	2,229,972	519,917	N	0	N	0	N
DPH	DANBURY HOSPITAL	Sexually Transmitted Diseases	7/1/2009	6/30/2012	41,469	13,823	N	3,000	N	0	N
DPH	DANBURY HOSPITAL	provide breast & cervical can	7/1/2009	6/30/2013	1,585,289	406,869	Y	150,996	Y	101,208	N
DPH	EAST HARTFORD COMMUNITY HLTH CARE	Implement the Sealant Efficien	4/1/2011	7/30/2011	2,900	0	Y	0	N	0	N
DPH	EAST HARTFORD COMMUNITY HLTH CARE	Community Health Center Medica	7/1/2010	6/30/2013	1,315,735	414,945	N	0	N	0	N
DPH	EASTERN CT HEALTH NETWORK INC	PROVIDE BREAST & CERVICAL CANC	7/1/2009	6/30/2013	836,488	220,784	Y	75,453	Y	46,144	N
DPH	EASTERN HIGHLANDS HEALTH DIST	Preventive Health Services	7/1/2011	6/30/2012	11,990	11,990	Y	11,990	N	0	N
DPH	EDUCATION CONNECTION	Tobacco Cessation Education an	5/1/2010	12/31/2011	190,228	25,000	N	0	Y	25,000	Y
DPH	FAIR HAVEN COMMUNITY HEALTH CLINIC INC	Tobacco Use Cessation Treatmen	9/1/2009	12/31/2011	66,712	15,633	N	0	Y	15,633	Y
DPH	FAIR HAVEN COMMUNITY HEALTH CLINIC INC	Community Health Center Medica	7/1/2009	6/30/2013	1,804,724	420,770	N	0	N	0	N
DPH	FARMINGTON VALLEY HEALTH DIST	Preventive Health Services	10/1/2011	6/30/2012	13,566	13,566	Y	13,566	N	0	N
DPH	FSW INC CT	AIDs Health Care and Support S	4/1/2011	3/31/2013	719,000	359,000	Y	325,373	N	0	Y
DPH	GBAPP INC	Pre-natal care for women to en	7/1/2009	12/31/2011	235,618	94,247	Y	94,247	N	0	Y
DPH	GBAPP INC	Counseling, Testing, and Refer	7/1/2008	12/31/2012	760,562	42,894	Y	26,019	N	0	Y
DPH	GENERATIONS FAMILY HEALTH CTR	Tobacco Use Cessation Treatmen	9/1/2009	12/31/2011	43,700	10,755	N	0	Y	10,755	Y
DPH	GENERATIONS FAMILY HEALTH CTR	Contractor to implement a Pare	10/1/2011	9/30/2016	546,643	256,643	Y	256,643	N	0	N

STATE OF CONNECTICUT

Purchase of Service Contracts
 DETAILS BY AGENCY
 Fiscal Year 2012



<u>Agency</u>	<u>Contractor</u>	<u>Description of Service</u>	<u>Begin DT</u>	<u>Expire DT</u>	<u>Contract Amt</u>	<u>2012 Pymnt</u>	<u>Federal Y or N</u>	<u>Federal Pymnt</u>	<u>Private Y or N</u>	<u>Private Pymnt</u>	<u>Competitively Bid Y or N</u>
DPH	GENERATIONS FAMILY HEALTH CTR	Community Health Center Medica	7/1/2009	6/30/2013	1,983,467	462,444	N	0	N	0	N
DPH	GRIFFIN HOSPITAL	Provide medical and behavioral	7/1/2010	6/30/2013	353,319	116,913	N	0	N	0	N
DPH	HARTFORD DISPENSARY	Drug Treatment Advocacy/Intrav	7/1/2008	12/31/2012	392,580	83,690	N	0	N	0	Y
DPH	HARTFORD GAY & LESBIAN HEALTH COLLECTIVE	Tobacco Use Cessation Treatmen	9/1/2009	12/31/2011	94,230	0	N	0	Y	0	Y
DPH	HARTFORD GAY & LESBIAN HEALTH COLLECTIVE	AIDS Health Care and Support S	4/1/2011	3/31/2013	167,688	83,713	Y	74,916	N	0	Y
DPH	HARTFORD GAY & LESBIAN HEALTH COLLECTIVE	Counseling, Testing and Referr	7/1/2008	12/31/2012	1,840,259	394,199	Y	184,152	N	0	Y
DPH	HARTFORD HOSPITAL	Provide breast & cervical canc	7/1/2009	6/30/2013	1,982,967	587,690	Y	217,298	Y	137,314	N
DPH	HISPANIC HEALTH COUNCIL	Hartford Healthy Start Program	2/1/2010	5/31/2014	376,365	71,500	Y	71,500	N	0	N
DPH	HISPANIC HEALTH COUNCIL	WIC Program	1/1/2012	9/30/2016	851,784	44,830	Y	44,830	N	0	N
DPH	HISPANIC HEALTH COUNCIL	WIC BREASTFEEDING	4/15/2005	12/31/2011	873,496	0	Y	0	N	0	N
DPH	HISPANOS UNIDOS INC	AIDS Medical Adherence Program	7/1/2011	6/30/2014	330,584	108,052	N	0	N	0	Y
DPH	HISPANOS UNIDOS INC	Health Care and Support Servic	4/1/2011	3/31/2013	393,153	196,153	Y	167,683	N	0	Y
DPH	HISPANOS UNIDOS INC	AIDS Prevention Education Serv	7/1/2008	12/31/2012	806,774	172,997	Y	98,189	N	0	Y
DPH	HOCKANUM VALLEY COMMUNITY COUNCIL INC	Counseling and Testing	7/1/2008	12/31/2012	359,540	77,096	Y	43,758	N	0	Y
DPH	HOSPITAL FOR SPECIAL CARE	Sickle Cell disease/traid comm	7/1/2011	6/30/2014	662,918	134,651	N	0	N	0	Y
DPH	HOSPITAL OF CENTRAL CONNECTICUT	Implement the PAT Home Visitin	12/1/2011	9/30/2014	775,000	55,000	Y	55,000	N	0	N
DPH	HOSPITAL OF SAINT RAPHAEL	Tobacco Use Cessation Treatmen	9/1/2009	12/31/2011	51,248	12,459	N	0	Y	12,459	Y
DPH	HOSPITAL OF SAINT RAPHAEL	Tobacco Cessation Education &	11/1/2011	10/31/2013	99,470	30,000	N	0	Y	30,000	Y

STATE OF CONNECTICUT

Purchase of Service Contracts
 DETAILS BY AGENCY
 Fiscal Year 2012



<u>Agency</u>	<u>Contractor</u>	<u>Description of Service</u>	<u>Begin DT</u>	<u>Expire DT</u>	<u>Contract Amt</u>	<u>2012 Pymnt</u>	<u>Federal Y or N</u>	<u>Federal Pymnt</u>	<u>Private Y or N</u>	<u>Private Pymnt</u>	<u>Competitively Bid Y or N</u>
DPH	HOSPITAL OF SAINT RAPHAEL	provide breast & cervical canc	7/1/2009	6/30/2013	1,086,444	276,309	Y	106,991	Y	52,199	N
DPH	HUMAN RESOURCES AGENCY OF	AIDS Medication Adherence Prog	7/1/2011	6/30/2014	134,138	44,812	Y	34,492	N	0	Y
DPH	HUMAN RESOURCES AGENCY OF	AIDS Health Care and Support S	4/1/2011	3/31/2013	384,861	201,707	Y	183,248	N	0	Y
DPH	HUMAN RESOURCES AGENCY OF	Counseling, Testing, and Refer	7/1/2008	12/31/2012	655,239	140,502	Y	79,745	N	0	Y
DPH	HUMAN SERVICES COUNCIL INC	Medical and behavioral health	7/1/2010	6/30/2013	894,484	295,984	N	0	N	0	N
DPH	INTEGRATED HEALTH SERVICES INC	Provide medical and behavioral	9/1/2009	6/30/2012	1,720,101	578,137	N	0	N	0	N
DPH	INTERFAITH AIDS MINISTRY OF	Effective Behavioral Intervent	7/1/2008	12/31/2012	328,846	70,514	Y	40,022	N	0	Y
DPH	JOHNSON MEMORIAL HOSP	provide breast & cervical canc	7/1/2009	6/30/2012	317,014	0	Y	0	Y	0	N
DPH	LATINO COMMUNITY SERVICES INC	AIDS Health Care and Support S	4/1/2011	3/31/2013	375,577	185,577	Y	160,745	N	0	Y
DPH	LATINO COMMUNITY SERVICES INC	Counseling, Testing, and Refer	7/1/2008	12/31/2012	1,745,181	304,023	Y	114,499	N	0	Y
DPH	LAWRENCE AND MEMORIAL HOSPITAL	Comprehensive Risk Counseling	7/1/2008	12/31/2012	676,581	169,903	Y	125,288	N	0	Y
DPH	LEDGE LIGHT HEALTH DIST	Preventive Health Services	7/1/2011	6/30/2012	17,459	17,459	Y	17,459	N	0	N
DPH	LEDGE LIGHT HEALTH DIST	Tobacco Use Cessation Treatmen	9/1/2009	12/31/2011	43,826	0	N	0	Y	0	Y
DPH	LEDGE LIGHT HEALTH DIST	Implementation of local commun	7/1/2009	6/30/2013	200,000	62,500	Y	62,500	N	0	Y
DPH	LIBERTY COMMUNITY SERVICES	Drug Treatment Advocacy/Intrav	7/1/2008	12/31/2012	261,667	55,739	N	0	N	0	Y
DPH	LIVING IN SAFE ALTERNATIVES INC	Tobacco Cessation Education &	5/1/2011	7/31/2013	62,314	20,000	N	0	Y	20,000	Y
DPH	MARKETING SOLUTIONS UNLIMITED	Distribution Center for DPH Pr	7/1/2009	6/30/2014	661,800	66,592	Y	66,592	N	0	Y
DPH	MATCH COALITION INC	Tobacco Use Cessation Treatmen	3/1/2010	2/28/2012	121,200	63,000	Y	63,000	N	0	N

STATE OF CONNECTICUT

Purchase of Service Contracts
 DETAILS BY AGENCY
 Fiscal Year 2012



<u>Agency</u>	<u>Contractor</u>	<u>Description of Service</u>	<u>Begin DT</u>	<u>Expire DT</u>	<u>Contract Amt</u>	<u>2012 Pymnt</u>	<u>Federal Y or N</u>	<u>Federal Pymnt</u>	<u>Private Y or N</u>	<u>Private Pymnt</u>	<u>Competitively Bid Y or N</u>
DPH	MERIDEN TOWN TREASURER	Preventive Health Services	7/1/2011	6/30/2012	9,685	9,685	Y	9,685	N	0	N
DPH	MERIDEN TOWN TREASURER	Immunization Action Program	1/1/2009	12/31/2011	251,463	0	Y	0	N	0	N
DPH	MERIDEN TOWN TREASURER	Counseling, Testing, and Refer	7/1/2008	6/30/2012	303,971	72,934	Y	41,396	N	0	Y
DPH	MID FAIRFIELD AIDS PROJECT INC	Health Care and Support Servic	7/1/2010	9/29/2011	85,618	0	Y	0	N	0	N
DPH	MID FAIRFIELD AIDS PROJECT INC	AIDS Health Care and Support S	4/1/2011	3/31/2013	196,290	107,572	Y	99,283	N	0	Y
DPH	MID FAIRFIELD AIDS PROJECT INC	Drug Treatment - Advocacy/Intr	7/1/2008	12/31/2012	370,771	79,041	N	0	N	0	Y
DPH	MIDDLESEX HOSPITAL	Tobacco Cessation Education an	11/1/2011	10/13/2013	81,950	30,000	N	0	Y	30,000	Y
DPH	NAUGATUCK VALLEY HEALTH DISTRICT	Preventive Health Services	7/1/2011	6/30/2014	52,193	17,381	Y	17,381	N	0	N
DPH	NAUGATUCK VALLEY HEALTH DISTRICT	Preventive Health Services	1/1/2012	12/31/2012	72,118	36,060	Y	36,060	N	0	N
DPH	NAUGATUCK VALLEY HEALTH DISTRICT	Immunization Action Program	1/1/2009	12/31/2011	216,354	36,058	Y	36,058	N	0	N
DPH	NEW BRITAIN CITY TREASURER	Sexually Transmitted Diseases	7/1/2009	6/30/2012	39,276	13,092	N	0	N	0	N
DPH	NEW BRITAIN CITY TREASURER	Immunization Action Plan	1/1/2012	12/31/2012	86,261	43,131	Y	43,131	N	0	N
DPH	NEW BRITAIN CITY TREASURER	Immunization Action Plan	1/1/2009	12/31/2011	258,783	21,565	Y	21,565	N	0	N
DPH	NEWTOWN HEALTH DISTRICT	Preventive Health Services	7/1/2011	6/30/2014	12,160	1,999	Y	1,999	N	0	N
DPH	NORTH CENTRAL HEALTH DISTRICT	Preventive Health Services	7/1/2011	6/30/2012	23,547	23,547	Y	23,547	N	0	N
DPH	NORTHEAST DISTRICT DEPT OF HEALTH	Preventive Health Services	7/1/2011	6/30/2012	12,372	12,372	Y	12,372	N	0	N
DPH	NORTHWEST REGIONAL MENTAL HEALTH	Tobacco Cessation Education an	3/1/2012	2/28/2014	163,600	40,000	N	0	Y	40,000	Y
DPH	NORWALK COMMUNITY HEALTH CENTER	Community Health Center Medica	7/1/2010	6/30/2013	483,344	152,433	N	0	N	0	N

Purchase of Service Contracts
 DETAILS BY AGENCY
 Fiscal Year 2012



<u>Agency</u>	<u>Contractor</u>	<u>Description of Service</u>	<u>Begin DT</u>	<u>Expire DT</u>	<u>Contract Amt</u>	<u>2012 Pymnt</u>	<u>Federal Y or N</u>	<u>Federal Pymnt</u>	<u>Private Y or N</u>	<u>Private Pymnt</u>	<u>Competitively Bid Y or N</u>
DPH	NORWALK HOSPITAL ASSOCIATION	Provide Breast & Cervical canc	7/1/2009	6/30/2013	1,203,620	309,706	Y	133,870	Y	74,099	N
DPH	NORWALK TOWN TREASURER	Preventive Health Services	7/1/2011	6/30/2012	12,259	12,259	Y	12,259	N	0	N
DPH	NORWALK TOWN TREASURER	Sexually Transmitted Diseases	7/1/2009	6/30/2012	41,193	13,731	Y	3,000	N	0	N
DPH	NORWALK TOWN TREASURER	AIDS Prevention Education Serv	1/1/2012	6/30/2012	44,565	44,564	Y	23,363	N	0	N
DPH	NORWALK TOWN TREASURER	Immunization Action Plan	1/1/2012	12/31/2012	90,556	45,278	Y	45,278	N	0	N
DPH	NORWALK TOWN TREASURER	Immunization Action Plan	1/1/2009	12/31/2013	271,668	45,278	Y	45,278	N	0	N
DPH	NORWALK TOWN TREASURER	Counseling, Testing, and Refer	7/1/2008	12/31/2011	347,285	49,457	Y	30,000	N	0	Y
DPH	OPTIMUS HEALTH CARE INC	AIDS Health Care and Support S	4/1/2011	3/31/2013	131,838	65,818	Y	59,030	N	0	Y
DPH	OPTIMUS HEALTH CARE INC	Counseling, Testing, and Refer	7/1/2008	12/31/2012	526,156	112,824	Y	64,036	N	0	Y
DPH	OPTIMUS HEALTH CARE INC	Community Health Center Medica	7/1/2009	6/30/2013	2,725,137	635,364	N	0	N	0	N
DPH	OPTIMUS HEALTH CARE INC	Provide medical and behavioral	7/1/2011	6/30/2014	3,582,102	1,198,373	Y	5,596	N	0	N
DPH	OPTIMUS HEALTH CARE INC	Provide medical and behavioral	7/1/2011	6/30/2014	3,595,119	0	Y	0	N	0	N
DPH	PERCEPTION PROGRAMS INC	Counseling, Testing, and Refer	7/1/2008	6/30/2012	779,405	187,009	Y	53,363	N	0	Y
DPH	PLAINVILLE-SOUTHINGTON REGIONAL HEALTH	Preventive Health Services	7/1/2011	6/30/2012	5,506	5,506	Y	5,506	N	0	N
DPH	PLANNED PARENTHOOD OF SOUTHERN	Sexually Transmitted Diseases	1/1/2010	12/31/2012	88,788	29,596	Y	29,596	N	0	N
DPH	PLANNED PARENTHOOD OF SOUTHERN	provide breast & cervical canc	7/1/2009	6/30/2013	1,369,278	364,834	Y	82,553	Y	74,107	N
DPH	PLANNED PARENTHOOD OF SOUTHERN	Comprehensive reproductive hea	10/1/2009	9/30/2012	3,772,806	1,299,560	Y	352,383	N	0	N
DPH	POMPERAUG DIST DEPT OF HEALTH	Preventive Health Services	7/1/2011	6/30/2014	16,856	5,598	Y	5,598	N	0	N

Purchase of Service Contracts
 DETAILS BY AGENCY
 Fiscal Year 2012



<u>Agency</u>	<u>Contractor</u>	<u>Description of Service</u>	<u>Begin DT</u>	<u>Expire DT</u>	<u>Contract Amt</u>	<u>2012 Pymnt</u>	<u>Federal Y or N</u>	<u>Federal Pymnt</u>	<u>Private Y or N</u>	<u>Private Pymnt</u>	<u>Competitively Bid Y or N</u>
DPH	PROFESSIONAL DATA ANALYSTS INC	Tobacco Use Cessation Evaluati	10/11/2009	12/31/2012	914,448	287,734	Y	86,820	Y	200,914	Y
DPH	QUINNIPIAK VALLEY HEALTH DIST	Preventive Health Services	7/1/2011	6/30/2014	40,418	13,654	Y	13,654	N	0	N
DPH	QUINNIPIAK VALLEY HEALTH DIST	medical and behavioral health	7/1/2010	6/30/2013	364,950	120,762	N	0	N	0	N
DPH	REGION DISTRICT 11 TREASURER	Provide medical and behavioral	7/1/2010	6/30/2013	182,472	60,380	N	0	N	0	N
DPH	SHELTER FOR THE HOMELESS INC	Contractor to provide HIV Prev	1/15/2012	6/30/2012	41,346	37,695	N	0	N	0	N
DPH	SHELTER FOR THE HOMELESS INC	Drug Treatment Advocacy	7/1/2008	12/31/2011	291,730	20,673	N	0	N	0	Y
DPH	SOUTHWEST COMMUNITY HEALTH CENTER INC	Counseling, Testing, and Refer	7/1/2008	6/30/2012	386,687	92,781	Y	52,660	N	0	Y
DPH	SOUTHWEST COMMUNITY HEALTH CENTER INC	Community Health Center Medica	7/1/2009	6/30/2013	1,098,600	256,138	N	0	N	0	N
DPH	SOUTHWESTERN AHEC INC	Immunization Action Plan	1/1/2012	12/31/2012	109,876	54,938	Y	54,938	N	0	N
DPH	SOUTHWESTERN AHEC INC	Immunization Action Program	1/1/2009	12/31/2011	329,628	54,938	Y	54,938	N	0	N
DPH	ST FRANCIS HOSPITAL & MEDICAL CENTER	Child Sexual Abuse Program	7/1/2010	6/30/2013	379,404	126,468	N	0	N	0	N
DPH	ST FRANCIS HOSPITAL & MEDICAL CENTER	Hartford Healthy Start Program	2/1/2010	5/31/2014	420,000	70,000	Y	70,000	N	0	N
DPH	ST FRANCIS HOSPITAL & MEDICAL CENTER	Provide lead poisoning prevent	7/1/2011	6/30/2014	535,500	178,500	N	0	N	0	N
DPH	ST FRANCIS HOSPITAL & MEDICAL CENTER	Provide breast & cervical canc	7/1/2009	6/30/2013	1,280,165	314,172	Y	98,069	Y	24,398	N
DPH	ST MARY'S HOSPITAL CORP	provide breast & cervical canc	7/1/2009	6/30/2013	1,355,624	341,953	Y	114,162	Y	64,642	N
DPH	STAMFORD HOSPITAL	provide breast & cervical canc	7/1/2009	6/30/2012	478,457	167,819	Y	42,122	Y	27,221	N
DPH	STAYWELL HEALTH CARE INC	Community Health Center Medica	7/1/2009	6/30/2013	448,812	104,640	N	0	N	0	N
DPH	STAYWELL HEALTH CARE INC	Provide medical and behavioral	7/1/2011	6/30/2014	485,380	160,612	N	0	N	0	N

Purchase of Service Contracts
 DETAILS BY AGENCY
 Fiscal Year 2012



<u>Agency</u>	<u>Contractor</u>	<u>Description of Service</u>	<u>Begin DT</u>	<u>Expire DT</u>	<u>Contract Amt</u>	<u>2012 Pymnt</u>	<u>Federal Y or N</u>	<u>Federal Pymnt</u>	<u>Private Y or N</u>	<u>Private Pymnt</u>	<u>Competitively Bid Y or N</u>
DPH	STRATFORD TOWN TREASURER	Preventive Health Services	7/1/2011	6/30/2012	6,815	6,815	Y	6,815	N	0	N
DPH	STRATFORD TOWN TREASURER	provide medical and behavioral	7/1/2010	6/30/2013	487,840	161,426	N	0	N	0	N
DPH	STUDENT PARENTING AND FAMILY	Comprehensive Case Management	3/24/2008	12/31/2012	233,716	124,162	Y	124,162	N	0	Y
DPH	SURVIVIN'N DA HOOD	Preventive Health Services	10/1/2011	8/31/2012	50,000	50,000	Y	50,000	N	0	N
DPH	SURVIVIN'N DA HOOD	YVSP	3/1/2011	9/30/2011	50,000	0	Y	0	N	0	N
DPH	TEAM INC	Contractor to implement an Ear	10/1/2011	9/30/2016	546,643	130,000	Y	130,000	N	0	N
DPH	THE FAMILY CENTER	Health Care and Support Servic	7/1/2010	9/29/2011	104,641	0	Y	0	N	0	N
DPH	THE FAMILY CENTER	AIDS Health Care and Support S	4/1/2011	3/31/2013	258,684	138,684	Y	124,646	N	0	Y
DPH	THE FAMILY CENTER	Medication Adherence Program	7/1/2011	6/30/2014	291,603	97,201	Y	97,201	N	0	Y
DPH	THE FAMILY CENTER	Medical and behavioral health	7/1/2009	6/30/2012	2,082,105	688,967	N	0	N	0	N
DPH	THE FAMILY CENTER INC	medical and behavioral health	7/1/2009	6/30/2012	2,082,105	0	N	0	N	0	N
DPH	THE VILLAGE FOR FAMILIES & CHILDREN	Comprehensive Case Management	3/24/2008	12/30/2012	613,504	131,465	Y	131,465	N	0	Y
DPH	TORRINGTON AREA HEALTH DISTRICT	Preventive Health Services	7/1/2011	6/30/2014	55,294	17,446	Y	17,446	N	0	N
DPH	TORRINGTON AREA HEALTH DISTRICT	Preventive Health Services	1/1/2012	12/31/2012	58,605	29,303	Y	29,303	N	0	N
DPH	TORRINGTON AREA HEALTH DISTRICT	Immunization Action Program	1/1/2009	12/31/2011	175,815	29,302	Y	29,302	N	0	N
DPH	TOWN OF BETHEL	Preventive Health Services	7/1/2011	6/30/2012	2,333	2,333	Y	2,333	N	0	N
DPH	TOWN OF BRANFORD	provide medical and behavioral	7/1/2010	6/30/2013	1,021,652	338,064	N	0	N	0	N
DPH	TOWN OF COLCHESTER TOWN TREASURER	Tobacco Cessation Education an	5/1/2010	12/31/2011	23,173	2,000	N	0	Y	2,000	Y

Purchase of Service Contracts
 DETAILS BY AGENCY
 Fiscal Year 2012



<u>Agency</u>	<u>Contractor</u>	<u>Description of Service</u>	<u>Begin DT</u>	<u>Expire DT</u>	<u>Contract Amt</u>	<u>2012 Pymnt</u>	<u>Federal Y or N</u>	<u>Federal Pymnt</u>	<u>Private Y or N</u>	<u>Private Pymnt</u>	<u>Competitively Bid Y or N</u>
DPH	TOWN OF CROMWELL	Preventive Health Services	7/1/2011	6/30/2012	1,775	1,775	Y	1,775	N	0	N
DPH	TOWN OF EAST HARTFORD	Preventive Health Services	7/1/2011	6/30/2014	25,005	7,807	Y	7,807	N	0	N
DPH	TOWN OF EAST HARTFORD	Immunization Action Program	1/1/2009	12/31/2011	205,914	0	Y	0	N	0	N
DPH	TOWN OF FAIRFIELD	Preventive Health Services	7/1/2011	6/30/2012	7,350	7,350	Y	7,350	N	0	N
DPH	TOWN OF GLASTONBURY	Preventive Health Services	7/1/2011	6/30/2012	4,139	4,139	Y	4,139	N	0	N
DPH	TOWN OF GREENWICH	Preventive Health Services	7/1/2011	6/30/2014	23,511	8,267	Y	8,267	N	0	N
DPH	TOWN OF GROTON	Tobacco Cessation Education an	5/1/2010	12/31/2011	126,500	58,250	N	0	Y	58,250	Y
DPH	TOWN OF GUILFORD	Preventive Health Services	7/1/2011	6/30/2014	8,494	2,888	Y	2,888	N	0	N
DPH	TOWN OF MADISON	medical and behavioral health	7/1/2010	6/30/2013	182,472	60,380	N	0	N	0	N
DPH	TOWN OF MANCHESTER	Preventive Health Services	7/1/2011	6/30/2012	8,476	8,476	Y	8,476	N	0	N
DPH	TOWN OF MIDDLETOWN	Preventive Health Services	7/1/2011	6/30/2012	7,165	7,165	Y	7,165	N	0	N
DPH	TOWN OF NEW MILFORD	Preventive Health Services	7/1/2011	6/30/2012	3,690	3,690	Y	3,690	N	0	N
DPH	TOWN OF SOUTHTON	Preventive Health Services	7/1/2011	6/30/2012	5,506	2,753	Y	2,753	N	0	N
DPH	TOWN OF WALLINGFORD	Preventive Health Services	7/1/2011	6/30/2012	5,869	5,869	Y	5,869	N	0	N
DPH	TOWN OF WINDHAM	Provide medical and behavioral	7/1/2010	6/30/2013	1,060,967	351,073	N	0	N	0	N
DPH	TOWN OF WINDSOR	Preventive Health Services	7/1/2011	6/30/2014	11,239	3,807	Y	3,807	N	0	N
DPH	TRUMBULL MONROE HEALTH DISTRICT	Preventive Health Services	7/1/2011	6/30/2012	6,630	6,630	Y	6,630	N	0	N
DPH	UNCAS HEALTH DISTRICT	Preventive Health Services	7/1/2011	6/30/2014	37,019	11,883	Y	11,883	N	0	N

Purchase of Service Contracts
 DETAILS BY AGENCY
 Fiscal Year 2012



<u>Agency</u>	<u>Contractor</u>	<u>Description of Service</u>	<u>Begin DT</u>	<u>Expire DT</u>	<u>Contract Amt</u>	<u>2012 Pymnt</u>	<u>Federal Y or N</u>	<u>Federal Pymnt</u>	<u>Private Y or N</u>	<u>Private Pymnt</u>	<u>Competitively Bid Y or N</u>
DPH	UNCAS HEALTH DISTRICT	Implement community-based prog	7/1/2009	6/30/2013	200,000	50,000	Y	50,000	N	0	Y
DPH	UNITED COMMUNITY & FAMILY SERVICES INC	Care Coordination for children	7/1/2009	6/30/2014	920,315	184,063	Y	124,218	N	0	N
DPH	UNITED COMMUNITY & FAMILY SERVICES INC	Community Health Center Medica	7/1/2009	6/30/2013	1,274,057	297,046	N	0	N	0	N
DPH	UNITED WAY OF CONN INC	Information and referral servi	10/1/2009	9/30/2012	770,152	167,617	Y	167,617	N	0	N
DPH	VISITING NURSE ASSOCIATION OF	Implement a home visiting prog	12/1/2011	9/30/2014	1,005,000	285,000	Y	285,000	N	0	N
DPH	WATERBURY HOSPITAL	Waterbury Health Access Progra	7/1/2010	6/30/2013	719,799	231,799	N	0	N	0	N
DPH	WATERBURY TOWN TREASURER	Preventive Health Services	7/1/2011	6/30/2014	61,695	19,913	Y	19,913	N	0	N
DPH	WATERBURY TOWN TREASURER	Sexually Transmitted Disease C	7/1/2009	6/30/2012	63,144	21,048	N	0	N	0	N
DPH	WATERBURY TOWN TREASURER	Immunization Action Plan	1/1/2012	12/31/2012	92,210	46,106	Y	46,106	N	0	N
DPH	WATERBURY TOWN TREASURER	AIDS Health Care and Support S	4/1/2011	3/31/2013	159,523	106,190	Y	86,888	N	0	Y
DPH	WATERBURY TOWN TREASURER	Immunization Action Program	1/1/2009	12/31/2011	276,630	46,105	Y	46,105	N	0	N
DPH	WATERBURY TOWN TREASURER	AIDS Health Care and Support S	4/1/2011	3/31/2013	349,039	232,373	Y	191,883	N	0	Y
DPH	WATERBURY TOWN TREASURER	Comprehensive Case Management	3/24/2008	9/30/2012	764,256	274,913	Y	94,947	N	0	Y
DPH	WEST HARTFORD-BLOOMFIELD HEALTH DISTRICT	Preventive Health Services	7/1/2011	6/30/2014	32,632	10,576	Y	10,576	N	0	N
DPH	WEST HAVEN TOWN TREASURER	Preventive Health Services	7/1/2011	6/30/2014	24,956	8,156	Y	8,156	N	0	N
DPH	WEST HAVEN TOWN TREASURER	Immunization Action Plan	1/1/2012	12/31/2012	63,312	31,656	Y	31,656	N	0	N
DPH	WEST HAVEN TOWN TREASURER	Immunization Action Program	1/1/2009	12/31/2011	189,936	31,656	Y	31,656	N	0	N
DPH	WESTERN CONNECTICUT HOME CARE INC	Immunization Action Plan	1/1/2012	12/31/2012	82,850	41,426	Y	41,426	N	0	N

Purchase of Service Contracts
 DETAILS BY AGENCY
 Fiscal Year 2012



<u>Agency</u>	<u>Contractor</u>	<u>Description of Service</u>	<u>Begin DT</u>	<u>Expire DT</u>	<u>Contract Amt</u>	<u>2012 Pymnt</u>	<u>Federal Y or N</u>	<u>Federal Pymnt</u>	<u>Private Y or N</u>	<u>Private Pymnt</u>	<u>Competitively Bid Y or N</u>
DPH	WESTERN CONNECTICUT HOME CARE INC	Immunization Action Program	1/1/2009	12/31/2011	248,550	41,425	Y	41,425	N	0	N
DPH	WESTPORT/WESTON HEALTH DISTRICT	Preventive Health Services	7/1/2011	6/30/2014	13,780	4,642	Y	4,642	N	0	N
DPH	WILLIAM W BACKUS HOSPITAL	Sexually Transmitted Disease C	7/1/2009	6/30/2012	51,519	17,173	Y	3,759	N	0	N
DPH	WILLIAM W BACKUS HOSPITAL	Counseling, Testing, and Refer	7/1/2008	6/30/2012	295,424	70,514	Y	40,022	N	0	Y
DPH	WILTON TOWN TREASURER	Preventive Health Services	7/1/2011	6/30/2014	6,695	2,269	Y	2,269	N	0	N
DPH	WINDHAM COMMUNITY MEMORIAL HOSP	Tobacco Cessation Education an	2/2/2011	6/30/2013	162,924	41,000	N	0	Y	41,000	Y
DPH	WINDHAM COMMUNITY MEMORIAL HOSP	provide breast & cervical canc	7/1/2009	6/30/2013	728,009	221,568	Y	46,594	Y	102,314	N
DPH	WINDHAM REGIONAL COMM COUNCIL	Immunization Action Plan	1/1/2009	12/31/2011	165,396	0	Y	0	N	0	N
DPH	WINDHAM REGIONAL COMM COUNCIL	AIDS Medication Adherence Prog	7/11/2011	6/30/2014	200,796	64,999	N	0	N	0	Y
DPH	WINDHAM REGIONAL COMM COUNCIL	Health Care and Support Servic	4/1/2011	3/31/2013	598,705	298,705	Y	255,175	N	0	Y
DPH	WOODSTOCK ACADEMY	Tobacco Cessation Education &	11/1/2010	5/31/2012	38,575	0	N	0	Y	0	Y
DPH	YALE NEW HAVEN HOSPITAL	Provide lead poisoning prevent	7/1/2011	6/30/2014	535,500	178,500	N	0	N	0	N
DPH	YALE NEW HAVEN HOSPITAL	Counseling, Testing, and Refer	7/1/2008	12/31/2012	738,940	184,273	Y	135,892	N	0	Y
DPH	YALE NEW HAVEN HOSPITAL	provide breast & cervical canc	7/1/2009	6/30/2013	2,162,421	563,614	Y	316,646	Y	131,840	N
DPH	YALE UNIVERSITY	Children's Sexual Abuse Progra	7/1/2010	6/30/2013	379,404	126,468	N	0	N	0	N
DPH	YALE UNIVERSITY	Comprehensive Risk Counseling	7/1/2008	12/31/2012	460,270	98,696	Y	56,017	N	0	Y
DPH	YALE UNIVERSITY	Contractor shall identify pati	7/1/2009	6/30/2012	894,951	298,317	Y	3,000	N	0	N

Purchase of Service Contracts
 DETAILS BY AGENCY
 Fiscal Year 2012



<u>Agency</u>	<u>Contractor</u>	<u>Description of Service</u>	<u>Begin DT</u>	<u>Expire DT</u>	<u>Contract Amt</u>	<u>2012 Pymnt</u>	<u>Federal Y or N</u>	<u>Federal Pymnt</u>	<u>Private Y or N</u>	<u>Private Pymnt</u>	<u>Competitively Bid Y or N</u>
DPH - Dept. of Public Health Total: 258					148,750,817	40,622,907		12,993,899		3,412,023	
DSS	ABCD INC	Community Service Block Grant	1/1/2011	12/31/2011	1,451,148	702,280	Y	612,248	N	0	N
DSS	ABCD INC	Community Services Block Grant	1/1/2012	9/30/2013	2,491,683	847,341	Y	537,867	N	0	N
DSS	ABCD INC	Child Day Care for ABCD	1/1/2009	6/30/2012	7,553,206	0	Y	0	N	0	N
DSS	ABCD INC	ARRA /Weatherization	7/1/2009	12/31/2012	10,631,022	2,906,078	Y	2,906,078	N	0	N
DSS	ABCD INC	Fuel Assistance	10/1/2008	9/30/2011	41,852,388	252,463	Y	252,463	N	0	N
DSS	ACS STATE HEALTH CARE LLC	Husky and Charter Oak Enrollme	2/1/2007	12/31/2013	30,645,934	9,556,501	N	0	N	0	Y
DSS	AGENCY ON AGING OF SOUTH CENTRAL	Retired & Senior Volunteer Pro	7/1/2010	6/30/2013	18,024	6,008	N	0	N	0	N
DSS	AGENCY ON AGING OF SOUTH CENTRAL	Adult Home Share Program	7/1/2010	6/30/2012	47,432	0	N	0	N	0	N
DSS	AGENCY ON AGING OF SOUTH CENTRAL	Nursing Home Diversion	10/1/2010	9/30/2012	258,985	183,769	Y	183,769	N	0	N
DSS	AGENCY ON AGING OF SOUTH CENTRAL	CHC Cost Share	1/1/2010	6/30/2013	331,211	89,107	N	0	N	0	N
DSS	AGENCY ON AGING OF SOUTH CENTRAL	CHOICES	7/1/2010	6/30/2012	495,355	254,232	Y	173,106	N	0	N
DSS	AGENCY ON AGING OF SOUTH CENTRAL	Money Follows the Person	9/1/2008	6/30/2012	1,297,361	626,875	N	0	N	0	N
DSS	AGENCY ON AGING OF SOUTH CENTRAL	State Funded Assistance for th	7/1/2011	6/30/2013	2,022,213	1,009,309	N	65,379	N	0	N
DSS	AGENCY ON AGING OF SOUTH CENTRAL	Federal Title III & VII	10/1/2010	9/30/2012	5,451,520	2,746,185	Y	2,746,185	N	0	N
DSS	AIDS INTERFAITH NETWORK INC	Aids support services	9/12/2011	12/31/2012	54,574	54,574	N	0	N	0	N
DSS	ALLIANCE FOR LIVING INC	Aids Shelter	10/1/2010	9/30/2012	663,980	331,990	Y	222,311	N	0	N

Purchase of Service Contracts
 DETAILS BY AGENCY
 Fiscal Year 2012



<u>Agency</u>	<u>Contractor</u>	<u>Description of Service</u>	<u>Begin DT</u>	<u>Expire DT</u>	<u>Contract Amt</u>	<u>2012 Pymnt</u>	<u>Federal Y or N</u>	<u>Federal Pymnt</u>	<u>Private Y or N</u>	<u>Private Pymnt</u>	<u>Competitively Bid Y or N</u>
DSS	ALLIED COMMUNITY RESOURCES INC	Allied Community Resources ABI	7/1/2004	12/31/2011	8,537,332	430,000	N	0	N	0	N
DSS	ALLIED COMMUNITY RESOURCES INC	Allied Community Resources PCA	7/1/2004	12/31/2011	36,881,041	671,841	N	0	N	0	N
DSS	ALZHEIMER'S ASSOC CT CHAPTER	Elderly Services	11/10/2010	11/9/2011	5,000	2,500	Y	2,500	N	0	N
DSS	ALZHEIMER'S ASSOC CT CHAPTER	Alzheimer's Statewide Respite	7/1/2010	6/30/2012	212,010	99,755	N	0	N	0	N
DSS	AMOS HOUSE INC	Transitional Living Program	10/1/2010	9/30/2012	118,195	59,098	N	0	N	0	N
DSS	AREYTO APARTMENTS LP	Supportive Housing	7/1/2009	6/30/2012	890,179	225,218	N	0	N	0	N
DSS	BH CARE INC	Emergency Shelter for Domestic	10/1/2007	12/31/2011	1,571,312	0	Y	0	N	0	N
DSS	BH CARE INC	Emergency Shelters for Domesti	7/1/2011	6/30/2014	2,298,194	783,350	Y	184,034	Y	25,928	N
DSS	BOYS & GIRLS CLUB OF HARTFORD	Adult Miscellaneous	7/1/2011	9/30/2012	90,125	72,100	N	35,511	N	0	N
DSS	BRAIN INJURY ALLIANCE OF CT INC	Traumatic Brain Injury	10/1/2010	6/30/2012	447,724	214,579	N	0	Y	98,672	N
DSS	BRIGHT FUTURES YOUTH CENTER INC	Community Services	10/1/2010	9/30/2011	48,204	12,051	N	4,017	N	0	N
DSS	BRISTOL COMMUNITY ORGANIZATION HEAD	Retired & Senior Volunteer Pro	7/1/2010	6/30/2013	18,027	6,009	N	0	N	0	N
DSS	BRISTOL COMMUNITY ORGANIZATION HEAD	Social Service Block Grant	1/1/2011	9/30/2011	21,911	5,268	Y	5,268	N	0	N
DSS	BRISTOL COMMUNITY ORGANIZATION HEAD	Community Services Block Grant	1/1/2011	12/31/2011	375,297	182,187	Y	152,177	N	0	N
DSS	BRISTOL COMMUNITY ORGANIZATION HEAD	Community Service Block Grant	1/1/2012	12/31/2012	664,963	234,999	Y	131,840	N	0	N
DSS	BRISTOL COMMUNITY ORGANIZATION HEAD	Fuel Assistance	10/1/2008	9/30/2011	11,612,696	91,112	Y	91,112	N	0	N
DSS	BRISTOL HOSPITAL INC	NURTURING FAMILIES NETWORK	10/1/2009	9/30/2012	598,842	199,614	N	0	N	0	N
DSS	CAPITOL REGION COUNCIL OF GOVERNMENTS	Transportation to Work	7/1/2011	6/30/2012	300,000	75,000	N	24,817	N	0	N

STATE OF CONNECTICUT

Purchase of Service Contracts
 DETAILS BY AGENCY
 Fiscal Year 2012



<u>Agency</u>	<u>Contractor</u>	<u>Description of Service</u>	<u>Begin DT</u>	<u>Expire DT</u>	<u>Contract Amt</u>	<u>2012 Pymnt</u>	<u>Federal Y or N</u>	<u>Federal Pymnt</u>	<u>Private Y or N</u>	<u>Private Pymnt</u>	<u>Competitively Bid Y or N</u>
DSS	CAPITOL REGION COUNCIL OF GOVERNMENTS	Transportation to Work	1/1/2011	6/30/2012	1,470,625	870,387	N	0	N	0	N
DSS	CARDINAL SHEHAN CENTER	Family Services Misc. Program	7/1/2010	6/30/2012	100,000	50,000	N	0	N	0	N
DSS	CAREER RESOURCES	Promote responsible fatherhood	10/1/2007	9/30/2011	546,890	34,181	Y	34,181	N	0	N
DSS	CATHEDRAL GREEN INC	SHP-RAP-DSS00607	5/1/2009	4/30/2012	543,231	0	N	0	N	0	N
DSS	CATHEDRAL GREEN INC	Supportive Housing	2/1/2009	6/30/2012	1,701,362	373,289	N	0	N	0	N
DSS	CATHOLIC CHARITIES INC	NURTURING FAMILIES NETWORK; QU	1/1/2009	12/31/2011	594,114	99,019	N	0	N	0	N
DSS	CATHOLIC CHARITIES INC	NURTURING FAMILIES NETWORK; QU	1/1/2009	12/31/2011	594,114	99,019	N	0	N	0	N
DSS	CATHOLIC CHARITIES INC	NURTURING FAMILIES NETWORK; QU	1/1/2009	12/31/2011	619,114	124,019	N	25,000	N	0	N
DSS	CENTER FOR WOMEN & FAMILIES OF	Emergency Shelter for Domestic	7/1/2011	6/30/2014	1,470,435	511,741	Y	117,176	Y	32,394	N
DSS	CENTRAL CONNECTICUT COAST YMCA	Child Day Care for CCCYMCA	1/1/2009	6/30/2012	1,429,733	0	Y	0	N	0	N
DSS	CHARTER OAK HEALTH CENTER INC	Social Service Block Grant	4/1/2012	9/30/2012	13,469	0	Y	0	N	0	N
DSS	CHARTER OAK HEALTH CENTER INC	Social Service Block Grant	10/1/2011	3/31/2012	13,469	13,469	Y	13,469	N	0	N
DSS	CHARTER OAK HEALTH CENTER INC	Social Service Block Grant	10/1/2010	9/30/2011	26,938	4,434	Y	4,434	N	0	N
DSS	CHEMICAL ABUSE SERVICES AGENCY INC	AIDS Shelter	10/1/2010	9/30/2012	185,340	92,670	N	0	N	0	N
DSS	CHILD & FAMILY AGENCY SOUTHEASTERN CT	Teenage Pregnancy Prevention	10/1/2010	6/30/2013	212,900	69,300	N	0	N	0	Y
DSS	CHILD & FAMILY AGENCY SOUTHEASTERN CT	Child Day Care for Child & Fam	1/1/2009	6/12/2012	478,686	0	Y	0	N	0	N
DSS	CHILD GUIDANCE CLINIC FOR CNTRL CT	Community Services	10/1/2010	9/30/2011	106,495	26,624	N	26,624	N	0	N
DSS	CHILDREN'S LAW CENTER OF CT	REPRESENTATION OF INDIGENT CHI	7/1/2008	6/30/2014	862,501	150,000	N	0	N	0	Y

Purchase of Service Contracts
 DETAILS BY AGENCY
 Fiscal Year 2012



<u>Agency</u>	<u>Contractor</u>	<u>Description of Service</u>	<u>Begin DT</u>	<u>Expire DT</u>	<u>Contract Amt</u>	<u>2012 Pymnt</u>	<u>Federal Y or N</u>	<u>Federal Pymnt</u>	<u>Private Y or N</u>	<u>Private Pymnt</u>	<u>Competitively Bid Y or N</u>
DSS	CHRISTIAN ACTIVITIES COUNCIL	Aids Shelter	10/1/2010	9/30/2012	5,090	2,545	N	0	N	0	N
DSS	CHRYSALIS CENTER INC	AIDS Shelter	10/1/2010	6/30/2013	272,594	99,125	Y	99,125	N	0	N
DSS	CIL PROPERTIES INC	Supportive Housing	7/1/2010	6/30/2013	588,906	196,966	N	0	N	0	N
DSS	CITY OF BRIDGEPORT	Retired & Senior Volunteer Pro	7/1/2010	6/30/2012	12,018	6,009	N	0	N	0	N
DSS	CITY OF BRIDGEPORT	Elderly Health Screening Servi	7/1/2010	6/30/2012	88,810	42,185	N	0	N	0	N
DSS	CITY OF BRIDGEPORT	Social Service Block Grant	4/1/2012	9/30/2012	90,092	0	Y	0	N	0	N
DSS	CITY OF BRIDGEPORT	Social Service Block Grant	10/1/2010	3/31/2012	270,275	135,138	Y	113,520	N	0	N
DSS	CITY OF BRIDGEPORT	Food Stamp Employment	10/1/2007	9/30/2012	873,999	106,022	Y	106,022	N	0	N
DSS	CITY OF BRIDGEPORT	HUSKY Outreach	7/1/2005	6/30/2014	2,806,795	322,572	Y	60,000	N	0	N
DSS	CITY OF BRISTOL	Child Day Care for Bristol	1/1/2009	6/30/2012	2,392,518	0	Y	0	N	0	N
DSS	CITY OF DANBURY	Before & After School - Danbur	7/1/2011	6/30/2014	148,776	48,685	N	0	N	0	N
DSS	CITY OF HARTFORD	NURTURING FAMILIES NETWORK; QU	1/1/2009	12/31/2011	656,394	109,399	N	0	N	0	N
DSS	CITY OF HARTFORD	CTF Nurting Families Network	1/1/2012	12/31/2014	656,394	109,399	N	0	N	0	N
DSS	CITY OF HARTFORD	HUSKY Outreach	7/1/2005	6/30/2014	2,806,795	322,571	N	60,000	N	0	N
DSS	CITY OF HARTFORD	Child Day Care for Hartford	1/1/2009	6/30/2012	5,831,694	0	Y	0	N	0	N
DSS	CITY OF MILFORD	Child Day Care for Milford	1/1/2009	6/30/2012	1,787,438	0	Y	0	N	0	N
DSS	CITY OF NEW HAVEN	Social Service Block Grant	10/1/2010	9/30/2012	354,859	177,429	Y	151,863	N	0	N
DSS	CITY OF NEW HAVEN	Food Stamp Employment	10/1/2007	9/30/2013	898,195	133,495	Y	130,495	N	0	N

Purchase of Service Contracts
 DETAILS BY AGENCY
 Fiscal Year 2012



<u>Agency</u>	<u>Contractor</u>	<u>Description of Service</u>	<u>Begin DT</u>	<u>Expire DT</u>	<u>Contract Amt</u>	<u>2012 Pymnt</u>	<u>Federal Y or N</u>	<u>Federal Pymnt</u>	<u>Private Y or N</u>	<u>Private Pymnt</u>	<u>Competitively Bid Y or N</u>
DSS	CITY OF NEW HAVEN	NURTURING FAMILIES NETWORK	7/1/2008	6/30/2014	1,470,393	176,145	N	0	N	0	Y
DSS	CITY OF NEW HAVEN	Healthy Start	7/1/2005	6/30/2012	2,933,759	422,091	Y	60,000	N	0	N
DSS	CITY OF NEW HAVEN	Child Day Care for New Haven	1/1/2009	6/30/2012	3,919,401	0	Y	0	N	0	N
DSS	CITY OF STAMFORD	Child Day Care for Stamford	1/1/2009	6/30/2012	6,448,732	0	Y	0	N	0	N
DSS	CITY SLICKERS INC	Family Services Miscellaneous	7/1/2010	6/30/2012	150,000	75,000	N	0	N	0	N
DSS	COLUMBUS HOUSE INC	AIDS Housing	10/1/2010	6/30/2013	95,455	34,711	N	0	N	0	N
DSS	COLUMBUS HOUSE INC	Homeless Prevention Rapid Reho	9/8/2009	6/15/2012	1,683,824	991,692	Y	991,692	N	0	Y
DSS	COMM ACTION COMMITTEE OF DANBURY INC	Retired and Senior Volunteer S	11/1/2009	6/30/2013	24,032	6,008	N	0	N	0	N
DSS	COMM ACTION COMMITTEE OF DANBURY INC	Social Service Block Grant	10/1/2010	9/30/2012	51,691	25,846	Y	25,846	N	0	N
DSS	COMM ACTION COMMITTEE OF DANBURY INC	Community Services Block Grant	1/1/2011	12/31/2011	474,872	230,716	Y	203,634	N	0	N
DSS	COMM ACTION COMMITTEE OF DANBURY INC	ARRA Community Services	7/1/2009	9/30/2011	507,488	0	Y	0	N	0	N
DSS	COMM ACTION COMMITTEE OF DANBURY INC	Community Services Block Grant	1/1/2012	9/30/2013	808,791	268,823	Y	178,729	N	0	N
DSS	COMM ACTION COMMITTEE OF DANBURY INC	Child Day Care Services	1/1/2009	6/30/2012	2,535,043	0	Y	0	N	0	N
DSS	COMM ACTION COMMITTEE OF DANBURY INC	Energy Assistance Program	10/1/2011	9/30/2014	15,696,655	2,689,943	Y	2,689,943	N	0	N
DSS	COMM ACTION COMMITTEE OF DANBURY INC	Fuel Assistance	10/1/2008	9/30/2011	16,111,322	90,202	Y	90,202	N	0	N
DSS	COMMUNITY ACTION AGENCY OF NEW HAVEN	Community Services Block Grant	1/1/2011	12/31/2011	1,329,312	610,412	Y	610,412	N	0	N
DSS	COMMUNITY ACTION AGENCY OF NEW HAVEN	Community Services Block Grant	1/1/2012	9/30/2013	2,113,316	612,177	Y	514,736	N	0	N
DSS	COMMUNITY ACTION AGENCY OF NEW HAVEN	Fuel Assistance	10/1/2008	9/30/2011	50,624,411	585,290	Y	585,290	N	0	N

STATE OF CONNECTICUT

Purchase of Service Contracts
 DETAILS BY AGENCY
 Fiscal Year 2012



<u>Agency</u>	<u>Contractor</u>	<u>Description of Service</u>	<u>Begin DT</u>	<u>Expire DT</u>	<u>Contract Amt</u>	<u>2012 Pymnt</u>	<u>Federal Y or N</u>	<u>Federal Pymnt</u>	<u>Private Y or N</u>	<u>Private Pymnt</u>	<u>Competitively Bid Y or N</u>
DSS	COMMUNITY HEALTH CENTER INC	Social Service Block Grant	10/1/2010	9/30/2012	82,608	41,304	Y	41,304	N	0	N
DSS	COMMUNITY HEALTH CENTER INC	NURTURING FAMILIES NETWORK	10/1/2008	9/30/2011	638,699	53,225	N	0	N	0	N
DSS	COMMUNITY HEALTH CENTER INC	Emergency Shelters for Domesti	10/1/2007	9/30/2011	665,362	0	N	0	N	0	N
DSS	COMMUNITY HEALTH NETWORK OF CT INC	Administrative Service Organiz	10/14/2011	12/31/2016	409,387,566	0	N	0	N	0	N
DSS	COMMUNITY HEALTH RESOURCES	NURTURING FAMILIES NETWORK	7/1/2008	9/30/2012	866,776	205,998	N	0	N	0	Y
DSS	COMMUNITY RENEWAL TEAM INC	Human Resource Development	10/1/2010	9/30/2011	10,735	2,684	Y	2,684	N	0	N
DSS	COMMUNITY RENEWAL TEAM INC	Adult Miscellaneous	7/1/2010	9/30/2012	45,209	20,093	N	20,093	N	0	N
DSS	COMMUNITY RENEWAL TEAM INC	Retired & Senior Volunteer Pro	7/1/2010	9/30/2012	50,421	16,807	N	0	N	0	N
DSS	COMMUNITY RENEWAL TEAM INC	Community Services	10/1/2010	9/30/2012	107,163	53,582	Y	53,582	N	0	N
DSS	COMMUNITY RENEWAL TEAM INC	Social Service Block Grant	10/1/2010	9/30/2012	623,935	311,968	Y	311,968	N	0	N
DSS	COMMUNITY RENEWAL TEAM INC	Child Day Care for CRT - Middl	1/1/2009	6/30/2012	681,804	0	Y	0	N	0	N
DSS	COMMUNITY RENEWAL TEAM INC	Community Services Block Grant	1/1/2011	12/31/2011	2,976,155	1,458,107	Y	1,268,528	N	0	N
DSS	COMMUNITY RENEWAL TEAM INC	Child Day Care for CRT - Hartf	1/1/2009	6/30/2012	4,723,899	0	Y	0	N	0	N
DSS	COMMUNITY RENEWAL TEAM INC	Community Services Block Grant	1/1/2012	9/30/2013	5,164,709	1,931,258	Y	1,085,072	N	0	N
DSS	COMMUNITY RENEWAL TEAM INC	ARRA Weatherization	7/1/2009	12/31/2012	14,222,844	4,917,064	Y	4,917,064	N	0	N
DSS	COMMUNITY RENEWAL TEAM INC	Fuel Assistance	10/1/2008	9/30/2011	105,682,231	678,041	Y	678,041	N	0	N
DSS	CONNECTICUT ASSOC FOR HUMAN SERVICES	Food Stamp Program	10/1/2008	9/30/2012	1,359,834	243,576	Y	243,576	N	0	N
DSS	CONNECTICUT CHILDREN'S MEDICAL CENTER	HUSKY PLUS PHYSICAL PROGRAM	7/1/2009	6/30/2013	2,051,403	493,084	N	0	N	0	N

STATE OF CONNECTICUT

Purchase of Service Contracts
 DETAILS BY AGENCY
 Fiscal Year 2012



<u>Agency</u>	<u>Contractor</u>	<u>Description of Service</u>	<u>Begin DT</u>	<u>Expire DT</u>	<u>Contract Amt</u>	<u>2012 Pymnt</u>	<u>Federal Y or N</u>	<u>Federal Pymnt</u>	<u>Private Y or N</u>	<u>Private Pymnt</u>	<u>Competitively Bid Y or N</u>
DSS	CONNECTICUT CHILDRENS MEDICAL CENTER	LAMPP	1/1/2010	2/28/2015	10,860,000	1,350,093	N	1,350,093	N	0	N
DSS	CONNECTICUT COMMUNITY CARE CTR INC	ARRA Chronic Disease Self-Mana	1/1/2011	3/31/2012	12,000	12,000	Y	12,000	N	0	N
DSS	CONNECTICUT COMMUNITY CARE CTR INC	Aging & Disability Resource Ce	12/1/2009	9/30/2012	333,867	194,761	Y	194,761	N	0	N
DSS	CONNECTICUT COMMUNITY PROVIDERS	Case management,	10/1/2008	9/30/2012	339,297	82,649	Y	82,649	N	0	N
DSS	CONNECTICUT COUNCIL OF FAMILY SVC AGENCY	ARRA Fiscal Admin Fee Continge	4/1/2010	6/30/2012	9,355,486	181,200	Y	181,200	N	0	N
DSS	CONNECTICUT COUNCIL OF FAMILY SVC AGENCY	Safety Net Services and ESP	1/1/2009	6/30/2013	13,095,968	2,673,542	N	0	N	60,000	Y
DSS	CONNECTICUT JUNIOR REPUBLIC ASSOCIATION	Counseling, special services f	10/1/2008	9/30/2012	19,227	4,684	Y	4,684	N	0	N
DSS	CONNECTICUT JUNIOR REPUBLIC ASSOCIATION	Teen Pregnancy Prevention	7/1/2007	6/30/2013	2,784,500	604,900	N	0	N	0	Y
DSS	CONNECTICUT LEGAL SERVICES INC	Social Service Block Grant	10/1/2010	9/30/2012	1,407,132	703,566	Y	703,566	N	0	N
DSS	CONNECTICUT STATE INDEPENDENT LIVING	Bureau of Rehab. Services	10/1/2007	9/30/2012	1,011,000	256,553	Y	256,553	N	0	N
DSS	COORDINATING CNCL FOR CHILDREN IN CRISIS	Teen Pregnancy Prevention	7/1/2010	6/30/2013	874,200	288,900	N	0	N	0	N
DSS	COORDINATING CNCL FOR CHILDREN IN CRISIS	NURTURING FAMILIES NETWORK	10/1/2009	9/30/2012	1,019,574	339,858	N	0	N	0	N
DSS	CORNELL SCOTT-HILL HEALTH CORPORATION	NURTURING FAMILIES NETWORK	7/1/2008	6/30/2014	2,609,448	326,181	N	0	N	0	Y
DSS	CTE INC	Adult Miscellaneous	5/15/2011	9/30/2011	16,074	16,074	Y	16,074	N	0	N
DSS	CTE INC	Hispanic Human Resource Develo	10/1/2010	9/30/2012	36,183	14,015	N	0	N	0	N
DSS	CTE INC	Social Service Block Grant	10/1/2010	3/31/2012	43,915	10,979	Y	10,979	N	0	N
DSS	CTE INC	Community Services Block Grant	1/1/2011	12/31/2011	778,828	389,065	Y	230,804	N	0	N
DSS	CTE INC	Homeless Prevention Rapid Reho	9/8/2009	9/30/2012	829,006	0	Y	0	N	0	Y

Purchase of Service Contracts
 DETAILS BY AGENCY
 Fiscal Year 2012



<u>Agency</u>	<u>Contractor</u>	<u>Description of Service</u>	<u>Begin DT</u>	<u>Expire DT</u>	<u>Contract Amt</u>	<u>2012 Pymnt</u>	<u>Federal Y or N</u>	<u>Federal Pymnt</u>	<u>Private Y or N</u>	<u>Private Pymnt</u>	<u>Competitively Bid Y or N</u>
DSS	CTE INC	Fuel Assistance	10/1/2008	9/30/2011	7,339,299	97,215	Y	97,215	N	0	N
DSS	CTR FOR MEDICARE ADVOCACY INC	CHOICES Information & Advocacy	10/1/2010	6/30/2012	660,928	328,017	Y	7,606	N	0	N
DSS	DANBURY HOUSING AUTHORITY	Transitional Living Program	1/1/2009	9/30/2012	283,283	73,818	N	0	N	0	N
DSS	DAY KIMBALL HOSPITAL	NURTURING FAMILIES NETWORK	1/1/2009	12/31/2011	622,797	103,800	N	0	N	0	N
DSS	DAY KIMBALL HOSPITAL	CTF Nurturing Families Network	1/1/2012	12/31/2014	622,797	103,800	N	0	N	0	N
DSS	DISABILITIES NETWORK OF E CT	Money Follows the Person	7/1/2008	6/30/2012	355,681	79,533	N	0	N	0	N
DSS	DISABILITIES NETWORK OF E CT	BRS Independent Living Center	7/19/2010	9/30/2013	618,553	163,359	Y	53,364	N	0	N
DSS	DISABILITY RESOURCE CENTER	Money Follows the Person	7/1/2008	6/30/2012	355,681	90,960	N	0	N	0	N
DSS	DISABILITY RESOURCE CENTER	Independent Living Center	7/19/2010	9/30/2013	618,553	163,359	Y	53,364	N	0	N
DSS	DIXWELL NEIGHBORHOOD CORP	Human Resource Development	1/1/2011	12/31/2012	77,420	38,710	Y	38,710	N	0	N
DSS	DIXWELL NEWHALLVILLE COMM	Human Resource Development	1/1/2011	12/31/2012	124,476	62,238	Y	62,238	N	0	N
DSS	DOMESTIC VIOLENCE CRISIS CTR	Emergency Shelter for Domestic	7/1/2011	6/30/2014	2,248,194	775,589	Y	75,928	Y	25,928	N
DSS	EASTCONN	Social Service Block Grant	10/1/2010	9/30/2012	48,327	24,164	Y	24,164	N	0	N
DSS	EASTCONN	Teenage Pregnancy Prevention	2/1/2011	6/30/2013	212,900	69,300	N	0	N	0	N
DSS	EASTER SEALS CAPITAL REGION & EASTERN CT	Community Services	10/1/2010	9/30/2011	30,041	0	N	0	N	0	N
DSS	EASTERN CONNECTICUT WORKFORCE	Transportation to Work	1/1/2011	6/30/2012	1,118,714	613,716	Y	43,713	N	0	N
DSS	EASTERN CT AREA AGENCY ON AGING	Chronic Disease Self-Managemen	7/1/2009	3/31/2012	80,700	40,350	Y	40,350	N	0	N
DSS	EASTERN CT AREA AGENCY ON AGING	Money Follows the Person	9/1/2008	6/30/2012	405,063	129,205	N	0	N	0	N

Purchase of Service Contracts
 DETAILS BY AGENCY
 Fiscal Year 2012



<u>Agency</u>	<u>Contractor</u>	<u>Description of Service</u>	<u>Begin DT</u>	<u>Expire DT</u>	<u>Contract Amt</u>	<u>2012 Pymnt</u>	<u>Federal Y or N</u>	<u>Federal Pymnt</u>	<u>Private Y or N</u>	<u>Private Pymnt</u>	<u>Competitively Bid Y or N</u>
DSS	EASTERN CT AREA AGENCY ON AGING	Congregate Housing Services	10/1/2010	9/30/2012	412,224	210,735	Y	151,023	N	0	N
DSS	EASTERN CT AREA AGENCY ON AGING	CHOICES	7/1/2010	6/30/2012	490,612	250,888	Y	169,599	N	0	N
DSS	EASTERN CT AREA AGENCY ON AGING	Federal Title III & VII	10/1/2010	9/30/2012	5,873,527	3,467,157	Y	3,467,157	N	0	N
DSS	EDGEWOOD PTA CHILD CARE PROGRAM	Before & After School - Edgewo	7/1/2011	6/30/2014	76,134	24,913	N	0	N	0	N
DSS	FAIR HAVEN COMMUNITY HEALTH CLINIC INC	Elderly Health Screening	7/1/2010	12/31/2012	193,238	77,295	N	0	N	0	N
DSS	FAIR HAVEN COMMUNITY HEALTH CLINIC INC	NURTURING FAMILIES NETWORK	7/1/2008	6/30/2014	1,491,102	248,517	N	0	N	0	Y
DSS	FAIR HAVEN PARENTS MINISTRY	Human Resource Development	1/1/2011	12/31/2012	114,580	57,290	Y	57,290	N	0	N
DSS	FAIR STREET APARTMENTS LP	Supportive Housing	10/1/2010	9/30/2013	293,758	91,060	N	0	N	0	N
DSS	FAMILIES IN CRISIS INC	omoting Responsible Fatherhood	10/1/2007	9/30/2011	546,890	34,181	Y	34,181	N	0	N
DSS	FAMILIES IN CRISIS INC	NURTURING FAMILIES NETWORK	1/1/2009	12/31/2013	990,190	198,038	N	0	N	0	Y
DSS	FAMILIES NETWORK OF WESTERN CT INC	NURTURING FAMILIES NETWORK	10/1/2008	9/30/2011	695,181	57,932	N	0	N	0	N
DSS	FAMILY & CHILDRENS AGENCY INC	NURTURING FAMILIES NETWORK	1/1/2009	12/31/2011	718,369	140,562	N	25,000	N	0	N
DSS	FAMILY & CHILDRENS AGENCY INC	CTF Nurturing Families Network	1/1/2012	12/31/2014	843,369	140,562	Y	25,000	N	0	N
DSS	FAMILY LIFE EDUCATION	NURTURING FAMILIES NETWORK; QU	1/1/2009	12/31/2011	610,728	109,245	N	10,226	N	0	N
DSS	FAMILY SERVICES OF GREATER WATERBURY INC	FAMILY EMPOWERMENT INITIATIVE;	7/1/2009	6/30/2012	112,272	37,424	N	0	N	0	N
DSS	FAMILY STRIDES INC	Promoting responsible fatherho	10/1/2007	9/30/2011	546,890	34,183	Y	34,183	N	0	N
DSS	FAMILY STRIDES INC	NURTURING FAMILIES NETWORK;	7/1/2008	6/30/2014	2,386,962	397,827	N	0	N	0	Y
DSS	FELLOWSHIP COMMONS WHALLEY INC	Supportive Housing	8/1/2009	7/31/2012	148,363	31,325	N	0	N	0	N

Purchase of Service Contracts
 DETAILS BY AGENCY
 Fiscal Year 2012



<u>Agency</u>	<u>Contractor</u>	<u>Description of Service</u>	<u>Begin DT</u>	<u>Expire DT</u>	<u>Contract Amt</u>	<u>2012 Pymnt</u>	<u>Federal Y or N</u>	<u>Federal Pymnt</u>	<u>Private Y or N</u>	<u>Private Pymnt</u>	<u>Competitively Bid Y or N</u>
DSS	FERRY MUTUAL HOUSING LIMITED PARTNERSHIP	Supportive Housing	10/1/2010	9/30/2013	175,737	65,719	N	0	N	0	N
DSS	FRIENDLY HANDS FOOD BANK INC	Social Service Block Grant	10/1/2010	9/30/2012	67,056	33,528	Y	33,528	N	0	N
DSS	FRIENDSHIP SERV CTR OF NB INC	Supportive Housing	5/1/2010	4/30/2013	630,876	141,669	N	0	N	0	N
DSS	FSW INC CT	Money Follows the Person	7/1/2009	6/30/2012	167,498	56,490	N	0	N	0	N
DSS	FSW INC CT	Social Services Block Grant	10/1/2008	9/30/2012	215,851	52,580	Y	52,580	N	0	N
DSS	GAYLORD FARMS REHABILITATION CENTER INC	Traumatic Brain Injury Program	7/1/2010	6/30/2012	262,714	98,518	N	0	N	0	N
DSS	GBAPP INC	Community Services	10/1/2010	9/30/2011	24,807	6,202	N	6,202	N	0	N
DSS	GENERATIONS FAMILY HEALTH CTR	FAMILY EMPOWERMENT	7/1/2009	6/30/2012	670,950	223,650	N	0	N	0	N
DSS	GREATER NEW HAVEN DISABILITY RIGHTS	Aging & Disability Resource Ce	10/1/2010	9/30/2012	160,802	134,426	Y	134,426	N	0	N
DSS	GREATER NEW HAVEN DISABILITY RIGHTS	BRS Independent Living Center	7/19/2010	9/30/2013	618,553	125,993	Y	16,000	N	0	N
DSS	GREATER NEW HAVEN DISABILITY RIGHTS	Money Follows the Person	7/1/2008	6/30/2012	668,233	184,989	N	0	N	0	N
DSS	HALES COURT HOUSING LLC	Supportive Housing	2/1/2011	6/30/2014	1,612,898	252,285	N	0	N	0	N
DSS	HALL NEIGHBORHOOD HOUSE INC	Child Day Care for Hall	1/1/2009	6/30/2012	2,388,642	0	Y	0	N	0	N
DSS	HANDS ON HARTFORD INC	FAMILY SCHOOL CONNECTION	1/1/2008	9/30/2013	1,062,525	183,675	N	0	N	0	Y
DSS	HANDS ON HARTFORD INC	Aids Shelter	10/1/2010	9/30/2012	1,087,484	543,742	N	0	N	0	N
DSS	HARTFORD HOSPITAL	NURTURING FAMILIES NETWORK	10/1/2009	9/30/2012	41,744	35,311	N	0	N	0	N
DSS	HARTFORD INTERVAL HOUSE INC	FAMILY EMPOWERMENT INITIATIVE;	7/1/2009	6/30/2012	67,530	22,510	N	0	N	0	N
DSS	HARTFORD INTERVAL HOUSE INC	Emergency Shelters for Domesti	7/1/2011	6/30/2014	1,119,097	381,675	Y	89,517	Y	12,964	N

Purchase of Service Contracts
 DETAILS BY AGENCY
 Fiscal Year 2012



<u>Agency</u>	<u>Contractor</u>	<u>Description of Service</u>	<u>Begin DT</u>	<u>Expire DT</u>	<u>Contract Amt</u>	<u>2012 Pymnt</u>	<u>Federal Y or N</u>	<u>Federal Pymnt</u>	<u>Private Y or N</u>	<u>Private Pymnt</u>	<u>Competitively Bid Y or N</u>
DSS	HISPANIC HEALTH COUNCIL	NURTURING FAMILIES NETWORK; QU	1/1/2009	12/31/2011	450,206	99,019	N	0	N	0	N
DSS	HOCKANUM VALLEY CHILD DAY CARE	Child Day Care for Hockanum Va	1/1/2009	6/30/2012	568,170	0	Y	0	N	0	N
DSS	HOLY FAMILY HOME AND SHELTER INC	Emergency Shelter Service	10/1/2010	6/30/2013	678,937	236,395	Y	166,297	N	0	N
DSS	HOME DEVELOPMENT INC	Supportive Housing	5/1/2011	4/30/2014	845,595	240,069	N	0	N	0	N
DSS	HOMES WITH HOPE INC	Supportive Housing	8/1/2009	7/31/2012	396,203	96,245	N	0	N	0	N
DSS	HOSPITAL OF CENTRAL CONNECTICUT	FAMILY EMPOWERMENT	7/1/2009	6/30/2012	113,124	37,708	N	0	N	0	N
DSS	HOSPITAL OF CENTRAL CONNECTICUT	NURTURING FAMILIES NETWORK	10/1/2008	9/30/2011	651,496	55,068	N	0	N	0	N
DSS	HOSPITAL OF SAINT RAPHAEL	NURTURING FAMILIES NETWORK; QU	4/1/2009	3/31/2012	858,000	214,500	N	0	N	0	N
DSS	HOSPITAL OF SAINT RAPHAEL	CTF Nurturing Families Network	1/1/2012	12/31/2014	858,000	71,500	N	0	N	0	N
DSS	HOUSE OF BREAD	Aids Shelter	10/1/2010	9/30/2012	66,655	33,328	Y	33,328	N	0	N
DSS	HUMAN RESOURCES AGENCY OF	AIDS Shelter	10/1/2010	9/30/2012	192,446	96,223	Y	24,056	N	0	N
DSS	HUMAN RESOURCES AGENCY OF	Community Services Block Grant	1/1/2011	12/31/2011	553,628	268,435	Y	231,105	N	0	N
DSS	HUMAN RESOURCES AGENCY OF	Community Services Block Grant	1/1/2012	9/30/2013	960,185	330,493	Y	202,174	N	0	N
DSS	HUMAN RESOURCES AGENCY OF	Child Day Care Services	1/1/2009	6/30/2012	2,403,964	0	Y	0	N	0	N
DSS	HUMAN RESOURCES AGENCY OF	Fuel Assistance	10/1/2008	9/30/2011	14,644,958	61,092	Y	61,092	N	0	N
DSS	IMMACULATE CONCEPTION SHELTER &	Supportive Housing	10/1/2010	9/30/2013	1,702,468	457,207	N	0	N	0	N
DSS	INDEPENDENCE NORTHWEST INC	Aging & Disability Resource Ce	10/1/2010	9/30/2012	202,553	152,708	Y	152,708	N	0	N
DSS	INDEPENDENCE NORTHWEST INC	AIDS HOPWA	7/1/2010	6/30/2012	224,816	62,157	Y	62,157	N	0	Y

Purchase of Service Contracts
 DETAILS BY AGENCY
 Fiscal Year 2012



<u>Agency</u>	<u>Contractor</u>	<u>Description of Service</u>	<u>Begin DT</u>	<u>Expire DT</u>	<u>Contract Amt</u>	<u>2012 Pymnt</u>	<u>Federal Y or N</u>	<u>Federal Pymnt</u>	<u>Private Y or N</u>	<u>Private Pymnt</u>	<u>Competitively Bid Y or N</u>
DSS	INDEPENDENCE NORTHWEST INC	Money Follows the Person	7/1/2008	6/30/2012	388,881	51,072	N	0	N	0	N
DSS	INDEPENDENCE NORTHWEST INC	Aids Shelter	10/1/2010	9/30/2012	396,298	198,149	Y	198,149	N	0	N
DSS	INDEPENDENCE NORTHWEST INC	BRS-Independent Living Center	7/19/2010	9/30/2013	618,553	155,358	Y	45,364	N	0	N
DSS	INDEPENDENCE UNLIMITED INC	Aging and Disability Resource	12/1/2009	9/30/2012	215,717	119,550	Y	119,550	N	0	N
DSS	INDEPENDENCE UNLIMITED INC	Money Follows the Person	7/1/2008	6/30/2012	1,001,410	236,148	N	0	N	0	N
DSS	INSPIRICA INC	Adult Miscellaneous - AID, ESS	10/1/2010	9/30/2012	1,713,513	856,757	Y	560,951	N	0	N
DSS	INTERFAITH SOCIAL ACTION CORPORATION	Child Day Care for ISAC	1/1/2009	6/30/2012	2,272,680	0	Y	0	N	0	N
DSS	JOHN D'AMELIA AND ASSOCIATES LLC	Housing Assistance - Administr	7/16/2007	6/30/2014	645,693,489	96,608,762	Y	68,687,460	N	0	Y
DSS	JOURNEY HOME INC	Homeless Prevention Rapid Reho	9/8/2009	6/15/2012	3,048,698	1,443,276	Y	1,443,276	N	0	Y
DSS	JUNTA FOR PROGRESSIVE ACTION	Human Resource Development	1/1/2011	12/31/2012	126,032	63,016	Y	63,016	N	0	N
DSS	KANGAROO'S KORNER INC	Child Day Care for Kangaroo's	1/1/2009	6/30/2012	332,905	0	Y	0	N	0	N
DSS	LAWRENCE AND MEMORIAL HOSPITAL	NURTURING FAMILIES NETWORK; QU	1/1/2009	12/31/2011	709,086	177,271	N	0	N	0	N
DSS	LEEWAY-PUTNAM HOUSING CORPORATION	Supportive Housing	8/1/2010	7/31/2013	656,396	160,940	N	0	N	0	N
DSS	LITCHFIELD COUNTY ASSOCIATION	Bureau of Rehab. Services	1/1/2009	12/31/2011	75,000	0	N	0	N	0	N
DSS	MADONNA PLACE INC	FAMILY EMPOWERMENT	7/1/2009	6/30/2012	141,210	47,070	N	0	N	0	N
DSS	MADONNA PLACE INC	Promoting responsible fatherho	10/1/2007	9/30/2011	546,890	34,180	Y	34,180	N	0	N
DSS	MADONNA PLACE INC	NURTURING FAMILIES NETWORK	1/1/2009	12/31/2011	683,141	124,274	N	12,500	N	0	N

STATE OF CONNECTICUT

Purchase of Service Contracts
 DETAILS BY AGENCY
 Fiscal Year 2012



<u>Agency</u>	<u>Contractor</u>	<u>Description of Service</u>	<u>Begin DT</u>	<u>Expire DT</u>	<u>Contract Amt</u>	<u>2012 Pymnt</u>	<u>Federal Y or N</u>	<u>Federal Pymnt</u>	<u>Private Y or N</u>	<u>Private Pymnt</u>	<u>Competitively Bid Y or N</u>
DSS	MADONNA PLACE INC	CTF Nurturing Families Network	1/1/2012	12/31/2014	745,641	124,274	Y	12,500	N	0	N
DSS	MADONNA PLACE INC	FAMILY SCHOOL CONNECTION	10/1/2008	9/30/2013	1,660,464	186,000	N	0	N	0	Y
DSS	MANCHESTER MEMORIAL HOSPITAL	NURTURING FAMILIES NETWORK	10/1/2009	9/30/2012	1,203,171	401,057	N	0	N	0	N
DSS	MANSFIELD TOWN TREASURER	Social Service Block Grant	10/1/2010	9/30/2012	6,940	3,316	Y	2,461	N	0	N
DSS	MANSFIELD TOWN TREASURER	Child Day Care for Mansfield	1/1/2009	6/30/2012	1,132,899	0	Y	0	N	0	N
DSS	MCCALL FOUNDATION INC	Supportive Housing	3/1/2009	2/28/2012	64,761	17,306	N	0	N	0	N
DSS	MERCER HEALTH AND BENEFITS LLC	Mercer long term care contract	12/31/2009	6/30/2012	4,499,448	275,000	Y	0	N	0	N
DSS	MERCY HOUSING & SHELTER CORP	Homeless Prevention Rapid Reho	9/8/2009	5/31/2012	927,671	274,804	Y	274,804	N	0	Y
DSS	MERCY HOUSING & SHELTER CORP	Aids Shelter	10/1/2010	9/30/2012	1,117,376	558,688	N	0	N	0	N
DSS	MERIDEN TOWN TREASURER	Child Day Care for Meriden	1/1/2009	6/30/2012	1,420,425	0	Y	0	N	0	N
DSS	MERIDEN WALLINGFORD CHRYSALIS	Transitional Living Program	10/1/2010	9/30/2012	109,138	54,749	Y	54,749	N	0	N
DSS	MERIDEN WALLINGFORD CHRYSALIS	Emergency Shelter for Domestic	7/1/2011	6/30/2014	1,074,097	366,675	Y	85,767	Y	12,964	N
DSS	MHA CONGER HOUSE LLC	Supportive Housing Program	10/1/2010	9/30/2013	264,896	65,563	N	0	N	0	N
DSS	MHA MERTON HOUSE LLC	Supportive Housing	5/1/2010	4/30/2013	1,112,724	371,154	N	0	N	0	N
DSS	MICAH HOUSING INC	Supportive Housing	4/1/2011	3/28/2014	474,438	75,603	N	0	N	0	N
DSS	MIDDLESEX HOSPITAL	NURTURING FAMILIES NETWORK	10/1/2007	9/30/2013	1,916,100	212,900	N	0	N	0	Y
DSS	MT OLIVE CHILD DEV CTR INC	Child Day Care for Mt. Olive C	1/1/2009	6/30/2012	9,485,756	0	Y	0	N	0	N
DSS	MUTUAL HOUSING ASSOC OF SC CT	Supportive Housing	10/1/2010	9/30/2013	218,130	72,156	N	0	N	0	N

STATE OF CONNECTICUT

Purchase of Service Contracts
 DETAILS BY AGENCY
 Fiscal Year 2012



<u>Agency</u>	<u>Contractor</u>	<u>Description of Service</u>	<u>Begin DT</u>	<u>Expire DT</u>	<u>Contract Amt</u>	<u>2012 Pymnt</u>	<u>Federal Y or N</u>	<u>Federal Pymnt</u>	<u>Private Y or N</u>	<u>Private Pymnt</u>	<u>Competitively Bid Y or N</u>
DSS	MUTUAL HOUSING ASSOC OF SC CT	Supportive Housing	8/1/2009	7/31/2012	1,301,850	345,305	N	0	N	0	N
DSS	NAMI OF CONNECTICUT INC	NAMI Medicare Rx Training	1/11/2010	6/30/2012	104,207	35,255	Y	21,005	N	0	N
DSS	NAUGATUCK TOWN TREASURER	Social Services Block Grant	10/1/2008	9/30/2012	36,930	8,996	Y	8,546	N	0	N
DSS	NAUGATUCK TOWN TREASURER	Child Day Care for Naugatuck	1/1/2009	6/30/2012	1,136,340	0	Y	0	N	0	N
DSS	NCAAA	Adult Home Share Program	7/1/2010	6/30/2012	57,700	0	N	0	N	0	N
DSS	NCAAA	CHOICES	7/1/2010	6/30/2012	467,691	246,789	Y	165,641	N	0	N
DSS	NCAAA	Money Follows the Person	9/1/2008	6/30/2012	853,483	182,672	N	0	N	0	N
DSS	NCAAA	State Funded Assistance for th	7/1/2011	6/30/2013	2,522,978	1,174,024	N	81,809	N	0	N
DSS	NEON	Retired & Senior Volunteer Pro	7/1/2010	6/30/2013	18,024	6,008	N	0	N	0	N
DSS	NEON	Social Service Block Grant	1/1/2011	9/30/2011	21,911	3,136	Y	3,136	N	0	N
DSS	NEON	Social Service Block Grant	4/1/2012	9/30/2012	30,866	0	Y	0	N	0	N
DSS	NEON	Social Services Block Grant	10/1/2010	3/31/2012	92,598	46,299	Y	46,299	N	0	N
DSS	NEON	Adult Miscellaneous - ESS, HHD,	1/1/2012	12/31/2012	92,828	63,946	Y	49,624	N	0	N
DSS	NEON	Food Stamp Employment	10/1/2007	9/30/2012	472,364	105,950	Y	105,950	N	0	N
DSS	NEON	Community Services Block Grant	1/1/2011	2/29/2012	959,983	683,969	Y	262,950	N	0	N
DSS	NEON	Community Services Block Grant	1/1/2012	9/30/2013	2,336,698	557,297	Y	485,228	N	0	N
DSS	NEON	Child Day Care for NEON	1/1/2009	6/30/2012	4,770,191	0	Y	0	N	0	N
DSS	NEON	Fuel Assistance	10/1/2008	9/30/2011	7,847,481	47,264	Y	47,264	N	0	N

STATE OF CONNECTICUT

Purchase of Service Contracts
 DETAILS BY AGENCY
 Fiscal Year 2012



<u>Agency</u>	<u>Contractor</u>	<u>Description of Service</u>	<u>Begin DT</u>	<u>Expire DT</u>	<u>Contract Amt</u>	<u>2012 Pymnt</u>	<u>Federal Y or N</u>	<u>Federal Pymnt</u>	<u>Private Y or N</u>	<u>Private Pymnt</u>	<u>Competitively Bid Y or N</u>
DSS	NETWORK AGAINST DOMESTIC ABUSE OF NC CT	Emergency Shelters for Domesti	7/1/2011	6/30/2014	1,074,097	366,675	Y	85,767	Y	12,964	N
DSS	NEW CANAAN TOWN TREASURER	Child Day Care for New Canaan	1/1/2009	6/12/2012	805,650	0	Y	0	N	0	N
DSS	NEW ENGLAND COGNITIVE CENTER	Get Your Mind Moving Program	7/1/2011	6/30/2013	106,490	53,245	N	0	N	0	N
DSS	NEW ENGLAND COGNITIVE CENTER	Elderly Services - CONNECTIONS	11/10/2010	8/31/2012	485,633	193,382	Y	193,382	N	0	N
DSS	NEW HAVEN FAM ALLIANCE INC	Fatherhood Initiative Program	5/1/2012	6/30/2013	62,500	0	N	0	N	0	N
DSS	NEW HAVEN FAM ALLIANCE INC	Promoting responsible fatherho	10/1/2007	9/30/2011	546,890	34,179	Y	34,179	N	0	N
DSS	NEW HAVEN HOME RECOVERY INC	Supportive Housing	3/1/2011	2/28/2014	241,090	80,364	N	0	N	0	N
DSS	NEW HAVEN HOME RECOVERY INC	Supportive Housing	3/1/2011	2/28/2014	566,135	189,244	N	0	N	0	N
DSS	NEW HAVEN HOME RECOVERY INC	FAMILY SCHOOL CONNECTION	10/1/2008	9/30/2013	1,670,462	186,000	N	0	N	0	Y
DSS	NEW MILFORD VISITING NURSE	NURTURING FAMILIES NETWORK	7/1/2008	6/30/2014	1,845,726	177,641	N	0	N	0	Y
DSS	NEW OPPORTUNITIES INC	Social Service block grant	1/1/2011	9/30/2011	21,911	6,587	Y	6,587	N	0	N
DSS	NEW OPPORTUNITIES INC	Retired & Senior Volunteer Pro	7/1/2010	6/30/2012	36,048	12,016	N	0	N	0	N
DSS	NEW OPPORTUNITIES INC	Promoting Responsible Fatherho	10/1/2007	9/30/2011	546,890	34,180	Y	34,180	N	0	N
DSS	NEW OPPORTUNITIES INC	Community Service Block Grant	1/1/2011	12/31/2011	1,617,366	902,605	Y	809,645	N	0	N
DSS	NEW OPPORTUNITIES INC	Homeless Prevention Rapid Reho	9/8/2009	6/15/2012	1,681,074	453,710	Y	453,710	N	0	Y
DSS	NEW OPPORTUNITIES INC	Adult Miscellaneous - ESS, TLP	10/1/2010	9/30/2012	1,681,385	840,693	Y	444,379	N	0	N
DSS	NEW OPPORTUNITIES INC	Community Services Block Grant	1/1/2012	9/30/2013	2,755,632	708,189	Y	560,795	N	0	N
DSS	NEW OPPORTUNITIES INC	Child Day Care for New Opportu	1/1/2009	6/30/2012	4,840,563	0	Y	0	N	0	N

STATE OF CONNECTICUT

Purchase of Service Contracts
 DETAILS BY AGENCY
 Fiscal Year 2012



<u>Agency</u>	<u>Contractor</u>	<u>Description of Service</u>	<u>Begin DT</u>	<u>Expire DT</u>	<u>Contract Amt</u>	<u>2012 Pymnt</u>	<u>Federal Y or N</u>	<u>Federal Pymnt</u>	<u>Private Y or N</u>	<u>Private Pymnt</u>	<u>Competitively Bid Y or N</u>
DSS	NEW OPPORTUNITIES INC	ARRA Weatherization	7/1/2009	6/30/2012	20,843,747	7,324,500	Y	7,324,500	N	0	N
DSS	NEW OPPORTUNITIES INC	Fuel Assistance	10/1/2008	9/30/2011	93,587,729	507,518	Y	507,518	N	0	N
DSS	NEWTOWN TOWN TREASURER	Child Day Care for Newtown	1/1/2009	6/30/2012	852,255	0	Y	0	N	0	N
DSS	NORTH HAVEN TOWN TREASURER	Child Day Care for North Haven	1/1/2009	6/30/2012	800,672	0	Y	0	N	0	N
DSS	NORTHWEST REGIONAL WORKFORCE	Transportation to Work	1/1/2011	6/30/2012	626,990	368,466	Y	43,713	N	0	N
DSS	OP HOPE OF FAIRFIELD INC	Supportive Housing	2/1/2010	1/31/2013	312,000	78,000	N	0	N	0	N
DSS	OPEN HEARTH ASSOCIATION	Emergency Shelter Services	10/1/2010	9/30/2012	340,582	170,291	Y	127,718	N	0	N
DSS	OUR LADY OF FATIMA DAY CARE CTR	Child Day Care for Our Lady of	1/1/2009	6/30/2012	1,300,904	0	Y	0	N	0	N
DSS	PARK CITY SUPPORTIVE HOUSING LLC	Supportive Housing	7/1/2010	6/30/2013	1,853,352	554,965	N	0	N	0	N
DSS	PERCEPTION PROGRAMS INC	AIDS housing	10/1/2010	9/30/2012	437,774	218,887	N	0	N	0	N
DSS	PLAINVILLE DAY CARE CENTER	Child Day Care for Plainville	1/1/2009	6/30/2012	938,853	0	Y	0	N	0	N
DSS	PLANNED PARENTHOOD OF SOUTHERN	Social Services Block Grant	10/1/2007	9/30/2012	4,938,791	915,060	Y	915,060	N	0	N
DSS	PRUDENCE CRANDALL CTR FOR WOMEN	Emergency Shelter for Domestic	7/1/2011	6/30/2014	1,074,097	366,675	Y	85,767	Y	12,964	N
DSS	RAM SCHOOL-AGE CHILD CARE INC	Before & After School - RAMSAC	7/1/2011	6/30/2014	71,586	23,425	N	0	N	0	N
DSS	RECOVERY NETWORK OF PROGRAMS INC	Adult Miscellaneous - ESS & AI	10/1/2010	9/30/2012	773,503	386,752	Y	259,713	N	0	N
DSS	RIVERFRONT CHILDREN'S CENTER INC	Child Day Care for Riverfront	1/1/2009	6/30/2012	665,808	0	Y	0	N	0	N
DSS	ROSCCO STAMFORD SCHOOL COMMUNITY	Before & After School - ROSCCO	7/1/2011	6/30/2014	106,197	34,751	N	0	N	0	N
DSS	RSVP OF CENTRAL CT INC	Retired & Senior Volunteer Pro	7/1/2010	6/30/2013	18,027	6,009	N	0	N	0	N

Purchase of Service Contracts
 DETAILS BY AGENCY
 Fiscal Year 2012



<u>Agency</u>	<u>Contractor</u>	<u>Description of Service</u>	<u>Begin DT</u>	<u>Expire DT</u>	<u>Contract Amt</u>	<u>2012 Pymnt</u>	<u>Federal Y or N</u>	<u>Federal Pymnt</u>	<u>Private Y or N</u>	<u>Private Pymnt</u>	<u>Competitively Bid Y or N</u>
DSS	RUSHFORD CENTER INC	Social Service Block Grant	10/1/2010	9/30/2012	59,608	29,804	Y	29,804	N	0	N
DSS	RUSHFORD CENTER INC	FAMILY EMPOWERMENT	7/1/2009	6/30/2012	72,015	24,005	N	0	N	0	N
DSS	SAFE HAVEN OF GREATER WATERBURY INC	Social Services Block Gran	10/1/2008	9/30/2012	20,316	4,949	Y	4,949	N	0	N
DSS	SAFE HAVEN OF GREATER WATERBURY INC	Emergency Shelter for Domestic	7/1/2011	6/30/2014	1,074,097	366,675	Y	85,767	Y	12,964	N
DSS	SAMUELS COURT LIMITED PARTNERSHIP	Supportive Housing	10/1/2009	9/30/2012	1,380,888	586,860	N	0	N	0	N
DSS	SCADD INC	Community Services	10/1/2010	9/30/2011	11,189	0	N	0	N	0	N
DSS	SKILLS CAMP INC	Family Services Miscellaneous	7/1/2010	6/30/2012	150,000	75,000	N	0	N	0	N
DSS	SOLAR YOUTH INC	Family Services Miscellaneous	7/1/2010	6/30/2012	150,000	75,000	N	0	N	0	N
DSS	SOUTHFIELD CHILDRENS CENTER	Child Day Care for Southfield	1/1/2009	6/30/2012	1,246,727	0	Y	0	N	0	N
DSS	SOUTHWESTERN CT AGENCY ON AGING	Cost Share Allocation Collecti	1/1/2010	6/30/2013	138,272	35,211	N	0	N	0	N
DSS	SOUTHWESTERN CT AGENCY ON AGING	Chronic Disease Self-Managemen	7/1/2010	6/30/2012	184,200	92,100	Y	92,100	N	0	N
DSS	SOUTHWESTERN CT AGENCY ON AGING	CHOICES	7/1/2010	6/30/2012	500,279	265,986	Y	184,836	N	0	N
DSS	SOUTHWESTERN CT AGENCY ON AGING	Money Follows the Person	9/1/2008	6/30/2012	575,557	151,600	N	0	N	0	N
DSS	SOUTHWESTERN CT AGENCY ON AGING	Federal Title III & VII	10/1/2010	9/30/2012	5,891,834	2,446,403	Y	2,446,403	N	0	N
DSS	ST ANDREW'S UNITED METHODIST CHURCH	Child Day Care for St. Andrew'	1/1/2009	6/30/2012	627,977	0	Y	0	N	0	N
DSS	ST FRANCIS HOSPITAL & MEDICAL CENTER	SSP-Domestic Violence Educatio	7/1/2011	6/30/2013	200,000	100,000	Y	100,000	N	0	N
DSS	ST FRANCIS HOSPITAL & MEDICAL CENTER	NURTURING FAMILIES NETWORK	10/1/2008	9/30/2011	781,485	70,570	N	0	N	0	N
DSS	ST FRANCIS HOSPITAL & MEDICAL CENTER	CTF Nurturing Families Network	10/1/2011	9/30/2014	846,840	211,710	N	0	N	0	N

Purchase of Service Contracts
 DETAILS BY AGENCY
 Fiscal Year 2012



<u>Agency</u>	<u>Contractor</u>	<u>Description of Service</u>	<u>Begin DT</u>	<u>Expire DT</u>	<u>Contract Amt</u>	<u>2012 Pymnt</u>	<u>Federal Y or N</u>	<u>Federal Pymnt</u>	<u>Private Y or N</u>	<u>Private Pymnt</u>	<u>Competitively Bid Y or N</u>
DSS	ST LUKE'S HOME	Retired & Senior Volunteer Pro	7/1/2010	6/30/2013	30,900	10,300	N	0	N	0	N
DSS	ST MARKS DAY CARE CENTER	Child Day Care for St. Mark's	1/1/2009	6/30/2012	2,477,787	0	Y	0	N	0	N
DSS	ST VINCENT DEPAUL MISSION OF BRISTOL INC	Adult Miscellaneous - ESS, TLP	10/1/2010	9/30/2012	649,540	324,771	Y	215,310	N	0	N
DSS	STAYWELL HEALTH CARE INC	NURTURING FAMILIES NETWORK	10/1/2008	9/30/2011	652,344	54,362	N	0	N	0	N
DSS	STAYWELL HEALTH CARE INC	Husky Outreach Health CTR	7/1/2005	6/30/2014	3,449,941	322,571	N	60,000	N	0	N
DSS	STRATFORD TOWN TREASURER	Social Service Block Grant	10/1/2010	9/30/2012	28,103	14,052	Y	12,387	N	0	N
DSS	STUDENT PARENTING AND FAMILY	Child Day Care for Student Par	1/1/2009	6/30/2012	834,369	0	Y	0	N	0	N
DSS	SUSAN B ANTHONY PROJ INC	Emergency Shelter for Domestic	10/1/2010	9/30/2012	68,366	34,183	Y	34,183	N	0	N
DSS	SUSAN B ANTHONY PROJ INC	Emergency Shelter for Domestic	7/1/2011	6/30/2014	850,635	359,009	Y	83,850	Y	12,964	N
DSS	TABOR HOUSE INC	Aids Shelter	10/1/2010	9/30/2012	403,458	201,729	N	0	N	0	N
DSS	TEAM INC	Social Service Block Grant	1/1/2011	9/30/2011	21,911	5,575	Y	5,575	N	0	N
DSS	TEAM INC	Community Services Block Grant	1/1/2011	12/31/2011	374,071	181,213	Y	157,059	N	0	N
DSS	TEAM INC	Community Services Block Grant	1/1/2012	9/30/2013	645,316	223,712	Y	137,681	N	0	N
DSS	TEAM INC	Child Day Care for TEAM	1/1/2009	6/30/2012	2,130,638	0	Y	0	N	0	N
DSS	TEAM INC	Fuel Assistance	10/1/2008	9/30/2011	15,044,962	89,031	Y	89,031	N	0	N
DSS	TERRYVILLE - PLYMOUTH DAY CARE CENTER IN	Child Day Care for Terryville-	1/1/2009	6/30/2012	446,699	0	Y	0	N	0	N
DSS	THAMES RIVER COMMUNITY SERVICE INC	Supportive Housing	4/1/2011	3/28/2014	361,635	120,552	N	0	N	0	N
DSS	THE ACCESS AGENCY INC	Social Service Block Grant	10/1/2010	9/30/2012	292,008	146,004	Y	146,004	N	0	N

STATE OF CONNECTICUT

Purchase of Service Contracts
 DETAILS BY AGENCY
 Fiscal Year 2012



<u>Agency</u>	<u>Contractor</u>	<u>Description of Service</u>	<u>Begin DT</u>	<u>Expire DT</u>	<u>Contract Amt</u>	<u>2012 Pymnt</u>	<u>Federal Y or N</u>	<u>Federal Pymnt</u>	<u>Private Y or N</u>	<u>Private Pymnt</u>	<u>Competitively Bid Y or N</u>
DSS	THE ACCESS AGENCY INC	Community Services Block Grant	1/1/2011	12/31/2011	651,267	314,682	Y	286,868	N	0	N
DSS	THE ACCESS AGENCY INC	Community Services Block Grant	1/1/2012	9/30/2012	1,087,426	352,534	Y	256,924	N	0	N
DSS	THE ACCESS AGENCY INC	ARRA Weatherization	7/1/2009	12/31/2012	11,632,364	3,875,000	Y	3,875,000	N	0	N
DSS	THE ACCESS AGENCY INC	Fuel Assistance	10/1/2008	9/30/2011	33,089,920	212,578	Y	212,578	N	0	N
DSS	THE CHILD AND FAMILY GUIDANCE CENTER	FAMILY EMPOWERMENT INITIATIVE;	7/1/2009	6/30/2012	72,015	24,005	N	0	N	0	N
DSS	THE CHILD AND FAMILY GUIDANCE CENTER	NURTURING FAMILIES NETWORK	10/1/2008	9/30/2011	1,726,983	143,915	N	0	N	0	N
DSS	THE CHILDRENS COMMUNITY PROGRAMS	NURTURING FAMILIES NETWORK	7/1/2008	6/30/2014	1,822,462	310,645	N	0	N	0	Y
DSS	THE CONNECTION INC	Supportive Housing	3/1/2011	2/28/2014	241,015	80,357	N	0	N	0	N
DSS	THE FAMILY CENTER	Community Services	10/1/2010	9/30/2011	191,890	47,972	N	38,834	N	0	N
DSS	THE FAMILY CENTER	Child Day Care for Family Cent	1/1/2009	6/30/2012	1,116,351	0	Y	0	N	0	N
DSS	THE FAMILY CENTER	NURTURING FAMILIES NETWORK	10/1/2008	9/30/2011	1,241,891	104,973	N	0	N	0	N
DSS	THE VILLAGE FOR FAMILIES & CHILDREN	Teenage Pregnancy Prevention	7/1/2011	6/30/2013	215,400	71,800	N	0	N	0	N
DSS	THE VILLAGE FOR FAMILIES & CHILDREN	NURTURING FAMILIES NETWORK; QU	1/1/2009	12/31/2011	615,250	105,186	N	6,811	N	0	N
DSS	THE WORKPLACE INC	Transportation to Work	1/1/2011	6/30/2012	880,199	528,700	N	0	N	0	N
DSS	THOMPSON ECUMENICAL EMPOWERMENT GROUP	Community Services	10/5/2010	9/30/2011	77,851	19,463	N	19,463	N	0	N
DSS	TORRINGTON AREA YOUTH SERVICE BUREAU INC	case management	10/1/2008	9/30/2012	87,201	21,241	N	21,241	N	0	N
DSS	TORRINGTON TOWN TREASURER	Social Service Block Grant	10/1/2010	9/30/2012	88,847	44,424	Y	39,160	N	0	N
DSS	TORRINGTON TOWN TREASURER	Child Day Care for Torrington	1/1/2009	6/30/2012	852,255	0	Y	0	N	0	N

Purchase of Service Contracts
 DETAILS BY AGENCY
 Fiscal Year 2012



<u>Agency</u>	<u>Contractor</u>	<u>Description of Service</u>	<u>Begin DT</u>	<u>Expire DT</u>	<u>Contract Amt</u>	<u>2012 Pymnt</u>	<u>Federal Y or N</u>	<u>Federal Pymnt</u>	<u>Private Y or N</u>	<u>Private Pymnt</u>	<u>Competitively Bid Y or N</u>
DSS	TOWN OF BLOOMFIELD	Child Day Care for Bloomfield	1/1/2009	6/30/2012	1,704,510	0	Y	0	N	0	N
DSS	TOWN OF BRANFORD	Child Day Care for Branford	1/1/2009	6/30/2012	1,279,560	0	Y	0	N	0	N
DSS	TOWN OF EAST HARTFORD	Social Service Block Grant	10/1/2010	9/30/2012	24,267	12,134	Y	10,696	N	0	N
DSS	TOWN OF ENFIELD	Child Day Care for Enfield	1/1/2009	6/30/2012	2,406,742	0	Y	0	N	0	N
DSS	TOWN OF GUILFORD	Provide Grant-in-aid to variou	10/6/2006	10/31/2011	450,000	5,000	N	0	N	0	N
DSS	TOWN OF GUILFORD	Child Day Care for Guilford	1/1/2009	6/30/2012	581,242	0	Y	0	N	0	N
DSS	TOWN OF HAMDEN	Child Day Care for Hamden	1/1/2009	6/30/2012	852,255	0	Y	0	N	0	N
DSS	TOWN OF MANCHESTER	Social Services Block Grant	10/1/2010	9/30/2012	86,619	43,309	Y	38,177	N	0	N
DSS	TOWN OF MANCHESTER	Child Day Care for Manchester	1/1/2009	6/30/2012	1,415,808	0	Y	0	N	0	N
DSS	TOWN OF MIDDLETOWN	FAMILY SCHOOL CONNECTION	10/1/2008	9/30/2013	1,670,463	186,000	N	0	N	0	Y
DSS	TOWN OF NEW MILFORD	Child Day Care for New Milford	1/1/2009	6/30/2012	1,087,383	0	Y	0	N	0	N
DSS	TOWN OF SOUTH WINDSOR	Social Service Block Grant	10/1/2010	9/30/2012	26,012	13,006	Y	11,464	N	0	N
DSS	TOWN OF SOUTHTON	Child Day Care for Southington	1/1/2009	6/30/2012	1,278,383	0	Y	0	N	0	N
DSS	TOWN OF WALLINGFORD	Child Day Care for Wallingford	1/1/2009	6/30/2012	1,536,123	0	Y	0	N	0	N
DSS	TOWN OF WINDHAM	Social Service Block Grant	10/1/2010	9/30/2012	27,076	13,472	Y	11,867	N	0	N
DSS	TOWN OF WINDHAM	Child Day Care for Windham	1/1/2009	6/30/2012	2,246,517	0	Y	0	N	0	N
DSS	TOWN OF WINDSOR	Social Service Block Grant	10/1/2010	9/30/2012	42,844	21,422	Y	18,884	N	0	N
DSS	TVCCA INC	Retired & Senior Volunteer Pro	7/1/2010	6/30/2013	34,548	11,516	N	0	N	0	N

Purchase of Service Contracts
 DETAILS BY AGENCY
 Fiscal Year 2012



<u>Agency</u>	<u>Contractor</u>	<u>Description of Service</u>	<u>Begin DT</u>	<u>Expire DT</u>	<u>Contract Amt</u>	<u>2012 Pymnt</u>	<u>Federal Y or N</u>	<u>Federal Pymnt</u>	<u>Private Y or N</u>	<u>Private Pymnt</u>	<u>Competitively Bid Y or N</u>
DSS	TVCCA INC	Social Service Block Grant	10/1/2010	9/30/2012	186,955	93,477	Y	93,477	N	0	N
DSS	TVCCA INC	Community Services Block Grant	1/1/2011	12/31/2011	887,985	430,818	Y	358,353	N	0	N
DSS	TVCCA INC	Homeless Prevention Rapid Reho	9/8/2009	6/15/2012	1,318,816	423,526	Y	423,526	N	0	Y
DSS	TVCCA INC	Community Services Block Grant	1/1/2012	9/30/2013	1,569,208	557,350	Y	308,261	N	0	N
DSS	TVCCA INC	Child Day Care for TVCCA - NE	1/1/2009	6/30/2012	2,590,766	0	Y	0	N	0	N
DSS	TVCCA INC	Child Day Care for TVCCA	1/1/2009	6/30/2012	6,041,646	0	Y	0	N	0	N
DSS	TVCCA INC	Fuel Assistance	10/1/2008	9/30/2011	31,673,103	187,639	Y	187,639	N	0	N
DSS	UNITED COMMUNITY & FAMILY SERVICES INC	Retired & Senior Volunteer Pro	7/1/2010	6/30/2012	18,024	6,008	N	0	N	0	N
DSS	UNITED COMMUNITY & FAMILY SERVICES INC	Seniors Helping Seniors	11/5/2009	6/30/2013	119,356	29,839	N	0	N	0	N
DSS	UNITED COMMUNITY & FAMILY SERVICES INC	Geriatric Assessment Program	7/1/2010	12/31/2012	133,098	53,239	N	0	N	0	N
DSS	UNITED COMMUNITY & FAMILY SERVICES INC	05DSS1002AV UCFS HUO	7/1/2005	6/30/2014	2,803,796	325,904	Y	60,000	N	0	N
DSS	UNITED SERVICES INC	Social Service Block Grant	10/1/2010	9/30/2012	189,615	94,800	Y	94,800	N	0	N
DSS	UNITED SERVICES INC	FAMILY SCHOOL CONNECTION	10/1/2008	9/30/2013	1,670,463	121,975	N	0	N	0	Y
DSS	UNITED SERVICES INC	Emergency Shelter for Domestic	7/1/2011	6/30/2014	2,156,459	736,105	Y	49,501	Y	25,928	N
DSS	UNITED WAY OF CONN INC	Homeless Prevention Rapid Reho	9/8/2009	9/30/2012	611,625	53,729	Y	53,729	N	0	Y
DSS	UNITED WAY OF CONN INC	ARRA - Child Care	4/1/2010	9/30/2011	1,508,054	0	Y	0	N	0	N
DSS	UNITED WAY OF CONN INC	HELP ME GROW PROGRAM	7/1/2008	6/30/2014	2,005,238	292,578	N	0	N	0	Y
DSS	UNITED WAY OF CONN INC	Child Care Quality	7/1/2006	6/30/2014	6,883,456	687,716	N	0	N	0	N

STATE OF CONNECTICUT

Purchase of Service Contracts
 DETAILS BY AGENCY
 Fiscal Year 2012



<u>Agency</u>	<u>Contractor</u>	<u>Description of Service</u>	<u>Begin DT</u>	<u>Expire DT</u>	<u>Contract Amt</u>	<u>2012 Pymnt</u>	<u>Federal Y or N</u>	<u>Federal Pymnt</u>	<u>Private Y or N</u>	<u>Private Pymnt</u>	<u>Competitively Bid Y or N</u>
DSS	UNITED WAY OF CONN INC	2-1-1 Infoline services	7/1/2009	6/30/2013	10,252,501	3,406,279	Y	287,680	N	0	N
DSS	UNITED WAY OF CONN INC	Child Care Subsidy	10/1/2004	6/30/2014	67,462,235	7,000,000	N	0	N	0	N
DSS	VALUE OPTIONS INC	Behavioral Health ASO	1/1/2011	12/31/2013	32,270,373	4,485,172	N	0	N	0	Y
DSS	VERNON TOWN TREASURER	Social Service Block Grant	10/1/2010	9/30/2012	40,872	20,436	Y	18,550	N	0	N
DSS	VISITING NURSE & HOME CARE INC	NURTURING FAMILIES NETWORK	10/1/2008	9/30/2011	924,327	77,027	N	0	N	0	N
DSS	VISITING NURSE ASSOC OF	NURTURING FAMILIES NETWORK	10/1/2008	9/30/2011	1,286,670	107,222	N	0	N	0	N
DSS	WATERBURY DAY NURSERY ASSOC	Child Day Care for Waterbury D	1/1/2009	6/30/2012	605,704	0	Y	0	N	0	N
DSS	WATERBURY TOWN TREASURER	Social Service Block Grant	10/1/2010	9/30/2012	105,251	52,627	Y	46,391	N	0	N
DSS	WELLMORE INC	NURTURING FAMILIES NETWORK	10/1/2009	9/30/2012	1,080,366	360,122	N	0	N	0	N
DSS	WEST HAVEN TOWN TREASURER	Before & After School - WHCH (7/1/2011	6/30/2014	120,825	39,538	N	0	N	0	N
DSS	WEST HAVEN TOWN TREASURER	Child Day Care for West Haven	1/1/2009	6/30/2012	1,992,719	0	Y	0	N	0	N
DSS	WESTERN CT AREA AGCY ON AGING	Empowering Older People	10/1/2010	8/31/2011	45,000	0	Y	0	N	0	N
DSS	WESTERN CT AREA AGCY ON AGING	ARRA Chronic Disease Self-Mana	7/1/2010	3/31/2012	112,100	56,050	Y	56,050	N	0	N
DSS	WESTERN CT AREA AGCY ON AGING	Aging Disabilitty Resource Cen	10/1/2010	9/30/2012	275,665	161,430	Y	161,430	N	0	N
DSS	WESTERN CT AREA AGCY ON AGING	Congregate Housing Program	12/1/2010	11/30/2012	554,986	230,796	Y	150,505	N	0	N
DSS	WESTERN CT AREA AGCY ON AGING	Money Follows the Person	9/1/2008	6/30/2012	575,875	193,955	N	0	N	0	N
DSS	WESTERN CT AREA AGCY ON AGING	CHOICES	7/1/2010	6/30/2012	643,646	346,195	Y	262,946	N	0	N
DSS	WESTERN CT AREA AGCY ON AGING	State Funded Assistance for th	7/1/2011	6/30/2013	2,218,826	1,151,346	N	64,010	N	0	N

Purchase of Service Contracts
 DETAILS BY AGENCY
 Fiscal Year 2012



<u>Agency</u>	<u>Contractor</u>	<u>Description of Service</u>	<u>Begin DT</u>	<u>Expire DT</u>	<u>Contract Amt</u>	<u>2012 Pymnt</u>	<u>Federal Y or N</u>	<u>Federal Pymnt</u>	<u>Private Y or N</u>	<u>Private Pymnt</u>	<u>Competitively Bid Y or N</u>
DSS	WESTERN CT AREA AGCY ON AGING	Federal Title III & VII	10/1/2010	9/30/2012	5,742,239	3,074,956	Y	3,074,956	N	0	N
DSS	WETHERSFIELD TOWN TREASURER	Social Service Block Grant	10/1/2010	9/30/2012	17,755	8,875	Y	7,822	N	0	N
DSS	WHALLEY TERRACE LIMITED PARTNERSHIP	Supportive Housing	4/1/2011	3/31/2014	647,901	182,975	N	0	N	0	N
DSS	WHEELER CLINIC INC	Community Services	10/1/2010	9/30/2011	17,297	4,324	N	4,324	N	0	N
DSS	WHEELER CLINIC INC	FAMILY EMPOWERMENT	7/1/2009	6/30/2012	55,249	18,680	N	0	N	0	N
DSS	WINDHAM REGIONAL COMM COUNCIL	Child Day Care for Windham Reg	1/1/2009	6/30/2012	568,170	0	Y	0	N	0	N
DSS	WINDHAM REGIONAL COMM COUNCIL	Teenage Pregnancy Prevention	10/1/2010	6/30/2013	800,900	265,300	N	0	N	0	N
DSS	WINSTED AREA CHILD CARE CTR INC	Child Day Care for Winsted Are	1/1/2009	6/30/2012	974,362	0	Y	0	N	0	N
DSS	WOMEN AND FAMILIES CENTER	Social Service Block grant	4/1/2012	9/30/2012	4,277	0	Y	0	N	0	N
DSS	WOMEN AND FAMILIES CENTER	Social Service Block Grant	10/1/2010	3/31/2012	12,830	6,415	Y	6,415	N	0	N
DSS	WOMENS CENTER OF SO EASTERN CT	Social Service Block Grant	10/1/2010	9/30/2012	65,404	32,701	Y	32,701	N	0	N
DSS	WOMENS CTR OF GRTR DANBURY INC	Emergency Shelters for Domesti	7/1/2011	6/30/2014	1,064,482	363,470	Y	42,593	Y	12,964	N
DSS	WOMEN'S SUPPORT SERVICES INC	Emergency Shelters for Domesti	7/1/2011	6/30/2014	173,025	63,675	Y	22,669	Y	6,500	N
DSS	WORKFORCE ALLIANCE INC	Transportation to Work	1/1/2011	6/30/2012	1,047,886	631,965	Y	1,560	N	0	N
DSS	YALE UNIVERSITY	NURTURING FAMILIES NETWORK	10/1/2009	9/30/2012	1,676,993	522,002	N	0	N	0	N
DSS	YMCA OF METROPOLITAN HARTFORD	Before & After School - YMCA (7/1/2011	6/30/2014	77,277	25,287	N	0	N	0	N
DSS	YMCA OF METROPOLITAN HARTFORD	Child Day Care for YMCA of Met	1/1/2009	6/30/2012	1,715,113	0	Y	0	N	0	N

Purchase of Service Contracts
 DETAILS BY AGENCY
 Fiscal Year 2012



<u>Agency</u>	<u>Contractor</u>	<u>Description of Service</u>	<u>Begin DT</u>	<u>Expire DT</u>	<u>Contract Amt</u>	<u>2012 Pymnt</u>	<u>Federal Y or N</u>	<u>Federal Pymnt</u>	<u>Private Y or N</u>	<u>Private Pymnt</u>	<u>Competitively Bid Y or N</u>
DSS	YMCA OF N MIDDLESEX COUNTY	Before & After School - YMCA (7/1/2011	6/30/2014	65,205	21,337	N	0	N	0	N
DSS	YWCA OF GREENWICH	Emergency Shelter for Domestic	7/1/2011	6/30/2014	173,025	63,675	Y	17,183	Y	19,425	N
DSS	YWCA OF NEW BRITAIN	Social Service Block Grant	10/1/2010	9/30/2012	76,659	38,329	Y	38,329	N	0	N
DSS	YWCA OF NEW BRITAIN	Family Services Miscellaneous	7/1/2010	6/30/2012	150,000	75,000	N	0	N	0	N
DSS - Dept. of Social Services Total: 414					2,145,478,965	227,981,447		132,040,928		385,523	
ESB	C W RESOURCES INC	Enhanced Employment Opportunit	7/1/2010	6/30/2012	67,622	15,868	N	0	N	0	Y
ESB	COMMUNICATION ADVOCACY NETWORK	Deaf Blind Community inclusion	7/1/2011	6/30/2013	36,402	16,296	N	0	N	0	Y
ESB	CONNECTICUT INSTITUTE F/T BLIND INC	Deaf Blind Community inclusion	7/1/2011	6/30/2013	327,365	141,989	N	0	N	0	Y
ESB	GOODWILLOF WESTERN AND NORTHERN	Enhanced Employment Opportunit	7/1/2010	6/30/2012	496,672	202,169	N	0	N	219	Y
ESB	HORIZONS INC	Deaf Blind Community inclusion	7/1/2011	6/30/2013	7,580	3,726	N	0	N	0	Y
ESB	MARRAKECH INC	Deaf Blind Community inclusion	7/1/2011	6/30/2013	18,200	8,988	N	0	N	0	Y
ESB	THE KENNEDY CENTER INC	Enhanced Employment Opportunit	7/1/2010	6/30/2012	684,015	309,466	N	0	N	68,956	Y
ESB	UNITED CEREBRAL PALSY OF EASTERN	Deaf Blind Community inclusion	7/1/2011	6/30/2013	18,720	7,080	N	0	N	0	Y
ESB - Brd of Ed / Services f/t Blind Total: 8					1,656,576	705,582		0		69,176	
MHA	ABILITY BEYOND DISABILITY	Vocational Rehab / Employment	1/5/2010	6/30/2013	1,059,805	294,765	N	0	N	0	Y
MHA	ABILITY BEYOND DISABILITY	Voc Rehab/Emp Opportunities FY	7/1/2011	6/30/2013	2,160,032	568,537	N	0	N	0	N
MHA	ABILITY BEYOND DISABILITY	ABI/TBI FY12	7/1/2011	6/30/2013	10,322,218	5,201,126	N	0	N	0	N

Purchase of Service Contracts
 DETAILS BY AGENCY
 Fiscal Year 2012



<u>Agency</u>	<u>Contractor</u>	<u>Description of Service</u>	<u>Begin DT</u>	<u>Expire DT</u>	<u>Contract Amt</u>	<u>2012 Pymnt</u>	<u>Federal Y or N</u>	<u>Federal Pymnt</u>	<u>Private Y or N</u>	<u>Private Pymnt</u>	<u>Competitively Bid Y or N</u>
MHA	ADVANCED BEHAVIORIAL HEALTH INC	SA Case Mgmt- Project SAFE FY	7/1/2011	6/30/2013	2,134,805	1,104,216	Y	731,737	N	0	N
MHA	ADVANCED BEHAVIORIAL HEALTH INC	SA Case Management - Project S	7/1/2007	6/30/2012	4,396,884	0	Y	0	N	0	N
MHA	ADVANCED BEHAVIORIAL HEALTH INC	Agency Management Services FY1	7/1/2011	6/30/2013	8,723,161	4,472,307	Y	342,346	Y	30,000	N
MHA	ADVOCACY UNLIMITED INC	Advocacy and Education FY12	7/1/2011	6/30/2013	818,336	419,168	N	0	Y	20,000	N
MHA	ALCOHOL & DRUG RECOVERY CENTER	MH Access and Triage Services	7/1/2011	6/30/2013	3,487,616	1,743,808	Y	178,632	N	0	N
MHA	ALCOHOL & DRUG RECOVERY CENTER	SA Outpatient FY12	7/1/2011	6/30/2013	6,413,390	3,206,695	Y	761,529	N	0	N
MHA	ALSO CORNERSTONE INC	Forensic Pre-Trial Drug Educat	4/1/2009	6/30/2012	535,478	0	N	0	Y	0	Y
MHA	AMITY FOUNDATION	MH Case Management	1/1/2008	12/31/2011	631,600	0	N	0	N	0	N
MHA	ANTHONY F CAMPAGNA PHD LLC	Young Adult Services	7/1/2009	6/30/2012	90,000	7,780	N	0	N	0	N
MHA	APPLIED BEHAVIORIAL REHAB	MH Supervised Apartments FY12	7/1/2011	6/30/2013	303,238	151,619	N	0	N	0	N
MHA	ARTREACH INCORPORATED	MH Soc Rehab & Clubhouse FY12	7/1/2011	6/30/2013	613,742	306,871	N	0	N	0	N
MHA	BECKET FAMILY SERVICES	Young Adult Services	12/1/2007	6/30/2013	4,226,650	917,580	N	0	N	0	N
MHA	BETH-EL CENTER INC	MH Supportive Housing FY12	7/1/2011	6/30/2013	116,000	58,000	N	0	N	0	N
MHA	BETH-EL CENTER INC	MH Supportive Housing FY12	7/1/2011	6/30/2013	116,000	0	N	0	N	0	N
MHA	BH CARE INC	Outpatient-Gambling FY12	7/1/2011	6/30/2013	30,000	9,000	N	0	Y	9,000	N
MHA	BH CARE INC	Prevention and Intervention FY	7/1/2011	6/30/2013	389,842	191,635	Y	109,764	Y	81,871	N
MHA	BH CARE INC	MH Outpatient FY12	7/1/2011	6/30/2013	6,935,165	6,210,165	Y	43,838	N	0	N
MHA	BLUE SKY BEHAVIORAL HEALTH LLC	Young Adult Services	1/17/2012	9/30/2012	516,000	285,200	N	0	N	0	N

Purchase of Service Contracts
 DETAILS BY AGENCY
 Fiscal Year 2012



<u>Agency</u>	<u>Contractor</u>	<u>Description of Service</u>	<u>Begin DT</u>	<u>Expire DT</u>	<u>Contract Amt</u>	<u>2012 Pymnt</u>	<u>Federal Y or N</u>	<u>Federal Pymnt</u>	<u>Private Y or N</u>	<u>Private Pymnt</u>	<u>Competitively Bid Y or N</u>
MHA	BRIDGE HOUSE INC	MH Outreach - Homeless FY12	7/1/2011	6/30/2013	2,756,334	1,378,167	Y	64,455	N	0	N
MHA	BRIDGEPORT PODIATRY ASSOC PC	MH Acute Inpatient	7/1/2011	6/30/2013	30,000	5,775	N	0	N	0	N
MHA	BRIDGES	Young Adult Services	7/1/2006	9/30/2011	1,310,000	80,000	N	0	N	0	N
MHA	BRIDGES	MH Outpatient FY12	7/1/2011	6/30/2013	12,711,140	6,412,649	Y	145,596	N	0	N
MHA	BRISTOL HOSPITAL INC	SA Intensive Outpatient FY12	7/1/2011	6/30/2013	73,680	36,840	Y	21,608	N	0	N
MHA	BUSINESS & INDUSTRY FOUNDATION	Local Prevention Councils FY12	7/1/2011	6/30/2013	401,093	220,968	Y	142,582	Y	78,386	N
MHA	C W RESOURCES INC	FY '09 Young Adult Services	9/26/2008	6/30/2012	241,920	66,210	N	0	N	0	N
MHA	CASAC	Local Prevention Councils FY12	7/1/2011	6/30/2013	451,180	225,590	Y	145,466	Y	80,124	N
MHA	CATHOLIC CHARITIES INC	Forensic Pre-Trial Drug Educat	4/1/2009	6/30/2012	605,039	220,999	N	0	Y	220,999	Y
MHA	CATHOLIC CHARITIES INC	SA Outpatient FY12	7/1/2011	6/30/2013	795,906	306,953	Y	97,893	N	0	N
MHA	CATHOLIC CHARITIES INC	MH Outpatient FY12	7/1/2011	6/30/2013	1,012,464	506,232	N	0	N	0	N
MHA	CATHOLIC CHARITIES OF FAIRFIELD	MH Supportive Housing FY12	7/1/2011	6/30/2013	881,495	455,868	N	0	N	0	N
MHA	CATHOLIC CHARITIES OF FAIRFIELD	MH Case Management FY12	7/1/2011	6/30/2013	2,523,908	1,261,954	Y	48,838	N	0	N
MHA	CENTER FOR HUMAN DEVELOPMENT INC	MH Supportive Housing FY12	7/1/2011	6/30/2013	3,094,172	1,609,586	N	0	N	0	N
MHA	CENTER FOR HUMAN DEVELOPMENT INC	Young Adult Services FY12	7/1/2011	6/30/2013	4,790,754	2,113,718	N	0	N	0	N
MHA	CENTER FOR HUMAN DEVELOPMENT INC	MH Group Home FY12	7/1/2011	6/30/2013	7,630,994	3,635,836	N	0	N	0	N
MHA	CENTRAL CONNECTICUT COAST YMCA	MH Supportive Housing FY12	7/1/2011	6/30/2013	1,103,992	551,996	Y	77,973	N	0	N
MHA	CENTRAL NAUGATUCK VALLEY HELP INC	SA Outpatient FY12	7/1/2011	6/30/2013	3,222,034	1,610,176	Y	79,446	N	0	N

STATE OF CONNECTICUT

Purchase of Service Contracts
 DETAILS BY AGENCY
 Fiscal Year 2012



<u>Agency</u>	<u>Contractor</u>	<u>Description of Service</u>	<u>Begin DT</u>	<u>Expire DT</u>	<u>Contract Amt</u>	<u>2012 Pymnt</u>	<u>Federal Y or N</u>	<u>Federal Pymnt</u>	<u>Private Y or N</u>	<u>Private Pymnt</u>	<u>Competitively Bid Y or N</u>
MHA	CENTRO RENACER OF CONNECTICUT INC	SA Intern / Long Term Trtmt FY	7/1/2011	6/30/2013	63,185	38,419	Y	36,568	N	0	N
MHA	CHARLOTTE HUNGERFORD HOSP	MH Outpatient FY12	7/1/2011	6/30/2013	2,919,558	1,483,385	Y	194,772	N	0	N
MHA	CHEMICAL ABUSE SERVICES AGENCY INC	SA Outpatient FY12	7/1/2011	6/30/2013	4,337,501	2,191,093	Y	692,547	N	0	N
MHA	CHILD & FAMILY AGENCY SOUTHEASTERN CT	Best Practices FY12	7/1/2011	6/30/2013	298,593	153,341	Y	145,681	N	0	N
MHA	CHRYSALIS CENTER INC	MH Supportive Housing	10/1/2009	6/30/2012	707,737	259,478	Y	259,478	N	0	N
MHA	CHRYSALIS CENTER INC	MH Residential Support FY12	7/1/2011	6/30/2013	9,319,105	4,422,672	Y	87,766	N	0	N
MHA	CNCL OF CHURCHES OF GRTR BPT INC	Prevention Education & Trainin	7/1/2011	6/30/2013	39,998	17,634	N	0	N	0	N
MHA	CNCL OF CHURCHES OF GRTR BPT INC	SA Vocational Rehabilitation F	7/1/2011	6/30/2013	93,388	46,694	N	0	N	0	N
MHA	COLUMBUS HOUSE INC	MH Residential Support FY12	7/1/2011	6/30/2013	5,494,024	2,724,649	Y	465,197	N	0	N
MHA	COMMON GROUND MANAGEMENT CORP	MH Residential Support FY12	7/1/2011	6/30/2013	196,672	81,947	N	0	N	0	N
MHA	COMMUNICARE INC	MH Emergency / Crisis Services	7/1/2011	6/30/2013	2,101,824	1,050,912	N	0	N	0	N
MHA	COMMUNITY ENTERPRISES INC	Voc Rehab / Emp Opportunities	7/1/2011	6/30/2013	680,000	340,000	N	0	N	0	N
MHA	COMMUNITY HEALTH CENTER INC	MH Outreach - Homeless FY12	7/1/2011	6/30/2013	214,844	105,922	Y	55,838	N	0	N
MHA	COMMUNITY HEALTH RESOURCES	MH Emergency / Crisis Services	7/1/2011	6/30/2013	33,529,251	16,974,221	Y	1,101,249	N	0	N
MHA	COMMUNITY HEALTH SERVICES INC	SA Outpatient FY12	7/1/2011	6/30/2013	628,562	304,281	Y	64,675	N	0	N
MHA	COMMUNITY MENTAL HEALTH AFFILIATES INC	Outpatient-Gambling FY12	7/1/2011	6/30/2013	20,000	5,000	N	0	Y	5,000	N
MHA	COMMUNITY MENTAL HEALTH AFFILIATES INC	Local Prevention Councils FY12	7/1/2011	6/30/2013	373,500	186,750	Y	111,891	Y	74,859	N
MHA	COMMUNITY MENTAL HEALTH AFFILIATES INC	MH Outpatient FY12	7/1/2011	6/30/2013	504,558	252,279	N	0	N	0	N

STATE OF CONNECTICUT

Purchase of Service Contracts
 DETAILS BY AGENCY
 Fiscal Year 2012



<u>Agency</u>	<u>Contractor</u>	<u>Description of Service</u>	<u>Begin DT</u>	<u>Expire DT</u>	<u>Contract Amt</u>	<u>2012 Pymnt</u>	<u>Federal Y or N</u>	<u>Federal Pymnt</u>	<u>Private Y or N</u>	<u>Private Pymnt</u>	<u>Competitively Bid Y or N</u>
MHA	COMMUNITY MENTAL HEALTH AFFILIATES INC	MH Emergency/Crisis Services F	7/1/2011	6/30/2013	24,714,440	12,402,527	Y	378,526	N	0	N
MHA	COMMUNITY PREVENTION AND	Forensic Pre-trial Drug Educat	4/1/2009	6/30/2012	599,825	0	N	0	Y	0	Y
MHA	COMMUNITY RENEWAL TEAM INC	MH Outpatient FY12	7/1/2011	6/30/2013	2,884,480	1,442,240	Y	63,838	N	0	N
MHA	COMMUNITY RESIDENCES INC	Young Adult Services	5/1/2010	6/30/2015	217,829	18,172	N	0	N	0	N
MHA	COMMUNITY RESOURCES FOR JUSTICE	MH Case Management	7/1/2009	6/30/2012	3,800,000	1,193,509	N	0	N	0	N
MHA	COMMUNITY SYSTEMS INC	MH Intensive Outpatient	1/1/2011	6/30/2012	411,743	0	N	0	N	0	N
MHA	CONN RENAISSANCE INC	Forensic Pre-trial Drug Educat	4/1/2009	6/30/2012	612,449	543,358	N	0	Y	543,358	Y
MHA	CONN RENAISSANCE INC	SA Outpatient FY12	7/1/2011	6/30/2013	3,996,927	2,068,245	Y	238,788	N	0	N
MHA	CONNECTICUT COMM FOR ADDICTION RECOVERY	Advocacy and Education FY12	7/1/2011	6/30/2013	1,894,122	947,061	Y	298,376	Y	180,000	N
MHA	CONNECTICUT COUNCIL ON PROBLEM GAMBLING	Outpatient-Gambling FY12	7/1/2011	6/30/2013	320,000	128,000	N	0	Y	128,000	N
MHA	CONNECTICUT COUNSELING CENTERS INC	SA Methadone Maintenance FY12	7/1/2011	6/30/2013	1,650,640	825,320	Y	265,643	N	0	N
MHA	CONNECTICUT LEGAL RIGHTS PROJECT INC	Advocacy and Education FY12	7/1/2011	6/30/2013	188,788	94,529	N	0	N	0	N
MHA	CONNECTICUT LEGAL RIGHTS PROJECT INC	Advocacy and Education FY12	7/1/2011	6/30/2012	639,269	639,269	N	0	N	0	N
MHA	CONTINUUM OF CARE INC	Young Adult Services	3/15/2009	6/30/2012	1,953,794	532,146	N	0	N	0	N
MHA	CONTINUUM OF CARE INC	Supportive Housing FY11	9/30/2010	6/30/2015	2,439,059	553,420	Y	553,420	N	0	N
MHA	CONTINUUM OF CARE INC	MH Respite FY12	7/1/2011	6/30/2013	10,622,367	5,036,567	Y	176,123	N	0	N
MHA	COORDINATING CNCL FOR CHILDREN IN CRISIS	MH Case Management FY12	7/1/2011	6/30/2013	151,602	75,801	Y	52,324	N	0	N
MHA	CORAM HEALTHCARE INC	MH Acquired Brain Injury	7/1/2011	6/30/2013	40,000	0	N	0	N	0	N

Purchase of Service Contracts
 DETAILS BY AGENCY
 Fiscal Year 2012



<u>Agency</u>	<u>Contractor</u>	<u>Description of Service</u>	<u>Begin DT</u>	<u>Expire DT</u>	<u>Contract Amt</u>	<u>2012 Pymnt</u>	<u>Federal Y or N</u>	<u>Federal Pymnt</u>	<u>Private Y or N</u>	<u>Private Pymnt</u>	<u>Competitively Bid Y or N</u>
MHA	CORNELL SCOTT-HILL HEALTH CORPORATION	SA Outpatient FY12	7/1/2011	6/30/2013	3,482,314	1,731,157	Y	1,121,351	N	0	N
MHA	COURAGE TO SPEAK FOUNDATION INC	Primary Prevention FY12	7/1/2011	6/30/2013	40,000	14,000	Y	14,000	N	0	N
MHA	CROSSROADS INC	SA Interm/Long Term Trtmt FY12	7/1/2011	6/30/2013	7,300,449	3,663,710	Y	427,603	N	0	N
MHA	CTE INC	SA Intermediate / Long Term Tr	7/1/2011	6/30/2013	129,846	64,923	Y	35,264	N	0	N
MHA	DANBURY HOSPITAL	MH Emergency / Crisis Services	7/1/2011	6/30/2013	2,770,422	1,385,211	Y	294,001	N	0	N
MHA	DAY KIMBALL HOSPITAL	MH Outpatient FY12	7/1/2011	6/30/2013	158,662	69,776	N	0	N	0	N
MHA	DIXWELL NEWHALLVILLE COMM	MH Outpatient FY12	7/1/2011	6/30/2012	863,624	431,812	N	0	N	0	N
MHA	DORA M KEE LLC	MH Respite	7/1/2011	6/30/2013	27,000	10,854	N	0	N	0	N
MHA	EAST OF THE RIVER ACTION	Outpatient-Gambling FY12	7/1/2011	6/30/2013	60,000	24,000	N	0	Y	24,000	N
MHA	EAST OF THE RIVER ACTION	Local Prevention Councils FY12	7/1/2011	6/30/2013	417,910	206,835	Y	128,291	Y	78,544	N
MHA	EASTCONN	Special Education Services	7/1/2011	6/30/2012	691,724	593,793	N	0	N	0	N
MHA	EASTER SEALS CAPITAL REGION & EASTERN CT	Voc Rehab/Emp Opportunities FY	7/1/2011	6/30/2013	590,000	295,000	N	0	N	0	N
MHA	EASTER SEALS GOODWILL INDUST	Voc Rehab/Emp Opportunities FY	7/1/2011	6/30/2013	945,464	478,267	N	0	N	0	N
MHA	EDUCATION CONNECTION	Transportation FY12	7/1/2011	6/30/2013	242,156	121,078	N	0	N	0	N
MHA	FAIRFIELD COUNSELING SERVICES INC	SA Outpatient FY12	7/1/2011	6/30/2013	81,338	40,669	Y	8,700	N	0	N
MHA	FAIRFIELD UNIVERSITY	Prevention and Intervention FY	1/1/2010	6/30/2014	320,000	75,000	Y	75,000	N	0	N
MHA	FAMILY & CHILDRENS AGENCY INC	SA Partial Hospitalization FY1	7/1/2011	6/30/2013	1,209,062	604,531	Y	195,077	N	0	N
MHA	FAMILY INTERVENTION CTR	Outpatient-Gambling FY12	7/1/2011	6/30/2013	14,000	4,500	N	0	Y	4,500	N

Purchase of Service Contracts
 DETAILS BY AGENCY
 Fiscal Year 2012



<u>Agency</u>	<u>Contractor</u>	<u>Description of Service</u>	<u>Begin DT</u>	<u>Expire DT</u>	<u>Contract Amt</u>	<u>2012 Pymnt</u>	<u>Federal Y or N</u>	<u>Federal Pymnt</u>	<u>Private Y or N</u>	<u>Private Pymnt</u>	<u>Competitively Bid Y or N</u>
MHA	FAMILY INTERVENTION CTR	Local Prevention Councils FY12	7/1/2011	6/30/2013	361,842	180,921	Y	104,680	Y	76,241	N
MHA	FARRELL TREATMENT CENTER	SA Outpatient FY12	7/1/2011	6/30/2013	648,780	324,390	N	0	N	0	N
MHA	FELLOWSHIP INC	MH Supportive Housing FY12	7/1/2011	6/30/2013	3,043,720	1,505,206	Y	83,272	N	0	N
MHA	FLORIDA INSTITUTE FOR NEUROLOGIC	Young Adult Services	6/9/2010	6/30/2013	5,390,220	1,036,411	N	0	N	0	N
MHA	FOCUS CENTER FOR AUTISM INC	MH Group Homes FY12	7/1/2011	6/30/2013	1,168,714	584,357	N	0	N	0	N
MHA	FOCUS ON RECOVERY-UNITED INC	MH Warmline/Peer Support FY12	7/1/2011	6/30/2013	444,044	222,022	N	0	N	0	N
MHA	FRIENDSHIP SERV CTR OF NB INC	MH Supportive Housing FY12	7/1/2011	6/30/2013	758,936	379,468	Y	83,267	N	0	N
MHA	FSW INC CT	Community Support Program FY12	7/1/2011	6/30/2013	753,094	376,547	N	0	N	0	N
MHA	GERMAINE LAWRENCE INCORPORATED	Young Adult Services	10/18/2007	9/30/2011	1,079,231	0	N	0	N	0	N
MHA	GILEAD HOUSE INC	MH Group Homes FY12	7/1/2011	6/30/2013	12,011,399	6,137,727	N	0	N	0	N
MHA	GOODWILLOF WESTERN AND NORTHERN	MH Supervised Apartments FY12	7/1/2011	6/30/2013	957,588	478,794	N	0	N	0	N
MHA	GOODWILLOF WESTERN AND NORTHERN	MH Group Homes FY12	7/1/2011	6/30/2013	2,622,298	1,311,149	N	0	N	0	N
MHA	GOODWILLOF WESTERN AND NORTHERN	MH Group Homes SID 12256	7/1/2011	6/30/2013	11,000,000	4,074,747	N	0	N	0	N
MHA	GUARDIAN AD LITEM SERVICES INC	MH Case Management FY12	7/1/2011	6/30/2013	40,000	20,000	N	0	N	0	N
MHA	GUARDIAN AD LITEM SERVICES INC	MH Case Management FY12	7/1/2011	6/30/2013	1,068,926	534,463	N	0	N	0	N
MHA	HALL-BROOKE FOUNDATION INC	MH Residential Support FY12	7/1/2011	6/30/2013	1,752,110	865,464	N	0	N	0	N
MHA	HANDS ON HARTFORD INC	MH Group Homes FY12	7/1/2011	6/30/2013	354,270	177,135	N	0	N	0	N
MHA	HARBOR HEALTH SERVICES INC	MH Outpatient FY12	7/1/2011	6/30/2013	6,032,528	4,513,047	N	0	N	0	N

STATE OF CONNECTICUT

Purchase of Service Contracts
 DETAILS BY AGENCY
 Fiscal Year 2012



<u>Agency</u>	<u>Contractor</u>	<u>Description of Service</u>	<u>Begin DT</u>	<u>Expire DT</u>	<u>Contract Amt</u>	<u>2012 Pymnt</u>	<u>Federal Y or N</u>	<u>Federal Pymnt</u>	<u>Private Y or N</u>	<u>Private Pymnt</u>	<u>Competitively Bid Y or N</u>
MHA	HARTFORD BEHAVIORAL HEALTH	MH Emergency/Crisis Services	7/1/2010	1/31/2012	45,760	3,699	N	0	N	0	N
MHA	HARTFORD BEHAVIORAL HEALTH	MH Emergency / Crisis Services	7/1/2011	6/30/2013	95,440	43,369	N	0	N	0	N
MHA	HARTFORD BEHAVIORAL HEALTH	MH Outpatient FY12	7/1/2011	6/30/2013	2,176,310	1,088,155	N	0	N	0	N
MHA	HARTFORD DISPENSARY	MH Acute Inpatient FY12	7/1/2011	6/30/2013	42,400	40,000	N	0	N	0	N
MHA	HARTFORD DISPENSARY	SA Ambulatory Detoxification F	7/1/2011	6/30/2013	4,619,122	2,309,561	Y	1,045,933	N	0	N
MHA	HARTFORD HOSPITAL	MH Acute Inpatient	9/1/2010	8/31/2013	9,000	0	N	0	N	0	N
MHA	HARTFORD HOSPITAL	Young Adult Services	7/1/2009	6/30/2012	210,000	4,100	N	0	N	0	N
MHA	HARTFORD HOSPITAL	MH Acute Inpatient FY11	7/1/2010	6/30/2013	773,500	254,920	N	0	N	0	N
MHA	HARTFORD HOSPITAL	MH Outpatient FY12	7/1/2011	6/30/2013	3,873,932	1,936,966	N	0	N	0	N
MHA	HOMES WITH HOPE INC	MH Supportive Housing FY12	7/1/2011	6/30/2013	454,791	212,000	N	0	N	0	N
MHA	HOSPITAL OF SAINT RAPHAEL	MH Outpatient FY12	7/1/2011	6/30/2013	322,762	161,381	Y	107,231	N	0	N
MHA	HOUSATONIC VALLEY COALITION	Local Prevention Councils FY12	7/1/2011	6/30/2013	406,618	203,309	Y	126,680	Y	76,629	N
MHA	HUMAN RESOURCE DEV AGENCY	MH Soc Rehab & Clubhouse FY12	7/1/2011	6/30/2013	455,186	227,593	N	0	N	0	N
MHA	HUMAN SERVICES COUNCIL INC	Capacity Building FY12	7/1/2011	6/30/2013	125,143	125,143	Y	53,261	Y	71,882	N
MHA	IMMACULATE CONCEPTION SHELTER &	MH Supportive Housing FY12	7/1/2011	6/30/2013	1,056,474	528,237	Y	51,834	N	0	N
MHA	INSPIRICA INC	Forensic Jail Diversion FY12	7/1/2011	6/30/2013	2,289,982	1,095,414	Y	108,719	N	0	N
MHA	INSTITUTE FOR COMMUNITY RESEARCH	Best Practices FY12	7/1/2011	6/30/2013	359,628	179,814	Y	171,153	N	0	N
MHA	INTERCOMMUNITY INC	MH Emergency / Crisis Services	7/1/2011	6/30/2013	9,367,616	4,773,388	Y	136,713	N	0	N

Purchase of Service Contracts
 DETAILS BY AGENCY
 Fiscal Year 2012



<u>Agency</u>	<u>Contractor</u>	<u>Description of Service</u>	<u>Begin DT</u>	<u>Expire DT</u>	<u>Contract Amt</u>	<u>2012 Pymnt</u>	<u>Federal Y or N</u>	<u>Federal Pymnt</u>	<u>Private Y or N</u>	<u>Private Pymnt</u>	<u>Competitively Bid Y or N</u>
MHA	INTERLUDE INC	MH Intensive Outpatient FY12	7/1/2011	6/30/2012	1,015,721	975,721	N	0	N	0	N
MHA	JOAN TEKULA MD	MH Acute Inpatient	7/1/2011	6/30/2013	158,400	75,480	N	0	N	0	N
MHA	JOHN J DRISCOLL UNITED LABOR AGENCY INC	SA Vocational Rehabilitation F	7/1/2011	6/30/2013	496,430	248,215	Y	9,626	N	0	N
MHA	JUDGE ROTENBERG EDUC CTR INC	Young Adult Services FY12	7/1/2011	6/30/2014	907,136	227,391	N	0	N	0	N
MHA	JUSTICE RESOURCE INSTITUTE INC	Young Adult Services	6/1/2012	5/31/2013	21,641,300	0	N	0	N	0	N
MHA	KEYSTONE HOUSE INC	MH Group Homes FY12	7/1/2011	6/30/2013	3,713,806	1,856,903	N	0	N	0	N
MHA	KUHN EMP OPPORTUNITIES INC	Voc Rehab / Emp Opportunities	7/1/2011	6/30/2013	942,740	471,370	Y	26,162	N	0	N
MHA	LAUREL HOUSE INC	MH Residential Support FY12	7/1/2010	6/30/2013	2,655,484	1,327,742	N	0	N	0	N
MHA	LAWRENCE AND MEMORIAL HOSPITAL	MH Acute Inpatient FY12	7/1/2011	6/30/2013	107,354	20,600	N	0	N	0	N
MHA	LEDGE LIGHT HEALTH DIST	Prevention and Intervention FY	1/1/2010	6/30/2014	640,000	150,000	Y	150,000	N	0	N
MHA	LEEWAY INC	MH Supportive Housing FY12	7/1/2011	6/30/2013	642,014	331,168	N	0	N	0	N
MHA	LIBERATION PROGRAMS INC	Outpatient - Gambling FY12	7/1/2011	6/30/2013	60,000	24,000	N	0	Y	24,000	N
MHA	LIBERATION PROGRAMS INC	Local Prevention Councils FY12	7/1/2011	6/30/2013	264,921	131,596	Y	58,995	Y	72,601	N
MHA	LIBERATION PROGRAMS INC	SA Outpatient FY12	7/1/2011	6/30/2013	7,369,538	3,664,769	Y	1,273,074	N	0	N
MHA	LIBERTY COMMUNITY SERVICES	MH Supportive Housing FY12	7/1/2011	6/30/2013	698,730	349,365	Y	140,692	N	0	N
MHA	MANCHESTER MEMORIAL HOSPITAL	MH Acute Inpatient FY12	7/1/2011	6/30/2013	206,000	103,000	N	0	N	0	N
MHA	MARRAKECH DAY SERVICES	Voc Rehab / Employment Opportu	7/1/2011	6/30/2013	721,328	360,664	N	0	N	0	N
MHA	MARRAKECH DAY SERVICES	MH Supervised Apartments FY12	7/1/2011	6/30/2013	5,266,321	2,676,975	N	0	N	0	N

Purchase of Service Contracts
 DETAILS BY AGENCY
 Fiscal Year 2012



<u>Agency</u>	<u>Contractor</u>	<u>Description of Service</u>	<u>Begin DT</u>	<u>Expire DT</u>	<u>Contract Amt</u>	<u>2012 Pymnt</u>	<u>Federal Y or N</u>	<u>Federal Pymnt</u>	<u>Private Y or N</u>	<u>Private Pymnt</u>	<u>Competitively Bid Y or N</u>
MHA	MCCALL FOUNDATION INC	Prevention and Intervention F	1/1/2010	6/30/2014	320,000	75,000	Y	75,000	N	0	N
MHA	MCCALL FOUNDATION INC	SA Outpatient FY12	7/1/2011	6/30/2013	2,061,874	1,030,937	Y	252,360	N	0	N
MHA	MENTAL HEALTH ASSOCIATION OF CT INC	Advocacy and Education	1/5/2010	6/30/2013	458,333	125,000	N	0	N	0	Y
MHA	MENTAL HEALTH ASSOCIATION OF CT INC	MH Group Homes FY12	7/1/2011	6/30/2013	508,182	254,091	N	0	N	0	N
MHA	MENTAL HEALTH ASSOCIATION OF CT INC	Vocational Rehab / Employment	1/5/2010	6/30/2013	604,444	170,000	N	0	N	0	Y
MHA	MENTAL HEALTH ASSOCIATION OF CT INC	MH Transitional Residential FY	7/1/2011	6/30/2013	10,408,508	5,319,254	N	0	N	0	N
MHA	MENTAL HEALTH ASSOCIATION OF CT INC	MH Supervised Apartments FY12	7/1/2011	6/30/2013	26,883,327	3,738,325	N	0	N	0	N
MHA	MERCY HOUSING & SHELTER CORP	MH Respite FY12	7/1/2011	6/30/2013	3,832,998	1,916,499	Y	235,701	N	0	N
MHA	MERIDEN & WALLINGFORD SUBSTANCE	Outpatient-Gambling FY12	7/1/2011	6/30/2013	124,000	49,600	N	0	Y	49,600	N
MHA	MERIDEN & WALLINGFORD SUBSTANCE	Local Prevention Councils FY12	7/1/2011	6/30/2013	381,716	190,858	Y	111,017	Y	79,841	N
MHA	MIDDLESEX HOSPITAL	MH Outpatient FY12	7/1/2011	6/30/2013	698,214	310,269	N	0	N	0	N
MHA	MIDDLESEX HOSPITAL	Agency Management Services	7/1/2010	6/30/2013	1,207,513	397,381	N	0	N	0	N
MHA	MIDWESTERN CT CNSL ON ALCOHOLISM	Forensic Pre-trial Drug Educat	4/1/2009	6/30/2012	874,777	239,871	N	0	Y	239,871	Y
MHA	MIDWESTERN CT CNSL ON ALCOHOLISM	SA Outpatient FY12	7/1/2011	6/30/2013	5,362,711	2,532,257	Y	759,014	Y	408,200	N
MHA	MORRIS FOUNDATION	SA Outpatient FY12	7/1/2011	6/30/2012	4,876,809	2,769,773	Y	729,469	N	0	N
MHA	MY PEOPLE CLINICAL SERVICES LLC	MH Supervised Apartments FY12	4/1/2012	6/30/2013	1,274,089	0	N	0	N	0	N
MHA	MY SISTERS PLACE INC	MH Residential Support FY12	7/1/2011	6/30/2013	3,188,965	1,923,280	Y	27,227	N	0	N
MHA	NAMI OF CONNECTICUT INC	Advocacy and Education FY12	7/1/2011	6/30/2013	539,046	269,523	Y	67,576	N	0	N

Purchase of Service Contracts
 DETAILS BY AGENCY
 Fiscal Year 2012



<u>Agency</u>	<u>Contractor</u>	<u>Description of Service</u>	<u>Begin DT</u>	<u>Expire DT</u>	<u>Contract Amt</u>	<u>2012 Pymnt</u>	<u>Federal Y or N</u>	<u>Federal Pymnt</u>	<u>Private Y or N</u>	<u>Private Pymnt</u>	<u>Competitively Bid Y or N</u>
MHA	NATCHAUG HOSP INC	MH Acute Inpatient FY12	7/1/2011	6/30/2013	1,962,428	873,813	N	0	N	0	N
MHA	NEW DAY HOME CARE INC	MH Outpatient	1/1/2011	10/31/2011	20,252	8,910	N	0	N	0	N
MHA	NEW DAY HOME CARE INC	MH Outpatient	11/1/2011	6/30/2013	42,176	8,598	N	0	N	0	N
MHA	NEW DIRECTIONS INC OF N CNTRL CT	SA Outpatient FY12	7/1/2011	6/30/2013	460,586	230,293	Y	156,907	N	0	N
MHA	NEW DIRECTIONS INC OF N CNTRL CT	Forensic Pre-trial Drug Educat	4/1/2009	6/30/2012	629,475	141,214	N	0	Y	141,214	Y
MHA	NEW HAVEN HOME RECOVERY INC	MH Supportive Housing FY12	7/1/2011	6/30/2013	912,366	352,183	N	0	N	0	N
MHA	NEW MILFORD HOSPITAL INC	MH Outpatient FY12	7/1/2011	6/30/2013	553,686	276,843	N	0	N	0	N
MHA	NEWTOWN YOUTH SERVICES INC	Prevention and Intervention F	1/1/2010	6/30/2014	320,000	75,000	Y	75,000	N	0	N
MHA	NORTHEAST COMMUNITIES AGAINST	Prevention and Intervention FY	7/1/2011	6/30/2013	406,856	203,428	Y	125,082	Y	78,346	N
MHA	NORTHWEST CHARITIES INC	Young Adult Services	4/1/2012	6/30/2012	945,273	100,100	N	0	N	0	N
MHA	NORTHWEST PASSAGE	Young Adult Services	7/1/2008	6/30/2012	1,201,252	297,550	N	0	N	0	N
MHA	NORWALK HOSPITAL ASSOCIATION	MH Outpatient FY12	7/1/2011	6/30/2013	4,255,584	1,947,792	N	0	N	0	N
MHA	OP HOPE OF FAIRFIELD INC	MH Residential Support FY12	7/1/2011	6/30/2013	1,091,716	493,858	N	0	N	0	N
MHA	OPTIMUS HEALTH CARE INC	MH Outpatient FY12	7/1/2011	6/30/2013	1,275,318	637,659	N	0	N	0	N
MHA	PACES COUNSELING ASSOC INC	Forensic Pre-trial Drug Educat	4/1/2009	6/30/2012	1,119,887	323,102	N	0	Y	323,102	Y
MHA	PATHWAYS INC	MH Group Homes FY12	7/1/2011	6/30/2013	1,764,868	882,434	N	0	N	0	N
MHA	PERCEPTION PROGRAMS INC	SA Outpatient FY12	7/1/2011	6/30/2013	2,286,524	1,133,262	Y	309,755	N	0	N
MHA	POSITIVE DIRECTIONS	SA Outpatient FY12	7/1/2011	6/30/2013	207,319	207,319	Y	137,420	N	0	N

Purchase of Service Contracts
 DETAILS BY AGENCY
 Fiscal Year 2012



<u>Agency</u>	<u>Contractor</u>	<u>Description of Service</u>	<u>Begin DT</u>	<u>Expire DT</u>	<u>Contract Amt</u>	<u>2012 Pymnt</u>	<u>Federal Y or N</u>	<u>Federal Pymnt</u>	<u>Private Y or N</u>	<u>Private Pymnt</u>	<u>Competitively Bid Y or N</u>
MHA	POSITIVE DIRECTIONS	Prevention and Intervention F	1/1/2010	6/30/2014	320,000	75,000	Y	75,000	N	0	N
MHA	PRIME TIME HOUSE	MH Social Rehabilitation and C	7/1/2011	6/30/2013	1,672,484	836,242	N	0	N	0	N
MHA	RECOVERY NETWORK OF PROGRAMS INC	SA Outpatient FY12	7/1/2011	6/30/2013	7,644,227	3,941,938	Y	951,294	N	0	N
MHA	REGIONAL YOUTH ADULT SOCIAL ACTION	Outpatient-Gambling FY12	7/1/2011	6/30/2013	70,000	0	N	0	Y	0	N
MHA	REGIONAL YOUTH ADULT SOCIAL ACTION	Local Prevention Councils FY12	7/1/2011	6/30/2013	305,576	152,788	Y	78,370	Y	74,418	N
MHA	RELIANCE HOUSE INC	ABI/TBI	7/1/2010	6/30/2012	150,000	0	N	0	N	0	N
MHA	RELIANCE HOUSE INC	MH Supervised Apartments FY12	7/1/2011	6/30/2013	19,638,763	10,057,375	Y	56,838	N	0	N
MHA	RICHARD B FELDMAN DPM LLC	MH Acute Inpatient	7/1/2011	6/30/2013	16,800	0	N	0	N	0	N
MHA	ROBERT TENDLER RPH LLC	Agency Management Services	10/1/2011	6/30/2013	31,500	11,490	N	0	N	0	N
MHA	RUSHFORD CENTER INC	Prevention and Intervention F	1/1/2010	6/30/2014	320,000	75,000	Y	75,000	N	0	N
MHA	RUSHFORD CENTER INC	Forensic Pre-Trial Drug Educat	4/1/2009	6/30/2012	402,339	108,133	N	0	Y	108,133	Y
MHA	RUSHFORD CENTER INC	MH Emergency / Crisis Services	7/1/2011	6/30/2013	19,053,534	9,575,935	Y	949,261	N	0	N
MHA	SCADD INC	Forensic Pre-trial Drug Educat	4/1/2009	6/30/2012	479,716	125,806	N	0	Y	125,806	Y
MHA	SCADD INC	SA Outpatient FY12	7/1/2011	6/30/2013	4,046,870	2,023,712	Y	248,378	N	0	N
MHA	SHELTER FOR THE HOMELESS INC	MH Social Rehabilitation and C	7/1/2011	6/30/2013	314,018	157,009	Y	53,008	N	0	N
MHA	SLS RESIDENTIAL LLC	Young Adult Services	7/1/2008	6/30/2014	3,541,600	332,800	N	0	N	0	N
MHA	SOUND COMMUNITY SERVICES INC	MH Respite FY12	7/1/2011	6/30/2013	14,281,205	6,758,857	Y	227,512	N	0	N

Purchase of Service Contracts
 DETAILS BY AGENCY
 Fiscal Year 2012



<u>Agency</u>	<u>Contractor</u>	<u>Description of Service</u>	<u>Begin DT</u>	<u>Expire DT</u>	<u>Contract Amt</u>	<u>2012 Pymnt</u>	<u>Federal Y or N</u>	<u>Federal Pymnt</u>	<u>Private Y or N</u>	<u>Private Pymnt</u>	<u>Competitively Bid Y or N</u>
MHA	SOUTHEASTERN REGIONAL ACTION COUNCIL ON	Outpatient-Gambling FY12	7/1/2011	6/30/2013	75,000	22,500	N	0	Y	22,500	N
MHA	SOUTHEASTERN REGIONAL ACTION COUNCIL ON	Local Prevention Councils FY12	7/1/2011	6/30/2013	425,059	210,297	Y	133,220	Y	77,077	N
MHA	SPECTRUM PSYCHIATRIC GROUP P C	Agency Management Services	3/1/2011	8/10/2011	3,000	3,000	N	0	N	0	N
MHA	ST MARY'S HOSPITAL CORP	MH Outpatient FY12	7/1/2011	6/30/2013	391,008	195,504	N	0	N	0	N
MHA	ST VINCENT DEPAUL MISSION OF WATERBURY	MH Group Homes FY12	7/1/2011	6/30/2013	2,762,334	1,381,167	N	0	N	0	N
MHA	ST VINCENT DEPAUL PL MIDDLETOWN	MH Supportive Housing FY12	7/1/2011	6/30/2013	641,020	320,510	Y	32,471	N	0	N
MHA	ST VINCENT MEDICAL CTR	MH Acute Inpatient FY12	7/1/2011	6/30/2013	1,100,000	550,000	N	0	N	0	N
MHA	STAMFORD HOSPITAL	MH Acute Inpatient FY12	7/1/2011	6/30/2013	655,574	327,787	N	0	N	0	N
MHA	STRATFORD TOWN TREASURER	Prevention and Intervention F	1/1/2010	6/30/2014	320,000	75,000	Y	75,000	N	0	N
MHA	SUPPORTIVE ENVIRO LIVING FAC INC	MH Supervised Apartments FY12	7/1/2011	6/30/2013	2,865,882	1,432,941	N	0	N	0	N
MHA	THE ACCESS AGENCY INC	MH Supportive Housing FY12	7/1/2011	6/30/2013	78,280	39,140	N	0	N	0	N
MHA	THE APT FOUNDATION INC	SA Outpatient FY12	7/1/2011	6/30/2013	10,862,363	5,425,138	Y	1,167,258	N	0	N
MHA	THE CONNECTION INC	Forensic Office of Court Evalu	7/1/2011	6/30/2013	18,000	0	N	0	N	0	N
MHA	THE CONNECTION INC	Forensic Pre-Trial Drug Educat	12/29/2009	6/30/2012	2,547,137	785,381	N	0	Y	785,381	Y
MHA	THE CONNECTION INC	MH Outpatient FY12	7/1/2011	6/30/2013	17,712,002	8,806,272	Y	1,689,492	Y	604,000	N
MHA	THE CONSULTATION CENTER INC	MH Case Management FY12	7/1/2011	6/30/2013	1,063,620	531,810	Y	257,724	Y	100,000	N
MHA	THE CT WOMENS CONSORTIUM INC	Advocacy and Education FY12	7/1/2011	6/30/2013	1,937,176	968,588	N	0	N	0	N
MHA	THE FAMILY CENTER	MH Residential Support FY12	7/1/2011	6/30/2013	706,656	478,328	N	0	N	0	N

Purchase of Service Contracts
 DETAILS BY AGENCY
 Fiscal Year 2012



<u>Agency</u>	<u>Contractor</u>	<u>Description of Service</u>	<u>Begin DT</u>	<u>Expire DT</u>	<u>Contract Amt</u>	<u>2012 Pymnt</u>	<u>Federal Y or N</u>	<u>Federal Pymnt</u>	<u>Private Y or N</u>	<u>Private Pymnt</u>	<u>Competitively Bid Y or N</u>
MHA	THE GOVERNOR'S PREVENTION PARTNERSHIP	Prevention & Intervention FY12	7/1/2011	6/30/2013	1,521,202	760,601	Y	236,479	Y	515,950	N
MHA	THE KENNEDY CENTER INC	Voc Rehab / Emp Opportunites F	7/11/2011	6/30/2013	1,043,701	521,869	Y	26,162	N	0	N
MHA	THE KENNEDY CENTER INC	Vocational Rehab / Employment	1/5/2010	6/30/2013	1,307,217	323,642	N	0	N	0	Y
MHA	THE LEARNING CLINIC	Young Adult Services FY12	7/1/2011	6/30/2014	1,466,799	84,184	N	0	N	0	N
MHA	THE MAY INSTITUTE	MH Case Management	3/1/2008	6/30/2012	3,061,882	885,266	N	0	N	0	N
MHA	THE MULTICULTURAL LEADERSHIP	Primary Prevention FY12	7/1/2011	6/30/2013	616,006	308,003	Y	281,002	N	0	N
MHA	TOTAL RENAL CARE OF NEW YORK INC	MH Acquired Brain Injury	7/1/2010	6/30/2013	1,750,000	74,268	N	0	N	0	N
MHA	TOWN OF BRANFORD	Prevention and Intervention F	1/1/2010	6/30/2014	320,000	75,000	Y	75,000	N	0	N
MHA	TOWN OF CLINTON	Prevention and Intervention F	1/1/2010	6/30/2014	318,095	73,095	Y	73,095	N	0	N
MHA	TOWN OF ELLINGTON	Prevention and Intervention FY	1/1/2010	6/30/2014	320,000	75,000	Y	75,000	N	0	N
MHA	TOWN OF ENFIELD	Prevention and Intervention FY	1/1/2010	6/30/2014	320,000	75,000	Y	75,000	N	0	N
MHA	TOWN OF GLASTONBURY	Prevention and Intervention FY	1/1/2010	6/30/2014	318,931	75,000	Y	75,000	N	0	N
MHA	TOWN OF MADISON	Prevention and Intervention FY	1/1/2010	6/30/2014	320,000	75,000	Y	75,000	N	0	N
MHA	TOWN OF NEW LONDON	Prevention & Intervention FY	1/1/2010	6/30/2014	320,000	75,000	Y	75,000	N	0	N
MHA	TOWN OF STAFFORD	SA Outpatient FY12	7/1/2011	6/30/2013	189,300	94,650	Y	20,349	N	0	N
MHA	TRUMBULL TOWN TREASURER	Prevention and Intervention F	1/1/2010	6/30/2014	320,000	75,000	Y	75,000	N	0	N
MHA	TVCCA INC	MH Supportive Housing FY12	7/1/2011	6/30/2013	285,000	142,500	N	0	N	0	N
MHA	UNITED COMMUNITY & FAMILY SERVICES INC	SA Outpatient FY12	7/1/2011	6/30/2013	579,238	279,619	Y	10,000	Y	269,619	N

Purchase of Service Contracts
 DETAILS BY AGENCY
 Fiscal Year 2012



<u>Agency</u>	<u>Contractor</u>	<u>Description of Service</u>	<u>Begin DT</u>	<u>Expire DT</u>	<u>Contract Amt</u>	<u>2012 Pymnt</u>	<u>Federal Y or N</u>	<u>Federal Pymnt</u>	<u>Private Y or N</u>	<u>Private Pymnt</u>	<u>Competitively Bid Y or N</u>
MHA	UNITED SERVICES INC	MH Emergency/Crisis Services F	7/1/2011	6/30/2013	17,162,683	8,586,836	Y	556,157	N	0	N
MHA	VINFEN OF CONNECTICUT INC	MH Case Management	1/1/2008	6/30/2012	6,233,127	2,094,047	N	0	N	0	N
MHA	VISTA VOCATIONAL AND LIFE SKILL	Young Adult Services FY12	7/1/2011	6/30/2014	26,720	16,665	N	0	N	0	N
MHA	WATERBURY HOSPITAL	MH Emergency / Crisis Services	7/1/2011	6/30/2013	4,274,268	2,137,134	Y	301,511	N	0	N
MHA	WHEELER CLINIC INC	Tobacco Prevention and Enforce	3/1/2007	6/30/2013	612,346	70,346	Y	70,346	N	0	Y
MHA	WHEELER CLINIC INC	Forensic Pre-trial Drug Educat	4/1/2009	6/30/2012	2,544,778	474,169	N	0	Y	474,169	Y
MHA	WHEELER CLINIC INC	SA Outpatient FY12	7/1/2011	6/30/2013	4,437,208	2,347,653	Y	1,128,124	Y	268,220	N
MHA	WILLIAM W BACKUS HOSPITAL	MH Acute Inpatient FY12	7/1/2011	6/30/2013	17,906	0	N	0	N	0	N
MHA	WILLIAM W BACKUS HOSPITAL	MH Outpatient FY12	7/1/2011	6/30/2013	1,005,858	502,929	N	0	N	0	N
MHA	WOMENS CENTER OF SO EASTERN CT	MH Supportive Housing FY12	7/1/2011	6/30/2013	129,780	64,890	N	0	N	0	N
MHA	YALE NEW HAVEN HOSPITAL	MH Acute Inpatient	7/1/2010	6/30/2013	186,450	0	N	0	N	0	N
MHA	YALE NEW HAVEN HOSPITAL	MH Acute Inpatient FY12	7/1/2011	6/30/2013	612,382	306,191	N	0	N	0	N
MHA	YALE NEW HAVEN HOSPITAL	Agency Management Services FY1	7/1/2011	6/30/2014	2,074,176	671,059	N	0	N	0	N
MHA	YALE NEW HAVEN HOSPITAL	MH Acute Inpatient FY11	7/1/2010	6/30/2015	2,360,473	453,284	N	0	N	0	N
MHA	YALE UNIVERSITY	MH Outpatient FY12	7/1/2011	6/30/2013	1,162,812	525,627	N	0	Y	126,000	N
MHA	YALE UNIVERSITY	Voc Rehab/Emp Opportunities FY	7/1/2011	6/30/2013	1,239,329	617,627	N	0	N	0	N
MHA	YALE UNIVERSITY	Agency Management Services	7/1/2011	6/30/2012	15,533,449	15,446,124	Y	505,636	Y	35,000	N
MHA	YOUNG WOMENS CHRISTIAN ASSOC	MH Outreach-Homeless FY12	7/1/2011	6/30/2013	117,182	58,591	N	0	N	0	N

Purchase of Service Contracts
 DETAILS BY AGENCY
 Fiscal Year 2012



Agency	Contractor	Description of Service	Begin DT	Expire DT	Contract Amt	2012 Pymnt	Federal Y or N	Federal Pymnt	Private Y or N	Private Pymnt	Competitively Bid Y or N
MHA	YOUTH CHALLENGE OF CONNECTICUT	SA Interm/Long Term Trtmt FY12	7/1/2011	6/30/2013	62,452	31,226	Y	29,721	N	0	N
MHA - Mental Heath & Addiction Serv. Total: 255					633,022,823	285,473,621		27,159,918		6,786,441	
SDE	ABCD INC	CHILD DAY CARE FOR ABCD TRANSF	7/1/2011	6/30/2013	7,553,206	2,341,617	N	273,554	N	0	N
SDE	CENTRAL CONNECTICUT COAST YMCA	CHILD DAY CARE FOR CCCYMCA TRA	7/1/2011	6/30/2013	1,429,733	442,228	N	161,137	N	0	N
SDE	CHILD & FAMILY AGENCY SOUTHEASTERN CT	CHILD DAY CARE FOR CHILD AND F	7/1/2011	6/30/2013	296,088	138,791	N	49,502	N	0	N
SDE	CITY OF BRISTOL	CHILD DAY CARE FOR BRISTOL TRA	7/1/2011	6/30/2013	1,421,274	659,826	N	237,322	N	0	N
SDE	CITY OF HARTFORD	CHILD DAY CARE FOR HARTFORD TR	7/1/2011	6/30/2013	1,934,522	1,657,980	N	591,346	N	0	N
SDE	CITY OF MILFORD	CHILD DAY CARE FOR MILFORD TRA	7/1/2011	6/30/2013	1,091,610	530,136	N	195,323	N	0	N
SDE	CITY OF NEW HAVEN	CHILD DAY CARE FOR NEW HAVEN	7/1/2011	6/30/2013	2,424,509	1,136,490	N	405,348	N	0	N
SDE	CITY OF STAMFORD	CHILD DAY CARE FOR STAMFORD T	7/1/2011	6/30/2013	3,789,084	1,894,542	N	690,324	N	0	N
SDE	COMM ACTION COMMITTEE OF DANBURY INC	CHILD DAY CARE SERVICES DANBUR	7/1/2011	6/30/2013	1,526,460	752,470	N	275,766	N	0	N
SDE	COMMUNITY RENEWAL TEAM INC	CHILD DAY CARE FOR CRT MIDDLET	7/1/2011	6/30/2013	400,608	193,563	N	69,750	N	0	N
SDE	COMMUNITY RENEWAL TEAM INC	CHILD DAY CARE FOR CRT-HTFD TR	7/1/2011	6/30/2013	2,949,492	1,415,006	N	518,173	N	0	N
SDE	HALL NEIGHBORHOOD HOUSE INC	CHILD DAY CARE FOR HALL NEIGHB	7/1/2011	6/30/2013	1,750,046	780,363	N	289,224	N	0	N
SDE	HOCKANUM VALLEY CHILD DAY CARE	CHILD DAY CARE FOR HOOKANUM VA	7/1/2011	6/30/2013	333,840	166,920	N	60,821	N	0	N
SDE	HUMAN RESOURCES AGENCY OF	CHILD DAY CARE SERVICES TRANSF	7/1/2011	6/30/2013	1,548,383	728,135	N	278,153	N	0	N
SDE	INTERFAITH SOCIAL ACTION CORPORATION	CHILD DAY CARE FOR ISAC TRANSF	7/1/2011	6/30/2013	1,335,360	665,754	N	242,361	N	0	N
SDE	KANGAROO'S KORNER INC	CHILD DAY CARE FOR KANGAROO'S	7/1/2011	6/30/2013	378,893	102,960	N	37,516	N	0	N

Purchase of Service Contracts
 DETAILS BY AGENCY
 Fiscal Year 2012



<u>Agency</u>	<u>Contractor</u>	<u>Description of Service</u>	<u>Begin DT</u>	<u>Expire DT</u>	<u>Contract Amt</u>	<u>2012 Pymnt</u>	<u>Federal Y or N</u>	<u>Federal Pymnt</u>	<u>Private Y or N</u>	<u>Private Pymnt</u>	<u>Competitively Bid Y or N</u>
SDE	MANSFIELD TOWN TREASURER	CHILD DAY CARE FOR MANSFIELD 7	7/1/2011	6/30/2013	671,424	332,984	N	121,015	N	0	N
SDE	MERIDEN TOWN TREASURER	CHILD DAY CARE FOR MERIDEN TRA	7/1/2011	6/30/2013	834,600	417,300	N	152,054	N	0	N
SDE	MT OLIVE CHILD DEV CTR INC	CHILD DAY CARE FOR MT OLIVE CD	7/1/2011	6/30/2013	5,691,329	2,650,872	N	954,134	N	0	N
SDE	NAUGATUCK TOWN TREASURER	CHILD DAY CARE FOR NAUGATUCK T	7/1/2011	6/30/2013	667,680	333,840	N	121,643	N	0	N
SDE	NEON	CHILD DAY CARE FOR NEON TRANS	7/1/2011	6/30/2013	2,853,678	1,376,264	N	495,396	N	0	N
SDE	NEW CANAAN TOWN TREASURER	CHILD DAY CARE FOR NEW CANAAN	7/1/2011	6/30/2013	471,704	223,192	N	79,862	N	0	N
SDE	NEW OPPORTUNITIES INC	CHILD DAY CARE FOR NEW OPPORTU	7/1/2011	6/30/2013	3,270,169	1,490,303	N	555,307	N	0	N
SDE	NEWTOWN TOWN TREASURER	CHILD DAY CARE FOR NEWTOWN TRA	7/1/2011	6/30/2013	500,760	234,731	N	83,721	N	0	N
SDE	NORTH HAVEN TOWN TREASURER	CHILD DAY CARE FOR NORTH HAVEN	7/1/2011	6/30/2013	470,412	235,205	N	85,703	N	0	N
SDE	OUR LADY OF FATIMA DAY CARE CTR	TRANSFER DSS 09DSS3001UQ DSS P	7/1/2011	6/30/2013	4,246,107	386,053	N	140,668	N	0	N
SDE	PLAINVILLE DAY CARE CENTER	CHILD DAY CARE FOR PLAINVILLE	7/1/2011	6/30/2013	550,690	274,703	N	100,021	N	0	N
SDE	RIVERFRONT CHILDREN'S CENTER INC	TRANSFER DSS 09DSS3001ZU CHILD	7/1/2011	6/30/2013	411,840	205,920	N	75,032	N	0	N
SDE	SOUTHFIELD CHILDRENS CENTER	CHILD DAY CARE FOR SOUTHFIELD	7/1/2011	6/30/2013	775,320	374,265	N	138,484	N	0	N
SDE	ST ANDREW'S UNITED METHODIST CHURCH	CHILD DAY CARE FOR ST. ANDREW'	7/1/2011	6/30/2013	384,924	192,462	N	70,128	N	0	N
SDE	ST MARKS DAY CARE CENTER	CHILD DAY CARE ST. MARK'S TRAN	7/1/2011	6/30/2013	1,501,188	750,594	N	273,497	N	0	N
SDE	STUDENT PARENTING AND FAMILY	CHILD DAY CARE FOR STUDENT PAR	7/1/2011	6/30/2013	483,354	228,484	N	82,082	N	0	N
SDE	TEAM INC	CHILD DAY CARE FOR TEAM TRANSF	7/1/2011	6/30/2013	1,251,900	622,740	N	226,540	N	0	N

STATE OF CONNECTICUT

Purchase of Service Contracts
 DETAILS BY AGENCY
 Fiscal Year 2012



<u>Agency</u>	<u>Contractor</u>	<u>Description of Service</u>	<u>Begin DT</u>	<u>Expire DT</u>	<u>Contract Amt</u>	<u>2012 Pymnt</u>	<u>Federal Y or N</u>	<u>Federal Pymnt</u>	<u>Private Y or N</u>	<u>Private Pymnt</u>	<u>Competitively Bid Y or N</u>
SDE	TERRYVILLE - PLYMOUTH DAY CARE CENTER IN	CHILD DAY CARE FOR TERRYVILLE-	7/1/2011	6/30/2013	290,200	134,299	N	50,644	N	0	N
SDE	THE FAMILY CENTER	CENTER TRANSFER DSS 09DSS3001J	7/1/2011	6/30/2013	665,236	329,389	N	120,021	N	0	N
SDE	TORRINGTON TOWN TREASURER	CHILD DAY CARE FOR TORRINGTON	7/1/2011	6/30/2013	500,760	250,380	N	91,232	N	0	N
SDE	TOWN OF BLOOMFIELD	CHILD DAY CARE FOR BLOOMFIELD	7/1/2011	6/30/2013	144,444,501	334,884	N	38,027	N	0	N
SDE	TOWN OF BRANFORD	CHILD DAY CARE FOR BRANFORD TR	7/1/2011	6/30/2013	758,960	379,480	N	138,273	N	0	N
SDE	TOWN OF ENFIELD	CHILD DAY CCARE FOR ENFIELD TR	7/1/2011	6/30/2013	1,419,180	700,855	N	254,364	N	0	N
SDE	TOWN OF GUILFORD	CHILD DAY CARE FOR GUILFORD TR	7/1/2011	6/30/2013	400,608	171,079	N	66,410	N	0	N
SDE	TOWN OF HAMDEN	CHILD DAY CARE FOR HAMDEN TRAN	7/1/2011	6/30/2013	500,760	250,380	N	91,232	N	0	N
SDE	TOWN OF MANCHESTER	CHILD DAY CARE FOR MANCHESTER	7/1/2011	6/30/2013	838,521	407,341	N	149,471	N	0	N
SDE	TOWN OF NEW MILFORD	CHILD DAY CARE FOR NEW MILFORD	7/1/2011	6/30/2013	638,407	312,256	N	112,776	N	0	N
SDE	TOWN OF SOUTHWINGTON	CHILD DAY CARE FOR SOUTHWINGTON	7/1/2011	6/30/2013	751,140	372,200	N	135,230	N	0	N
SDE	TOWN OF WALLINGFORD	CHILD DAY CARE FOR WALLINGFORD	7/1/2011	6/30/2013	915,055	457,527	N	166,711	N	0	N
SDE	TOWN OF WINDHAM	CHILD DAY CARE FOR WINDHAM TR	7/1/2011	6/30/2013	1,323,589	619,793	N	221,060	N	0	N
SDE	TVCCA INC	CHILD DAY CARE FOR TVCCA- NE	7/1/2011	6/30/2013	1,446,694	668,899	N	241,274	N	0	N
SDE	TVCCA INC	CHILD DAY CARE FOR TVCCA TRANS	7/1/2011	6/30/2013	3,735,547	1,819,250	N	675,634	N	0	N
SDE	WATERBURY DAY NURSERY ASSOC	CHILD DAY CARE FOR WATERBURY D	7/1/2011	6/30/2012	212,440	53,110	N	0	N	0	N
SDE	WEST HAVEN TOWN TREASURER	CHILD DAY CARE FOR WEST HAVEN	7/1/2011	6/30/2013	1,195,812	597,906	N	217,862	N	0	N
SDE	WINDHAM REGIONAL COMM COUNCIL	CHILD DAY CARE FOR WINDHAM REG	7/1/2011	6/30/2013	815,340	156,488	N	55,814	N	0	N

Purchase of Service Contracts
 DETAILS BY AGENCY
 Fiscal Year 2012



<u>Agency</u>	<u>Contractor</u>	<u>Description of Service</u>	<u>Begin DT</u>	<u>Expire DT</u>	<u>Contract Amt</u>	<u>2012 Pymnt</u>	<u>Federal Y or N</u>	<u>Federal Pymnt</u>	<u>Private Y or N</u>	<u>Private Pymnt</u>	<u>Competitively Bid Y or N</u>
SDE	WINSTED AREA CHILD CARE CTR INC	CHILD DAY CARE FOR WINSTED ARE	7/1/2011	6/30/2013	607,528	296,342	N	110,306	N	0	N
SDE	YMCA OF METROPOLITAN HARTFORD	CHILD DAY CARE FOR YMCA OF MET	7/1/2011	6/30/2013	1,276,080	603,956	N	216,125	N	0	N
SDE - State Dept of Education Total: 53					217,936,546	32,852,504		11,283,373		0	
SDR	ABILITY BEYOND DISABILITY	BRS-Voc. Rehab. Serv.	7/1/2011	6/30/2014	665,000	0	Y	0	N	0	N
SDR	ARC OF MERIDEN - WALLINGFORD INC	BRS-Vocational Rehab. Services	6/1/2011	5/31/2014	100,000	0	Y	0	N	0	N
SDR	AREA COOPERATIVE EDUCATIONAL SERVICES	BRS-Voc. Rehab. Services	10/1/2011	9/30/2014	75,000	0	Y	0	N	0	N
SDR	ARI OF CONNECTICUT INC	BRS-Voc. Rehab. Services	1/1/2012	12/31/2015	225,000	0	Y	0	N	0	N
SDR	BH CARE INC	BRS-Voc. Rehab. Serv.	1/1/2012	12/31/2015	400,000	0	Y	0	N	0	N
SDR	C W RESOURCES INC	BRS-Voc. Rehab. Services	7/1/2011	6/30/2014	600,000	0	Y	0	N	0	N
SDR	CAPITOL REGION EDUCATION COUNCIL	Vocational Rehabilitation CRP	12/1/2009	11/30/2012	900,000	0	Y	0	N	0	N
SDR	CHAPEL HAVEN INC	BRS-Voc. Rehab. Services	10/1/2011	9/30/2014	30,000	0	Y	0	N	0	N
SDR	COMMUNITY ENTERPRISES INC	Bureau of Rehab. Services-Indu	6/15/2011	6/14/2013	294,876	0	Y	0	N	0	Y
SDR	COMMUNITY ENTERPRISES INC	BRS-Industry Specific Training	6/15/2011	6/14/2013	469,503	0	Y	0	N	0	Y
SDR	COMMUNITY ENTERPRISES INC	Bur. Rehab. Serv.-Industry Spe	8/15/2011	8/14/2013	588,927	0	Y	0	N	0	Y
SDR	COMMUNITY ENTERPRISES INC	BRS Vocational Rehab. Services	7/1/2011	6/30/2014	736,000	0	Y	0	N	0	N
SDR	DISABILITIES NETWORK OF E CT	BRS-Voc. Rehab. Services	9/1/2011	8/31/2014	250,000	0	Y	0	N	0	N
SDR	DISABILITIES NETWORK OF E CT	BRS Independent Living Center	7/19/2010	9/30/2013	306,158	0	Y	0	N	0	N
SDR	DISABILITY RESOURCE CENTER	Independent Living Center	7/19/2010	9/30/2013	306,159	0	Y	0	N	0	N

STATE OF CONNECTICUT

Purchase of Service Contracts
 DETAILS BY AGENCY
 Fiscal Year 2012



<u>Agency</u>	<u>Contractor</u>	<u>Description of Service</u>	<u>Begin DT</u>	<u>Expire DT</u>	<u>Contract Amt</u>	<u>2012 Pymnt</u>	<u>Federal Y or N</u>	<u>Federal Pymnt</u>	<u>Private Y or N</u>	<u>Private Pymnt</u>	<u>Competitively Bid Y or N</u>
SDR	EASTER SEAL REHAB CTR OF GRTR WTBY INC	BRS Voc. Rehab. Services	7/1/2011	6/30/2014	500,000	0	Y	0	N	0	N
SDR	EASTER SEALS CAPITAL REGION & EASTERN CT	BRS Voc. Rehab. services	7/1/2011	6/30/2014	693,500	0	Y	0	N	0	N
SDR	EASTER SEALS GOODWILL INDUST	BRS-Voc. Rehab. Serv.	7/1/2011	6/30/2014	75,000	0	Y	0	N	0	N
SDR	EMPLOYMENT OPTIONS LLC	BRS-Voc. Rehab. Services	10/1/2011	9/30/2014	100,000	0	Y	0	N	0	N
SDR	GOODWILLOF WESTERN AND NORTHERN	BRS-Voc. Rehab. Services	7/1/2011	6/30/2014	700,000	0	Y	0	N	0	N
SDR	GREATER NEW HAVEN DISABILITY RIGHTS	BRS Independent Living Center	7/19/2010	9/30/2013	343,525	0	Y	0	N	0	N
SDR	HARC INC	BRS-Voc. Rehab. Services	7/1/2011	6/30/2014	50,000	0	Y	0	N	0	N
SDR	INDEPENDENCE NORTHWEST INC	BRS-Independent Living Center	7/19/2010	9/30/2013	314,160	0	Y	0	N	0	N
SDR	INDEPENDENCE UNLIMITED INC	BRS Independent Living	7/19/2010	9/30/2013	306,158	0	Y	0	N	0	N
SDR	INDEPENDENCE UNLIMITED INC	BRS Independent Living	7/19/2010	9/30/2013	623,163	167,969	N	57,974	N	0	N
SDR	JAMES W LOOMIS PHD	BRS-Autism Consultant	4/1/2012	3/31/2014	86,000	0	Y	0	N	0	N
SDR	LITCHFIELD COUNTY ASSOCIATION	BRS-Voc. Rehab. Services	1/1/2012	12/31/2015	75,000	0	Y	0	N	0	N
SDR	PROJECT GENESIS INC	BRS-Voc. Rehab. Services	1/1/2012	12/31/2015	900,000	0	N	0	N	0	N
SDR	PROJECT GENESIS INC	BRS-Voc. Rehab. Services	1/1/2012	12/31/2015	900,000	0	Y	0	N	0	N
SDR	SEABIRD ENTERPRISES INC	BRS-Voc. Rehab. Services	8/1/2011	7/31/2014	250,000	0	Y	0	N	0	N
SDR	SHARP TRAINING INC	BRS-Voc. Rehab. Services	9/1/2011	8/31/2014	300,000	0	Y	0	N	0	N
SDR	SOUTHEASTERN EMPLOYMENT SERVICES LLC	BRS Vocational Rehab. Services	7/1/2011	6/30/2014	2,250,000	0	Y	0	N	0	N
SDR	STAR INC	BRS-Voc. Rehab. Services	7/1/2011	6/30/2014	50,000	0	Y	0	N	0	N

Purchase of Service Contracts
 DETAILS BY AGENCY
 Fiscal Year 2012



<u>Agency</u>	<u>Contractor</u>	<u>Description of Service</u>	<u>Begin DT</u>	<u>Expire DT</u>	<u>Contract Amt</u>	<u>2012 Pymnt</u>	<u>Federal Y or N</u>	<u>Federal Pymnt</u>	<u>Private Y or N</u>	<u>Private Pymnt</u>	<u>Competitively Bid Y or N</u>
SDR	THE ARC OF QUINEBAUG VALLEY INC	Vocational Rehabilitation Serv	3/1/2009	2/28/2013	700,500	0	Y	0	N	0	N
SDR	THE ARC OF THE FARMINGTON VALLEY INC	BRS-Vocational Rehabilitation	7/1/2011	6/30/2014	200,000	0	Y	0	N	0	N
SDR	THE CENTER FOR ADVOCACY RESEARCH	BRS-Voc. Rehab. Services	7/1/2011	6/30/2014	600,000	0	Y	0	N	0	N
SDR	THE KENNEDY CENTER INC	BRS-Voc. Rehab. Services	7/1/2011	6/30/2014	700,000	0	Y	0	N	0	N
SDR	TRANSITIONAL EMPLOYMENT UNLIMITED INC	BRS-Vocational Rehab. Services	7/1/2011	6/30/2014	1,242,000	0	Y	0	N	0	N
SDR - Dept. of Rehab. Services Total: 38					17,905,627	167,969		57,974		0	
Total: 1,390					5,358,241,773	1,360,777,232		196,096,838		10,690,663	