

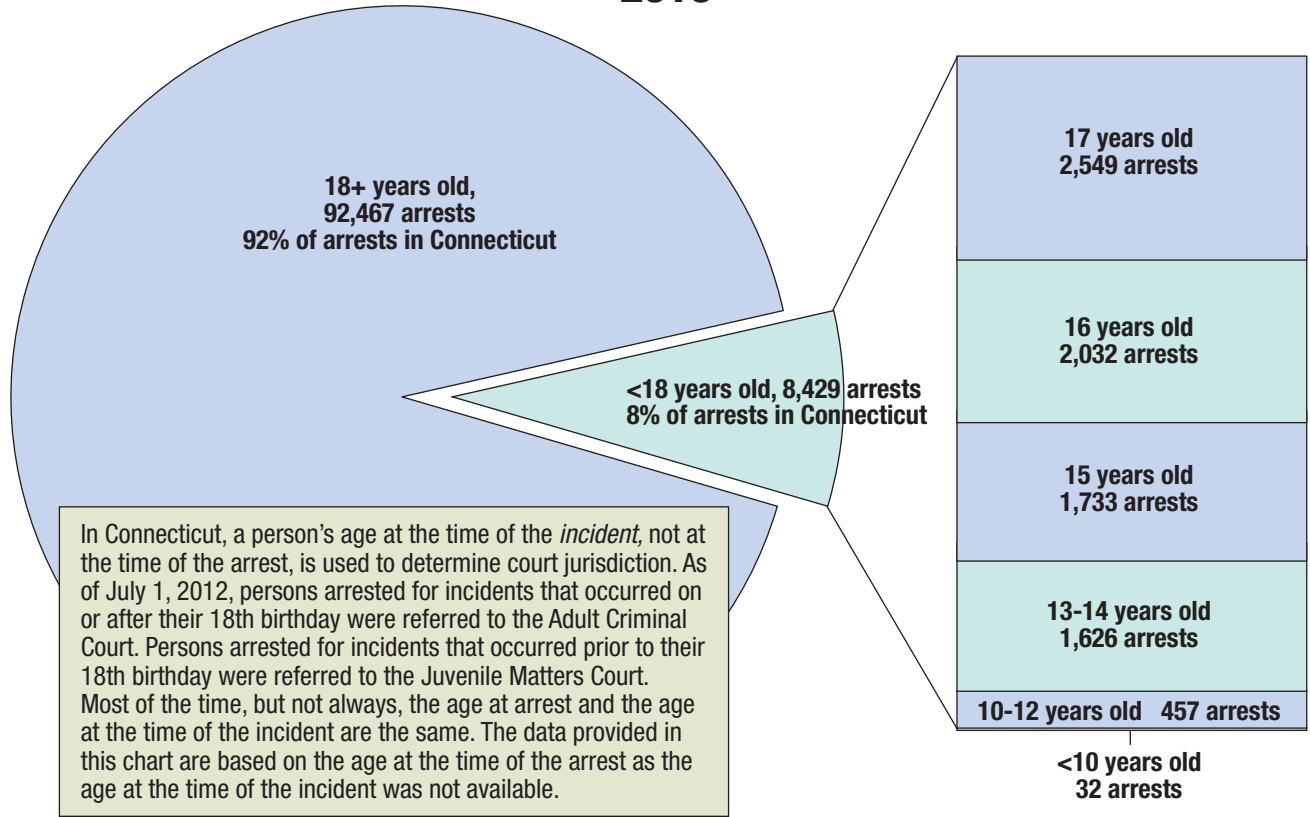
Important Note

The purpose of the “Facts and Figures on Connecticut’s Juvenile Justice System” is to provide an overview of the juveniles moving through the juvenile justice system.

The tables and charts provide the most recent data available when information was compiled for this document.

Data are provided on: arrest, juvenile court referral, use of detention centers, juvenile court disposition and residential placements.

Arrests in Connecticut 2016



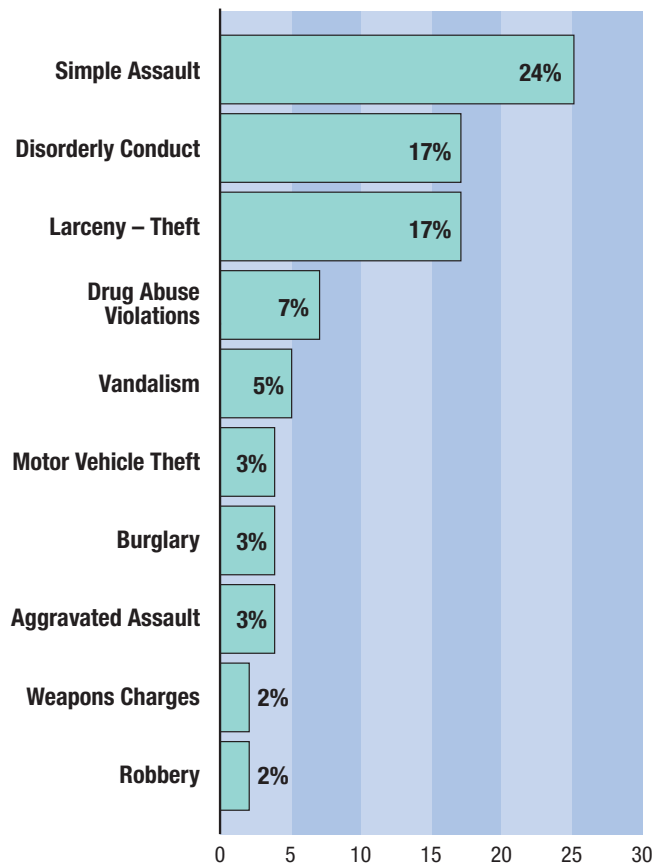
In Connecticut, a person's age at the time of the *incident*, not at the time of the arrest, is used to determine court jurisdiction. As of July 1, 2012, persons arrested for incidents that occurred on or after their 18th birthday were referred to the Adult Criminal Court. Persons arrested for incidents that occurred prior to their 18th birthday were referred to the Juvenile Matters Court. Most of the time, but not always, the age at arrest and the age at the time of the incident are the same. The data provided in this chart are based on the age at the time of the arrest as the age at the time of the incident was not available.

Source: Connecticut Department of Public Safety Crime in Connecticut 2016 Report – <http://www.dpsdata.ct.gov/dps/ucr/ucr.aspx>

Arrests in Connecticut 2016

Most common charges for <18 year olds *

(the most serious charge for the arrest)



The charge types in the chart on the left are based on the national Uniform Crime Reporting (UCR) System and do not directly align with specific statutes in the State of Connecticut. A summary of the UCR descriptions is provided below.

Simple Assault	Assaults which are not of an aggravated type and do not result in serious injury.
Disorderly Conduct	Behavior that disturbs the public peace, scandalizes the community or shocks the public sense of morality.
Larceny	The unlawful taking, carrying, leading or riding away of property from another.
Drug Abuse Violations	Violations of state and local laws relating to the unlawful possession, sale, use, growing, manufacturing and making of narcotic drugs.
Vandalism	Willful or malicious destruction, injury, disfigurement or defacement of property without the consent of the owner or person having custody or control.
Motor Vehicle Theft	Theft or attempted theft of a motor vehicle.
Burglary	The unlawful entry of a structure to commit a felony or a theft.
Aggravated Assault	Attack by one person upon another to inflict severe bodily harm often accompanied by the use of a weapon.
Weapons Charges	Violations of laws or ordinances prohibiting the manufacture, sale, purchase, transportation, possession, concealment or use of firearms, cutting instruments, explosives, incendiary devices or other deadly weapons.
Robbery	The taking or attempted taking of anything from the care, custody or control of a person(s) by force or threat of force or violence and/or by putting the victim in fear.

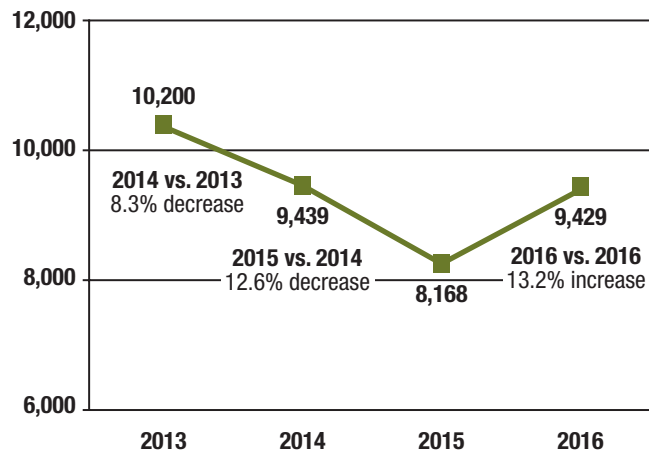
* The charges listed include those that account for 2% or more of the arrests for <18 year olds.

Source: Connecticut Department of Public Safety Crime in Connecticut 2016 Report – <http://www.dpsdata.ct.gov/dps/ucr/ucr.aspx>

Arrests in Connecticut: Trend Analysis

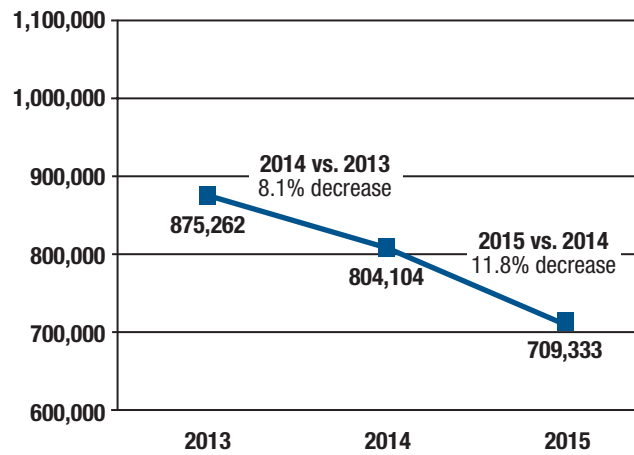
Number of Juvenile Arrests in Connecticut *

Source: Connecticut Department of Public Safety
Crime in Connecticut Reports 2013–2016



Number of Juvenile Arrests in the United States *

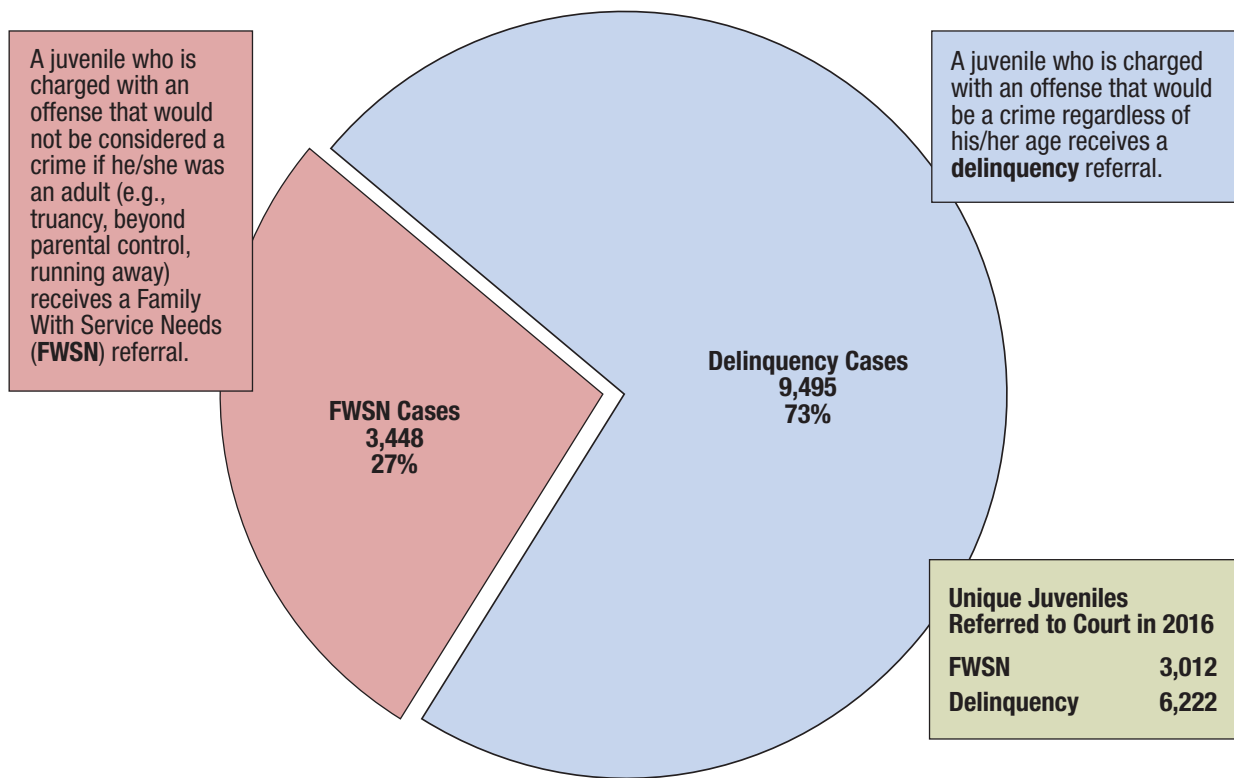
Source: Federal Bureau of Investigation
Crime in the United States Reports 2013–2015



* Juvenile arrests included all persons under the age of 18 at the time of arrest.

Referrals to Juvenile Court * – 2016 by Type of Referral

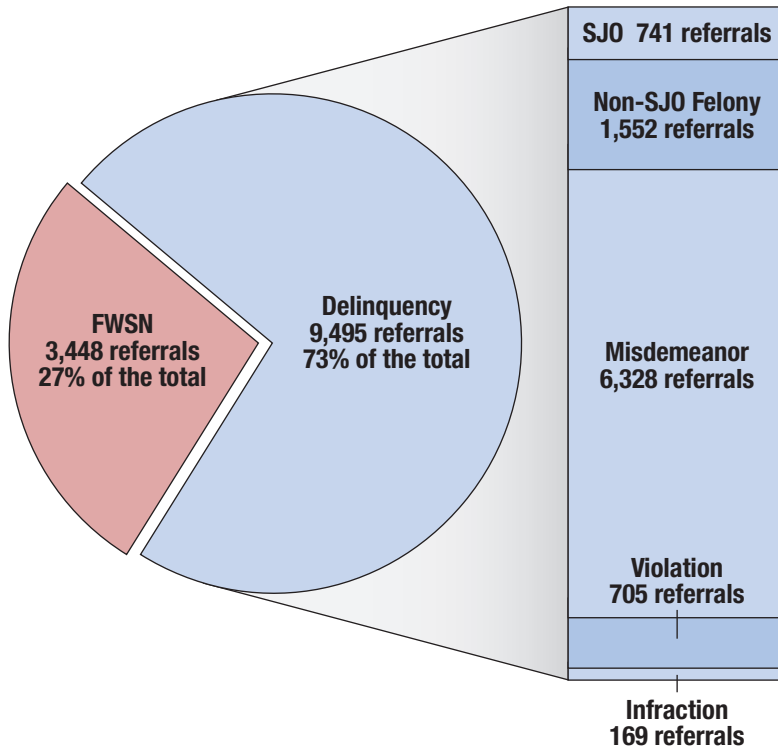
Juveniles who are charged with an offense that was committed before their 18th birthday are under the jurisdiction of the juvenile court. However, there are some specific offenses that are excluded from juvenile court for 16 & 17 year olds. For more information see CGS 46b-120.



* Individual juveniles may have multiple referrals to court.

Source: State of Connecticut Judicial Branch, Case Management Information System (CMIS)

Delinquency Referrals to Juvenile Court * 2016 by Most Serious Charge on the Referral

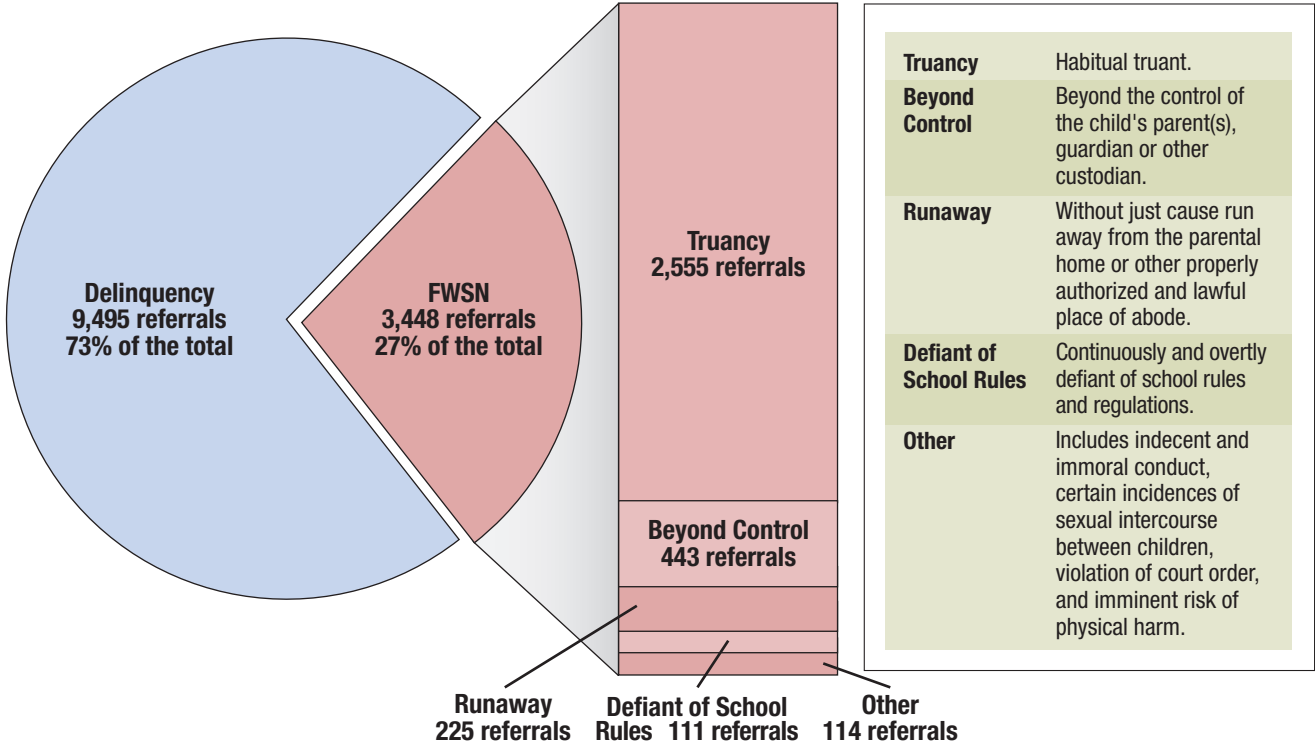


Serious Juvenile Offense (SJO)	CT legislation defines about 50 specific offenses as Serious Juvenile Offenses (SJO). Commonly charged SJOs are risk of injury to a minor, possession of a weapon on school grounds, sale of a controlled substance, and the most serious incidents of assault, sexual assault and robbery.
Non-SJO Felony	Includes felonies that are not designated as SJO. Common charges for juveniles are burglary, carry/sell a dangerous weapon, larceny and criminal mischief.
Misdemeanor	Most common charges for juveniles include breach of peace, simple assault, shop lifting and disorderly conduct.
Violation	Typically a violation of probation or violation of a court order.
Infraction	Most common charges are simple trespass and operating a motor vehicle without a license.

* Individual juveniles may have multiple referrals to court.

Source: State of Connecticut Judicial Branch, Case Management Information System (CMIS)

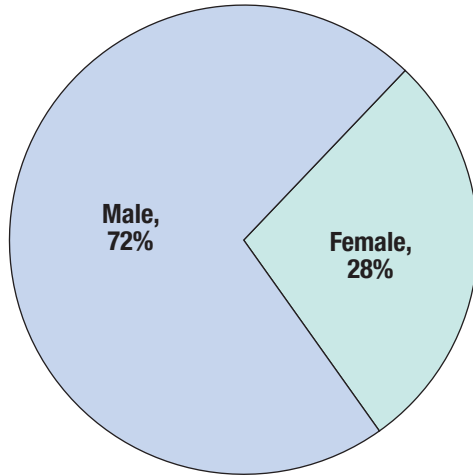
FWSN Referrals to Juvenile Court * 2016 by Type of FWSN Charge



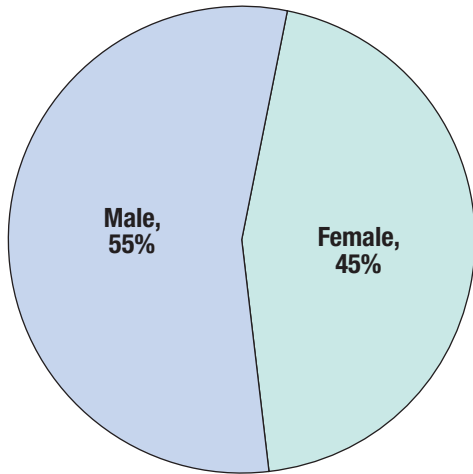
* Individual juveniles may have multiple referrals to court.

Source: State of Connecticut Judicial Branch, Case Management Information System (CMIS)

Delinquency Referrals By Gender



FWSN Referrals By Gender



Referrals to Juvenile Court 2016 by Gender, Age and Race/Ethnicity

Referrals By Race/Ethnicity

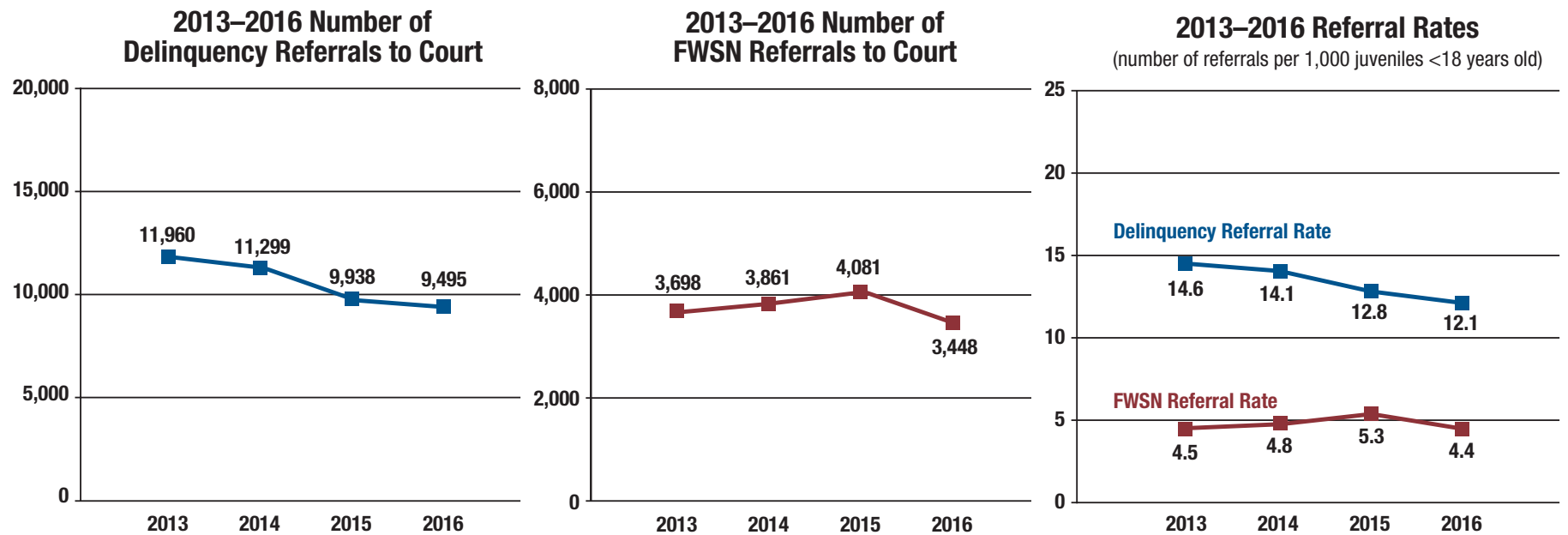
	Delinquency		FWSN	
Black (Non-Hispanic)	3,383	36%	761	22%
Hispanic	2,621	28%	1,263	37%
White (Non-Hispanic)	3,372	36%	1,243	36%
Other (Non-Hispanic)	8	0%	7	0%
Missing Data	111	1%	174	5%
Total	9,495	100%	3,448	100%

Referrals By Age

	Delinquency		FWSN	
<12 years old	166	2%	210	6%
12 years old	287	3%	192	6%
13 years old	625	7%	324	9%
14 years old	1,191	13%	546	16%
15 years old	2,043	22%	752	22%
16 years old	2,313	24%	933	27%
17+ years old	2,870	30%	491	14%
Total	9,495	100%	3,448	100%

Source: State of Connecticut Judicial Branch,
Case Management Information System (CMIS)

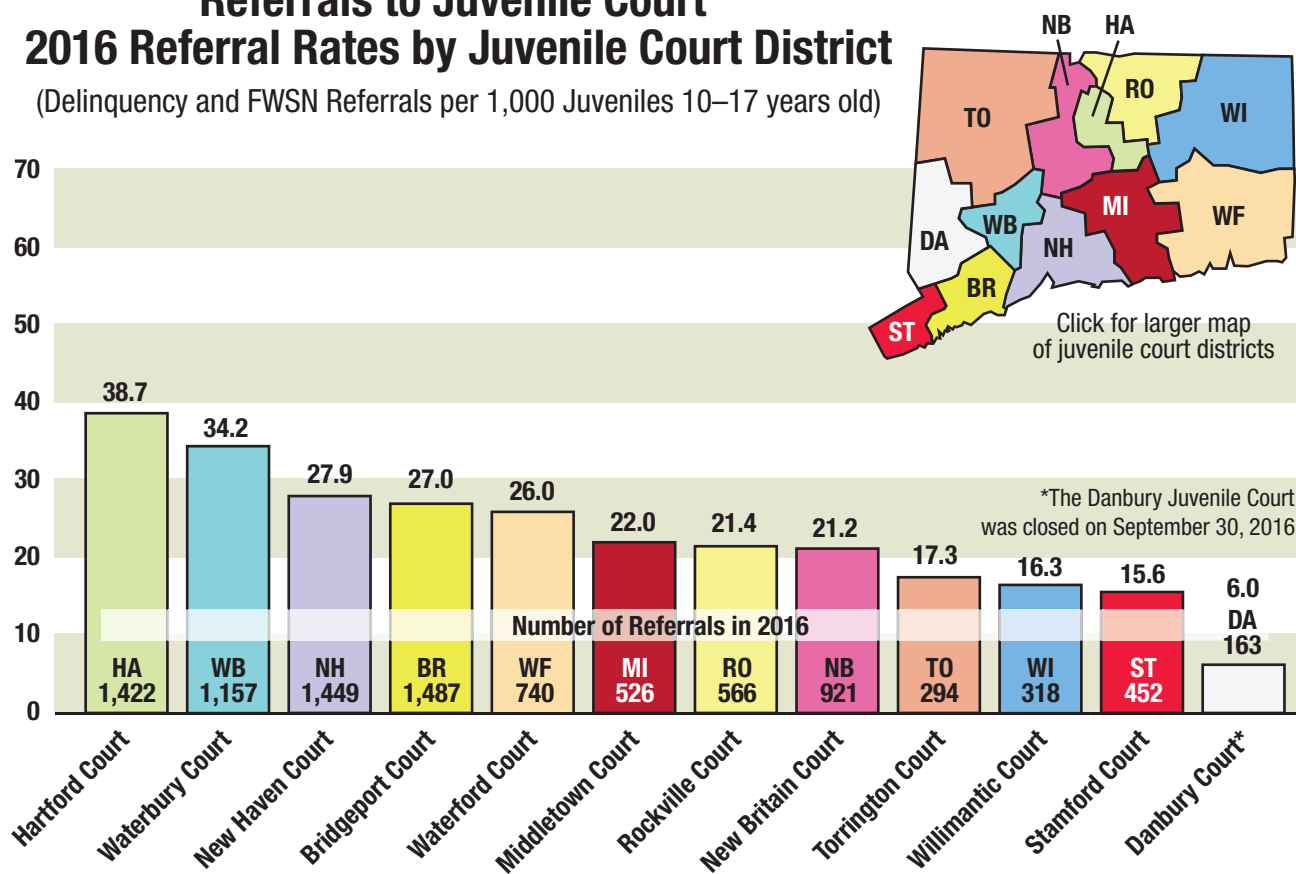
Referrals to Juvenile Court – Trend Analysis



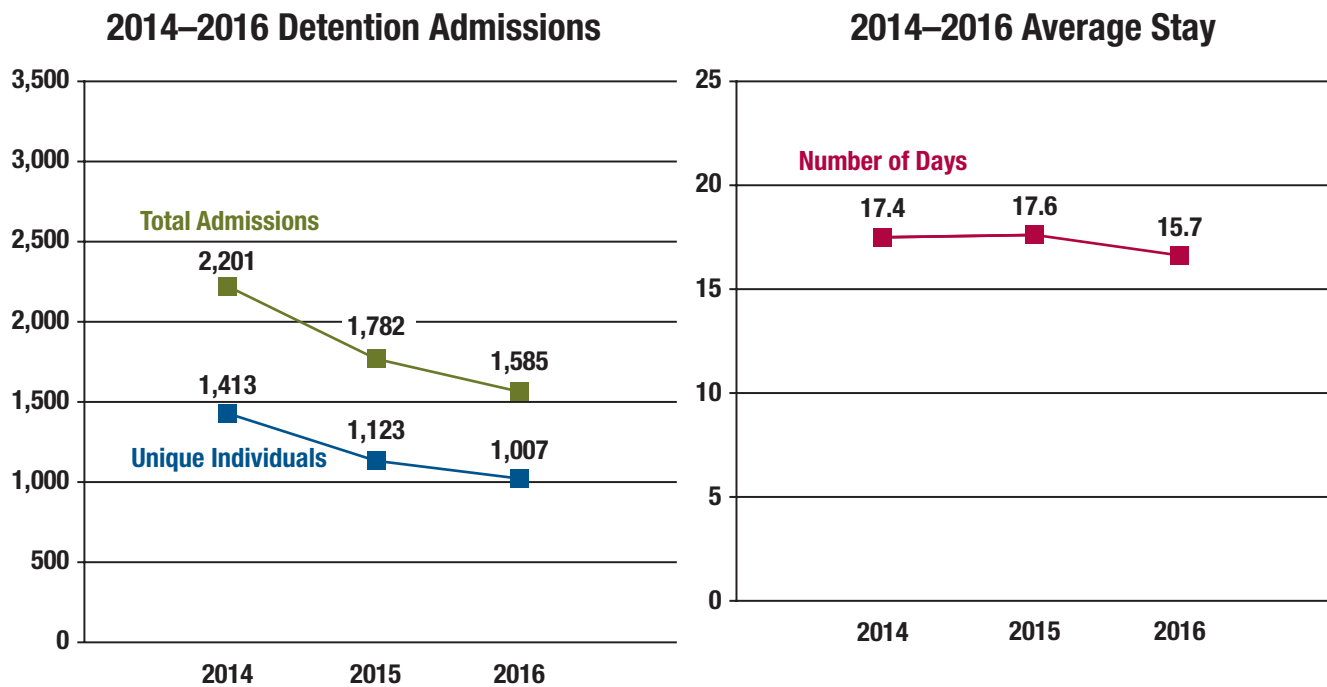
Source: State of Connecticut Judicial Branch, Case Management Information System and U.S. Census Bureau population estimates.

Referrals to Juvenile Court 2016 Referral Rates by Juvenile Court District

(Delinquency and FWSN Referrals per 1,000 Juveniles 10–17 years old)

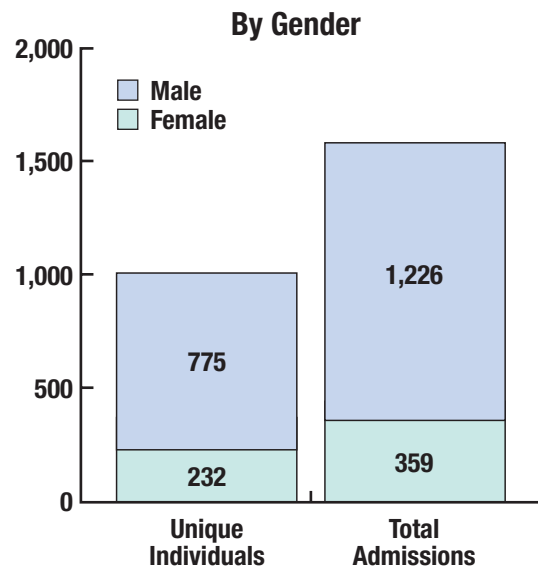


Admissions to Detention at the Bridgeport and Hartford Detention Centers * Trend Analysis



* Only individuals accused of delinquent acts can be admitted to a detention center.

Admissions to Detention at the Bridgeport and Hartford Detention Centers* – 2016 by Gender and Race/Ethnicity



By Race/Ethnicity

	Unique Individuals		All Admissions	
Black (Non-Hispanic)	439	44%	709	45%
Hispanic	351	35%	556	35%
White (Non-Hispanic)	208	21%	306	19%
Other (Non-Hispanic)	0	0%	0	0%
Missing	9	1%	14	1%
	1,007	100%	1,585	100%

* Only individuals accused of delinquent acts can be admitted to a detention center.

Source: State of Connecticut Judicial Branch, Case Management Information System (CMIS)

Dispositions in Juvenile Court *

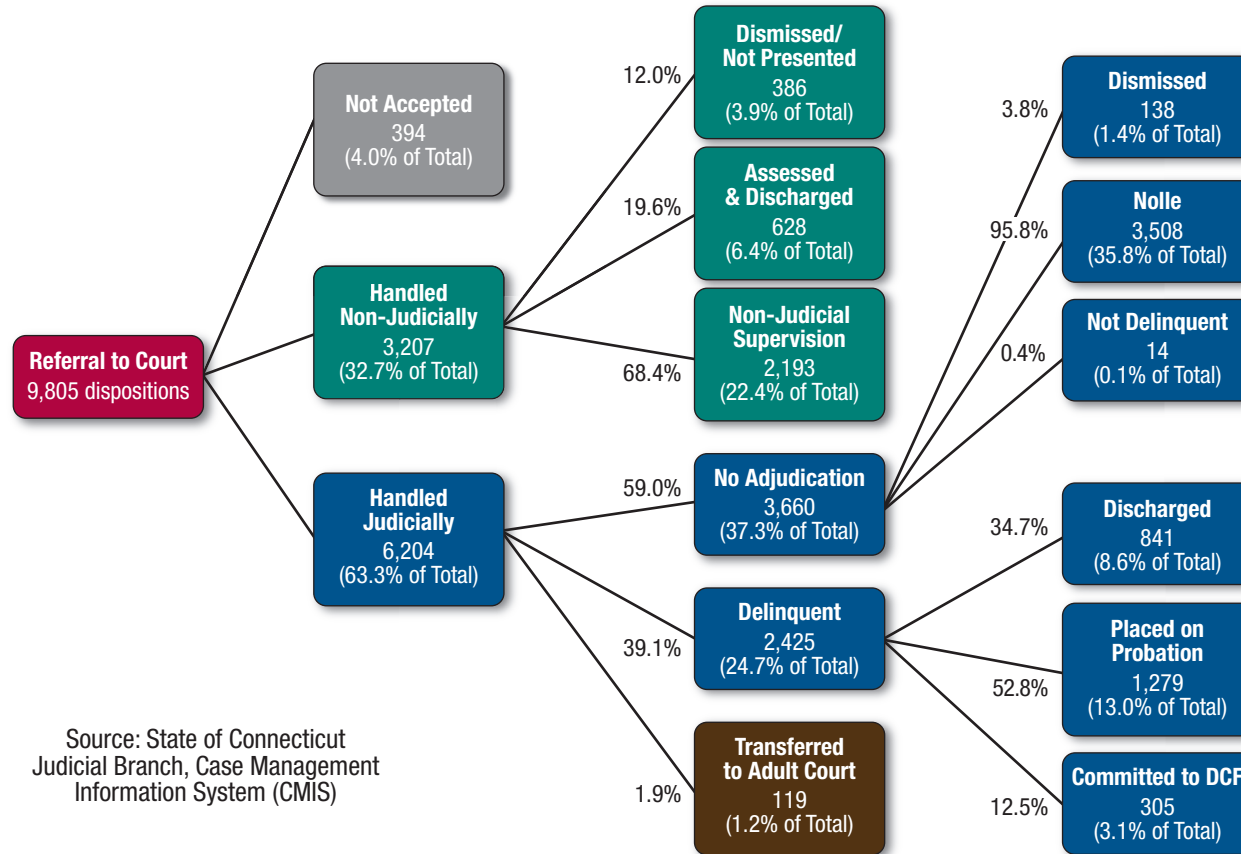
2016 Dispositional Categories by Type of Referral

	Delinquency	FWSN		
Not Accepted	394	1,011	Not Accepted	Includes cases where it was determined court intervention was not necessary/appropriate and was returned to the referring agency.
No Adjudication	4,674	613	No Adjudication	Includes cases disposed as dismissed, withdrawn, assessed and discharged, nolle, and not adjudicated.
Adjudication, Discharge	841	2	Adjudication, Discharge	Includes cases where the juvenile was adjudicated for the charge and then discharged.
Supervision/ Probation	3,472	1,832	Supervision/ Probation	Includes cases where the juvenile was placed on non-judicial supervision, or adjudicated and placed on probation or supervision.
Commitment to DCF	305	2	Commitment to DCF	Includes cases where the juvenile was adjudicated and committed to the Department of Children and Families.
Transfer to Adult Criminal Court	119	na	Transfer to Adult Criminal Court	Includes cases that were transferred to the Adult Criminal Court.

* Individual juveniles may have multiple cases disposed within the time period.

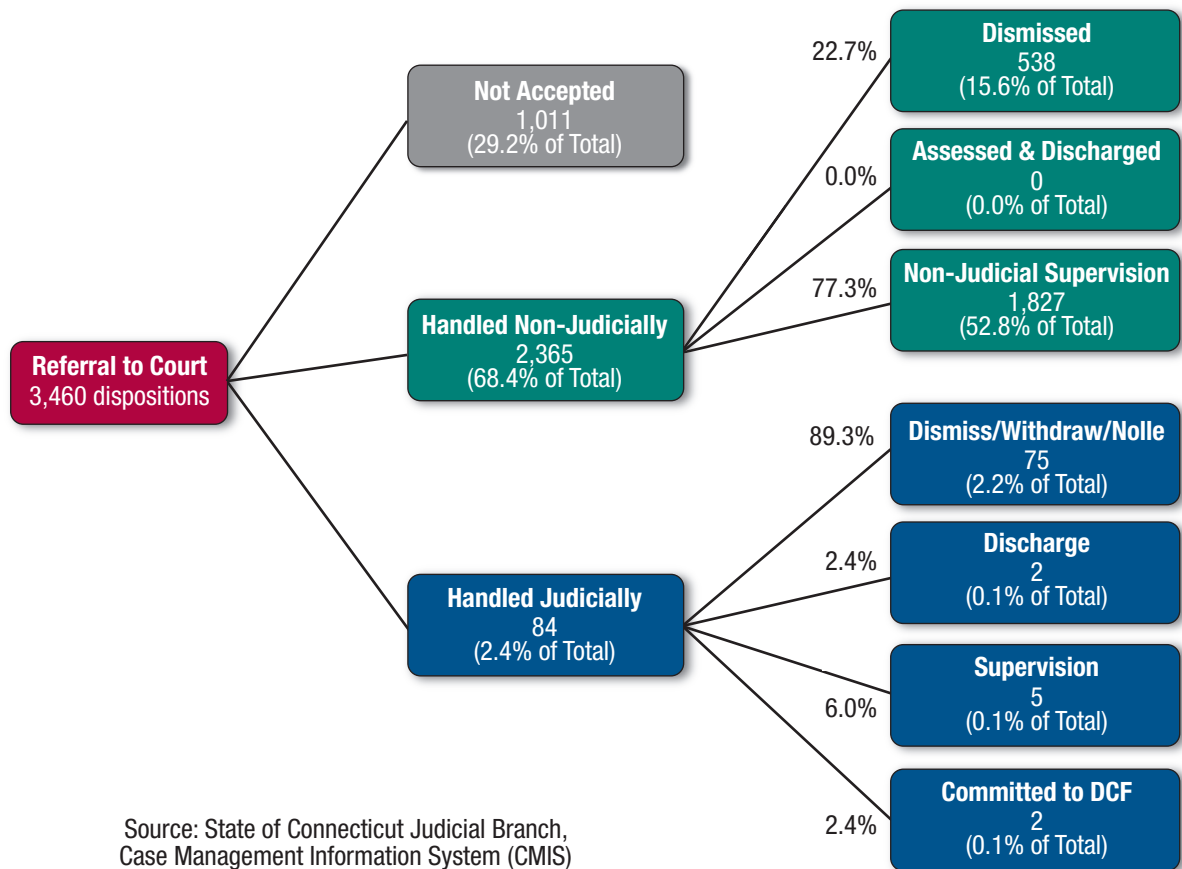
Source: State of Connecticut Judicial Branch, Case Management Information System (CMIS)

Delinquency Dispositions in Juvenile Court – 2016



Source: State of Connecticut
Judicial Branch, Case Management
Information System (CMIS)

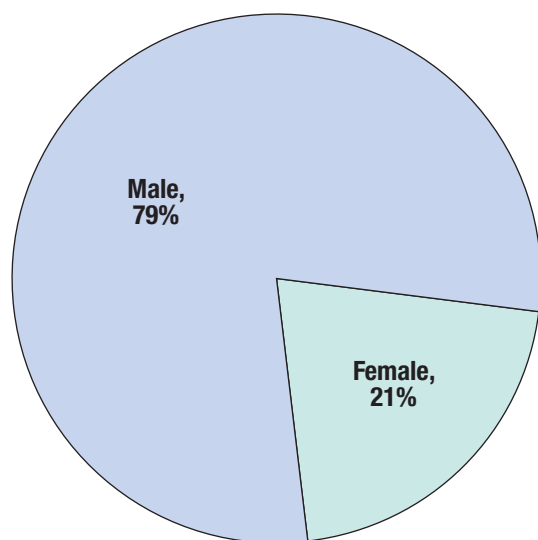
FWSN Dispositions in Juvenile Court – 2016



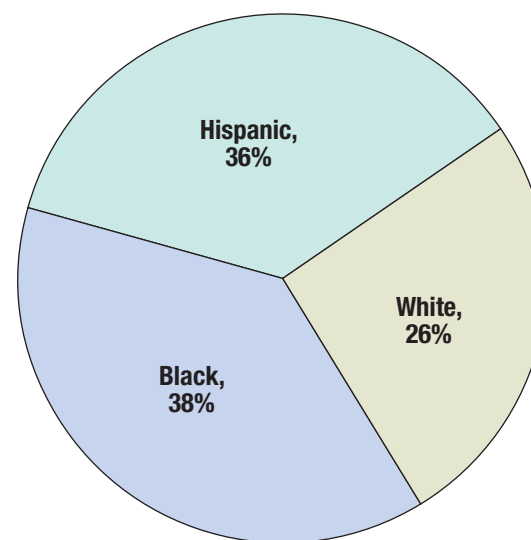
Source: State of Connecticut Judicial Branch, Case Management Information System (CMIS)

Delinquency Dispositions in Juvenile Court 2016 Probation Dispositions by Gender and Race/Ethnicity

Probation Dispositions
by Gender



Probation Dispositions
by Race/Ethnicity *

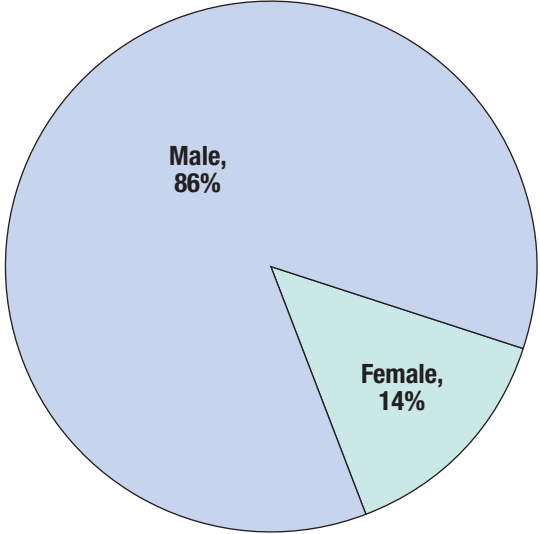


* This figure excludes 11 juveniles with no race specified.

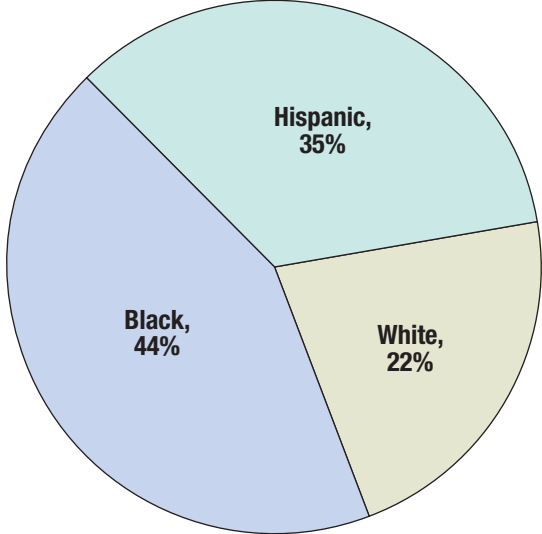
Source: State of Connecticut Judicial Branch, Case Management Information System (CMIS)

Delinquency Dispositions in Juvenile Court 2016 DCF Commitment Dispositions by Gender and Race/Ethnicity

DCF Commitment Dispositions
by Gender



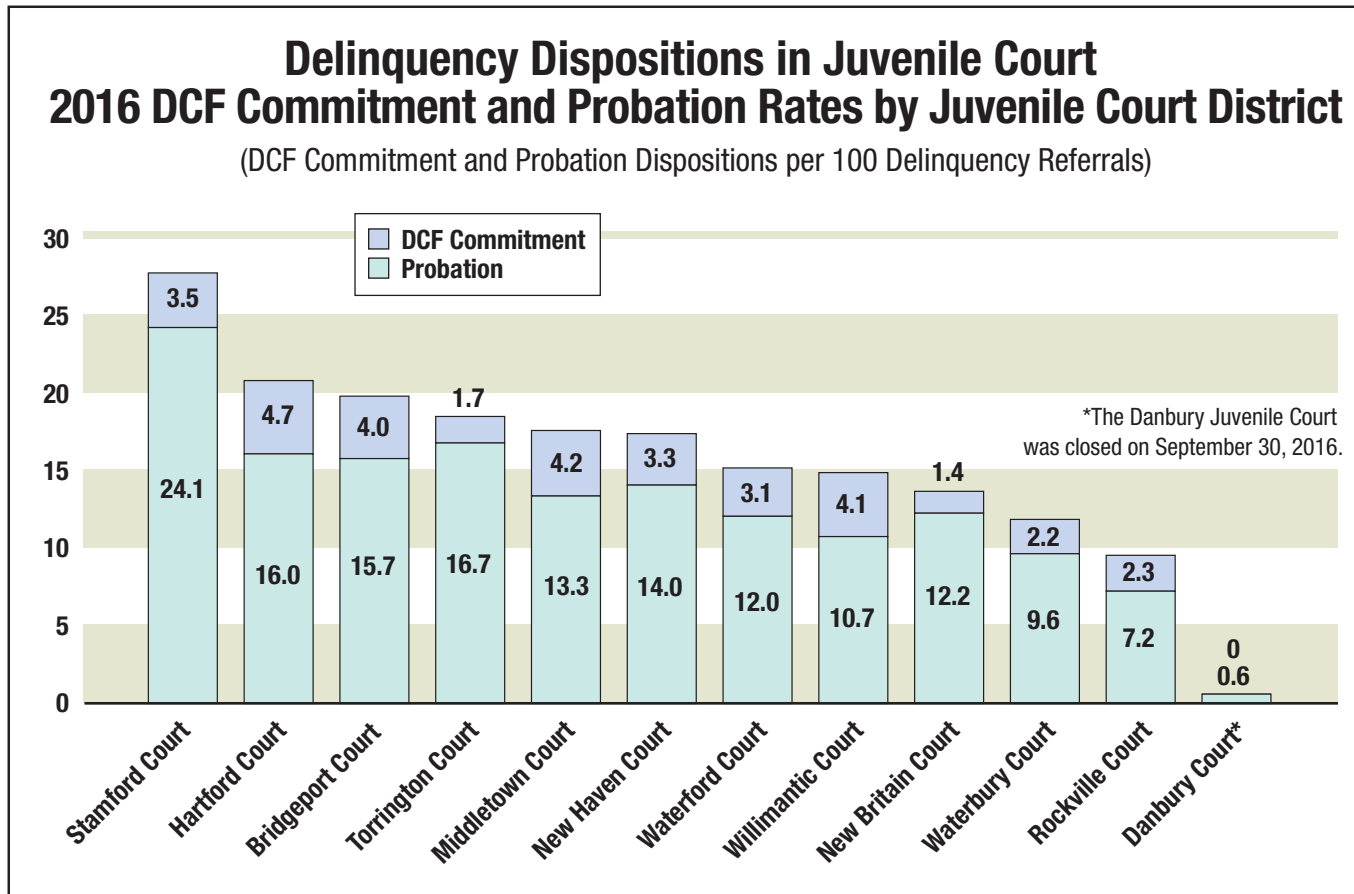
DCF Commitment Dispositions
by Race/Ethnicity



Source: State of Connecticut Judicial Branch, Case Management Information System (CMIS)

Delinquency Dispositions in Juvenile Court 2016 DCF Commitment and Probation Rates by Juvenile Court District

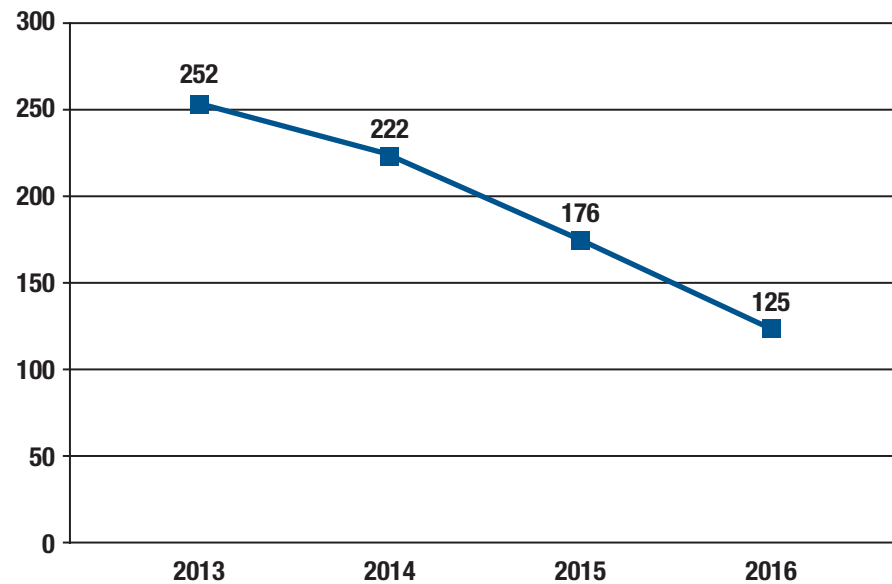
(DCF Commitment and Probation Dispositions per 100 Delinquency Referrals)



Total Admissions to the Connecticut Juvenile Training School (CJTS) Boys Only • Trend Analysis

Number of Admissions *

Source: CJTS



* Includes juveniles admitted from court or parole violation.

Source: Connecticut Juvenile Training School Advisory Board Report to the Commissioner of the Department of Children and Families, 2014–2017 Reports

Admissions to Connecticut Juvenile Training School Boys Only • 2016

Age at Time of Admission

	All Admissions	
13 years old	0	0%
14 years old	9	7%
15 years old	19	15%
16 years old	29	23%
17 years old	50	40%
18 years old *	17	14%
19 years old *	1	1%
Total Number of Admissions **	125	100%

Race/Ethnicity

	All Admissions	
Black (Non-Hispanic)	66	53%
White (Non-Hispanic)	16	13%
Hispanic	32	26%
Other (Non-Hispanic)	11	9%
Total	125	100%

* CJTS provides services to male juveniles who committed their offense prior to age 18.

** There were 125 admissions of 108 unique individuals.

Source: Connecticut Juvenile Training School Advisory Board, Report to the Commissioner of the Department of Children and Families, 2017 Report

Admissions to Journey House (Natchaug) Girls Only • 2016

Age at Time of Admission	All Admissions	
	13–14 years old	1
15 years old	9	38%
16 years old	6	25%
17 years old	6	25%
18 years old	2	8%
19 years old	0	0%
Total Admissions	24	100%

Race/ Ethnicity	Unique Individuals		All Admissions	
	Black (Non-Hispanic)	13	57%	13
White (Non-Hispanic)	5	22%	5	21%
Hispanic	4	17%	5	21%
Other (Non-Hispanic)	1	4%	1	4%
Total	23	100%	24	100%

Source: Department of Children and Families