

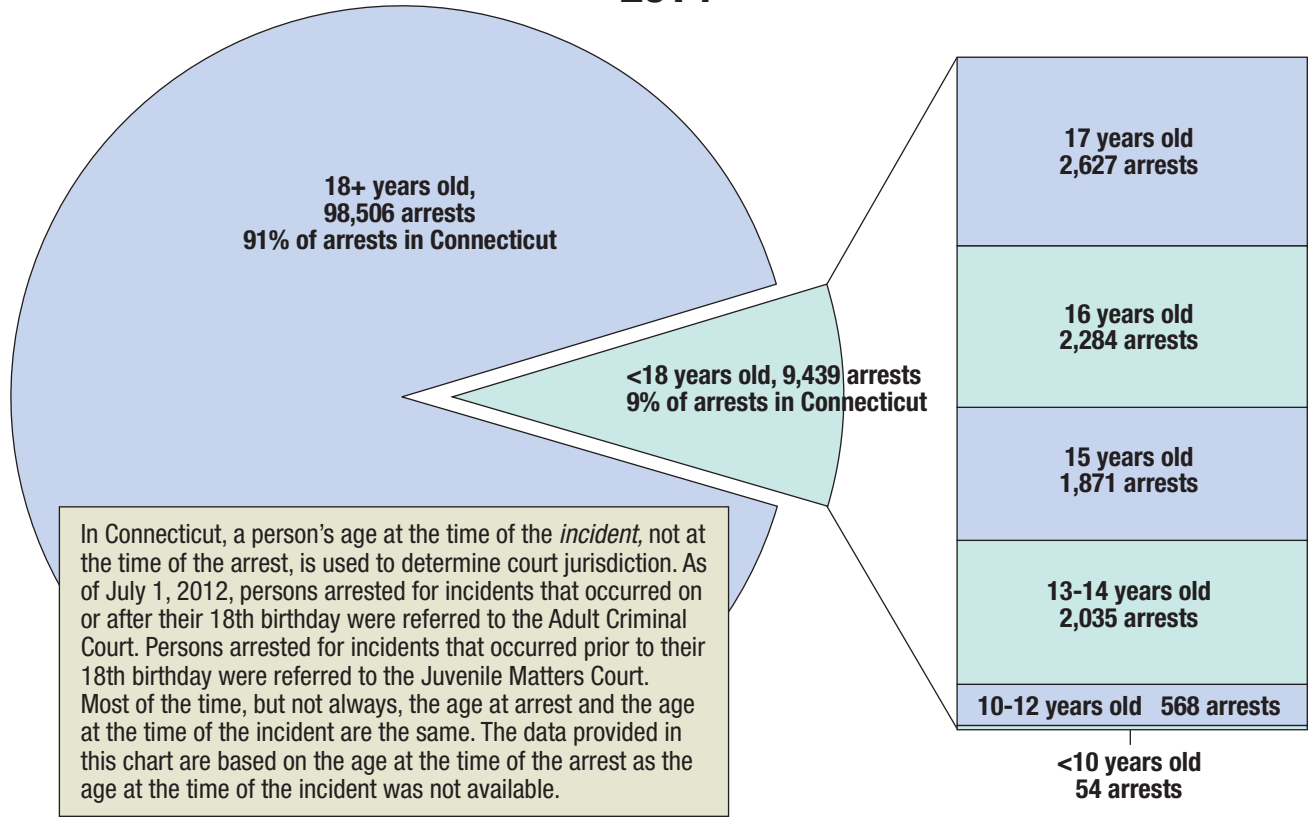
Important Note

The purpose of the “Facts and Figures on Connecticut’s Juvenile Justice System” is to provide an overview of the juveniles moving through the juvenile justice system.

The tables and charts provide the most recent data available when information was compiled for this document.

Data are provided on: arrest, juvenile court referral, use of detention centers, juvenile court disposition and residential placements.

Arrests in Connecticut 2014

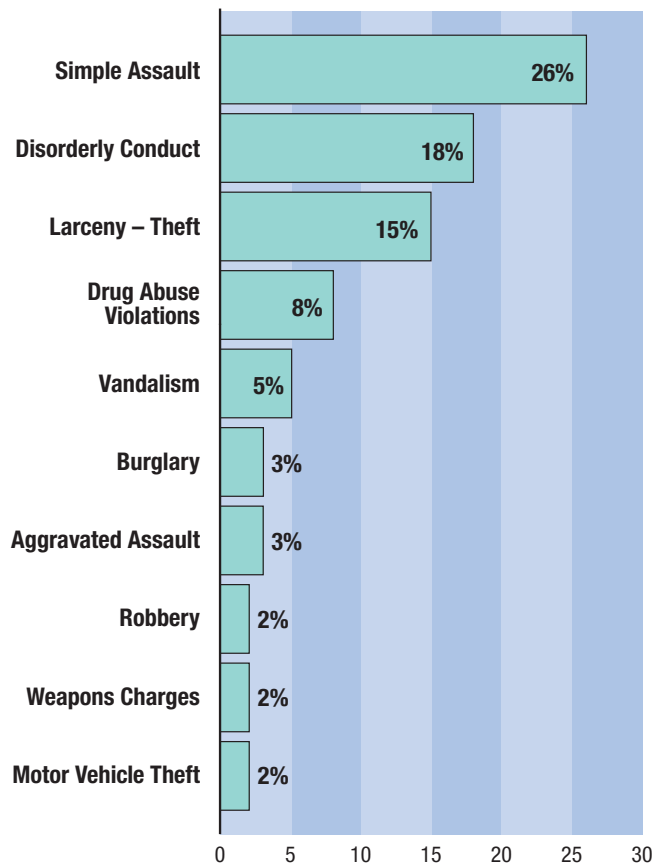


In Connecticut, a person's age at the time of the *incident*, not at the time of the arrest, is used to determine court jurisdiction. As of July 1, 2012, persons arrested for incidents that occurred on or after their 18th birthday were referred to the Adult Criminal Court. Persons arrested for incidents that occurred prior to their 18th birthday were referred to the Juvenile Matters Court. Most of the time, but not always, the age at arrest and the age at the time of the incident are the same. The data provided in this chart are based on the age at the time of the arrest as the age at the time of the incident was not available.

Source: Connecticut Department of Public Safety Crime in Connecticut 2014 Report – <http://www.dpsdata.ct.gov/dps/ucr/ucr.aspx>

Arrests in Connecticut 2014 Most common charges for <18 year olds *

(the most serious charge for the arrest)



The charge types in the chart on the left are based on the national Uniform Crime Reporting (UCR) System and do not directly align with specific statutes in the State of Connecticut. A summary of the UCR descriptions is provided below.

Simple Assault	Assaults which are not of an aggravated type and do not result in serious injury.
Disorderly Conduct	Behavior that disturbs the public peace, scandalizes the community or shocks the public sense of morality.
Larceny	The unlawful taking, carrying, leading or riding away of property from another.
Drug Abuse Violations	Violations of state and local laws relating to the unlawful possession, sale, use, growing, manufacturing and making of narcotic drugs.
Vandalism	Willful or malicious destruction, injury, disfigurement or defacement of property without the consent of the owner or person having custody or control.
Burglary	The unlawful entry of a structure to commit a felony or a theft.
Aggravated Assault	Attack by one person upon another to inflict severe bodily harm often accompanied by the use of a weapon.
Robbery	The taking or attempted taking of anything from the care, custody or control of a person(s) by force or threat of force or violence and/or by putting the victim in fear.
Weapons Charges	Violations of laws or ordinances prohibiting the manufacture, sale, purchase, transportation, possession, concealment or use of firearms, cutting instruments, explosives, incendiary devices or other deadly weapons.
Motor Vehicle Theft	Theft or attempted theft of a motor vehicle.

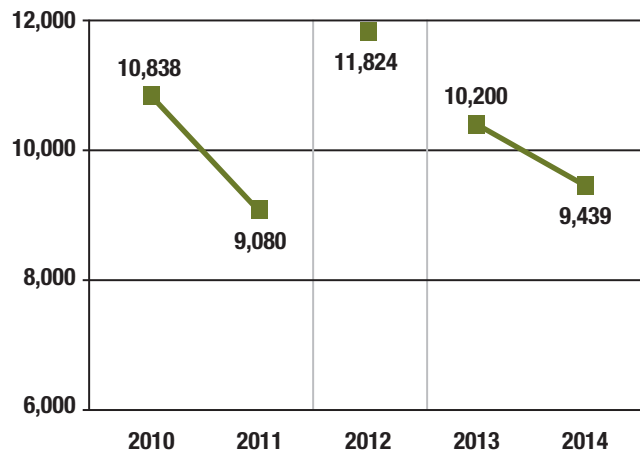
* The charges listed include those that account for 2% or more of the arrests for <18 year olds.

Source: Connecticut Department of Public Safety Crime in Connecticut 2014 Report – <http://www.dpsdata.ct.gov/dps/ucr/ucr.aspx>

Arrests in Connecticut: Trend Analysis

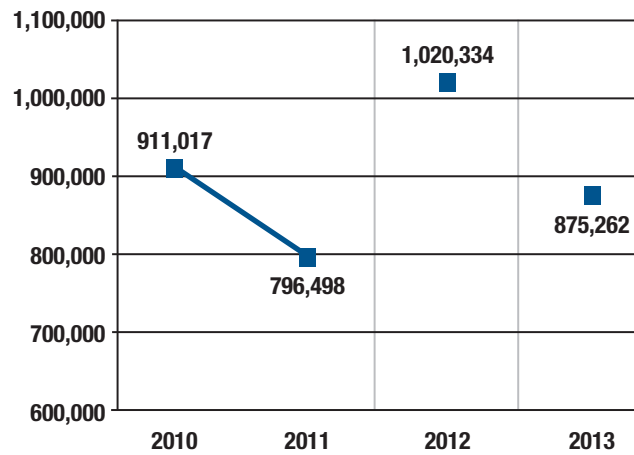
Number of Juvenile Arrests in Connecticut *

Source: Connecticut Department of Public Safety
Crime in Connecticut Reports 2010–2014



Number of Juvenile Arrests in the United States *‡

Source: Federal Bureau of Investigation
Crime in the United States Reports 2010–2013

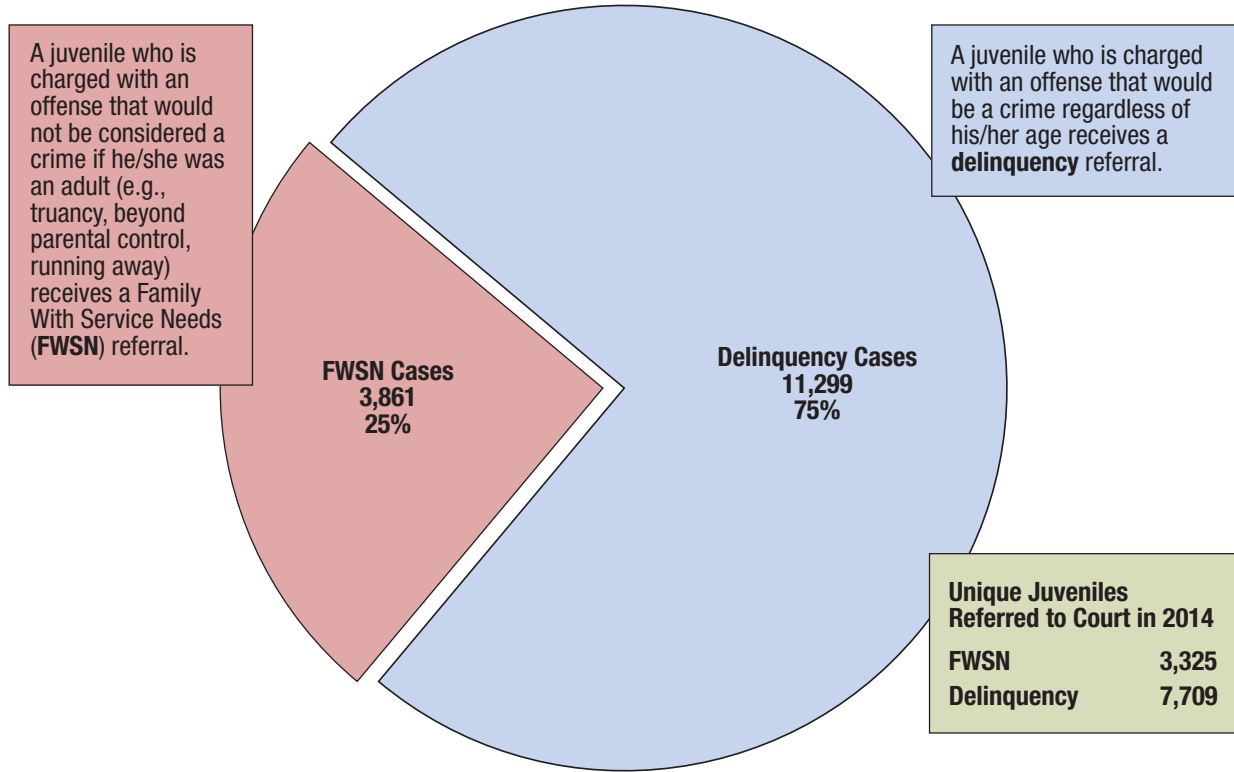


* In 2010 and 2011, juvenile arrests included all persons under the age of 17 at the time of the arrest. Beginning July 1, 2012, juvenile arrests include all persons under the age of 18 at the time of arrest. Due to the changes in the age of jurisdiction, trend comparisons for 2010–2011, 2012 and 2013–2014 are not appropriate.

‡ At this time, the number of juvenile arrests in the U.S. in 2014 is not available. It is anticipated that the data will be released in the fall of 2015.

Referrals to Juvenile Court * – 2014 by Type of Referral

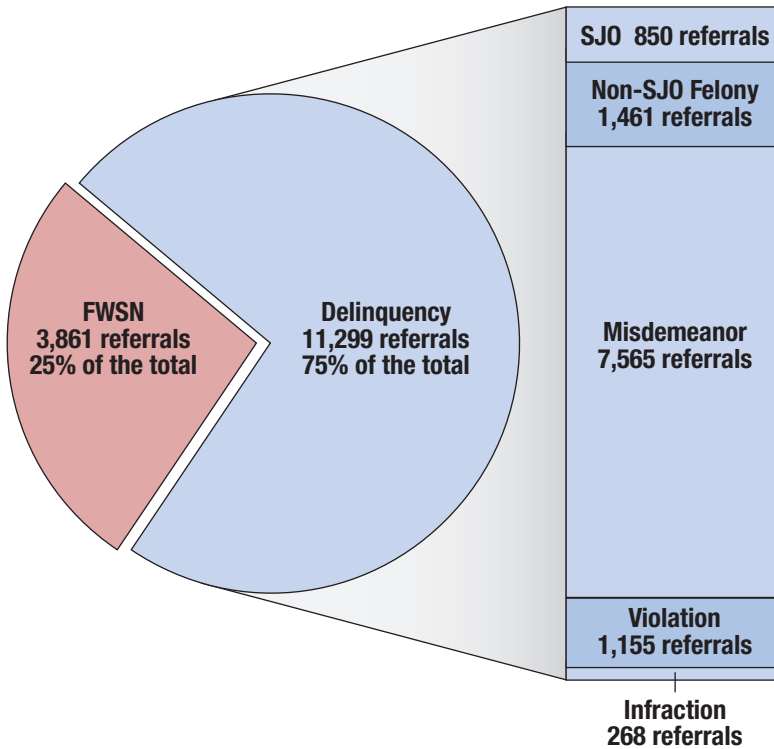
Juveniles who are charged with an offense that was committed before their 18th birthday are under the jurisdiction of the juvenile court. However, there are some specific offenses that are excluded from juvenile court for 16 & 17 year olds. For more information see CGS 46b-120.



* Individual juveniles may have multiple referrals to court.

Source: State of Connecticut Judicial Branch, Case Management Information System (CMIS)

Delinquency Referrals to Juvenile Court * 2014 by Most Serious Charge on the Referral

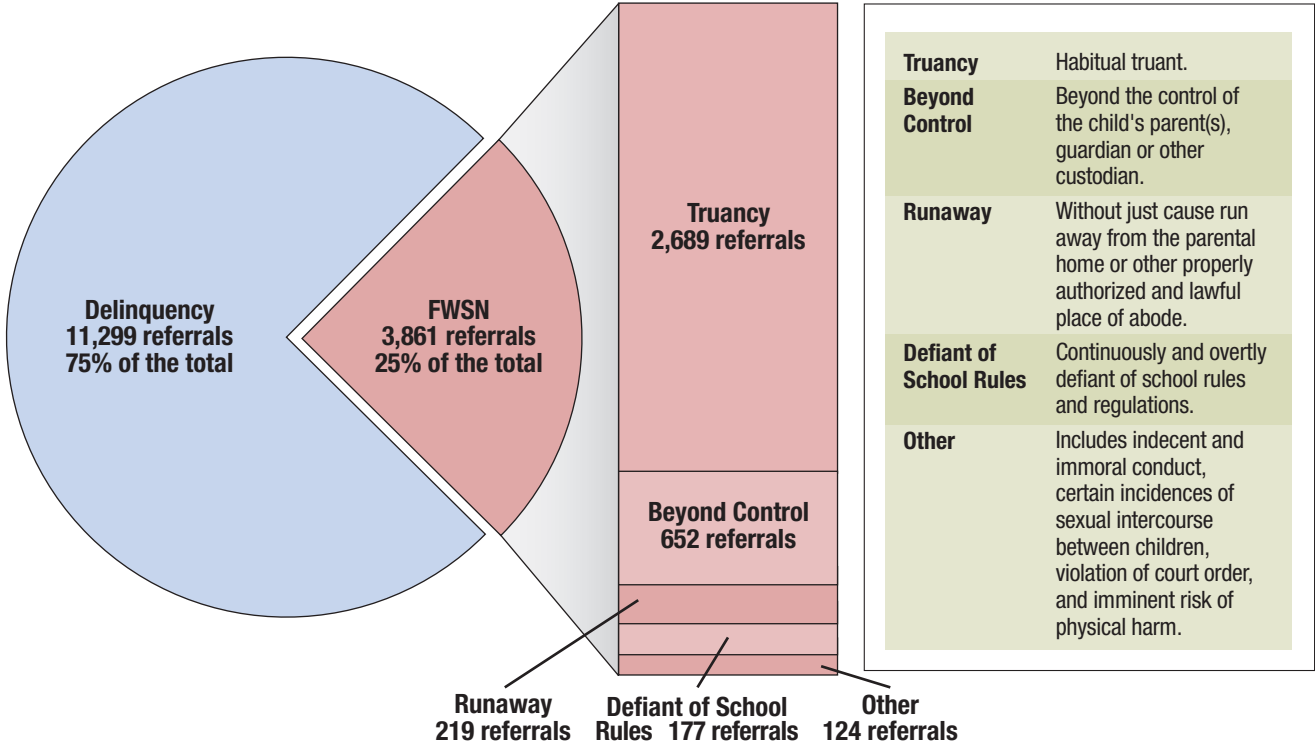


Serious Juvenile Offense (SJO)	CT legislation defines about 50 specific offenses as Serious Juvenile Offenses (SJO). Commonly charged SJOs are risk of injury to a minor, possession of a weapon on school grounds, sale of a controlled substance, and the most serious incidents of assault, sexual assault and robbery.
Non-SJO Felony	Includes felonies that are not designated as SJO. Common charges for juveniles are burglary, carry/sell a dangerous weapon, larceny and criminal mischief.
Misdemeanor	Most common charges for juveniles include breach of peace, simple assault, shop lifting and disorderly conduct.
Violation	Typically a violation of probation or violation of a court order.
Infraction	Most common charges are simple trespass and operating a motor vehicle without a license.

* Individual juveniles may have multiple referrals to court.

Source: State of Connecticut Judicial Branch, Case Management Information System (CMIS)

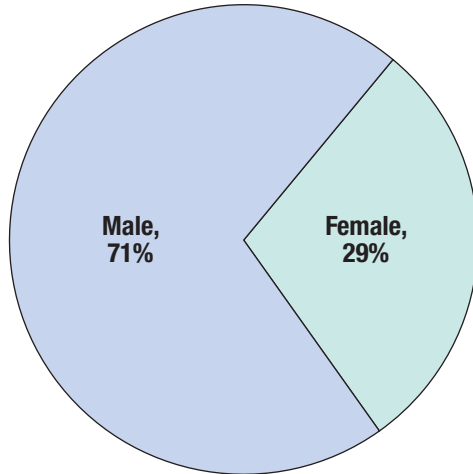
FWSN Referrals to Juvenile Court * 2014 By Type of FWSN Charge



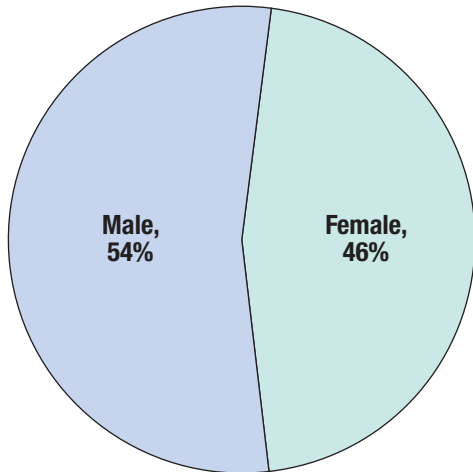
* Individual juveniles may have multiple referrals to court.

Source: State of Connecticut Judicial Branch, Case Management Information System (CMIS)

Delinquency Referrals By Gender



FWSN Referrals By Gender



**Referrals to Juvenile Court
2014 By Gender, Age and Race/Ethnicity**

Referrals By Age

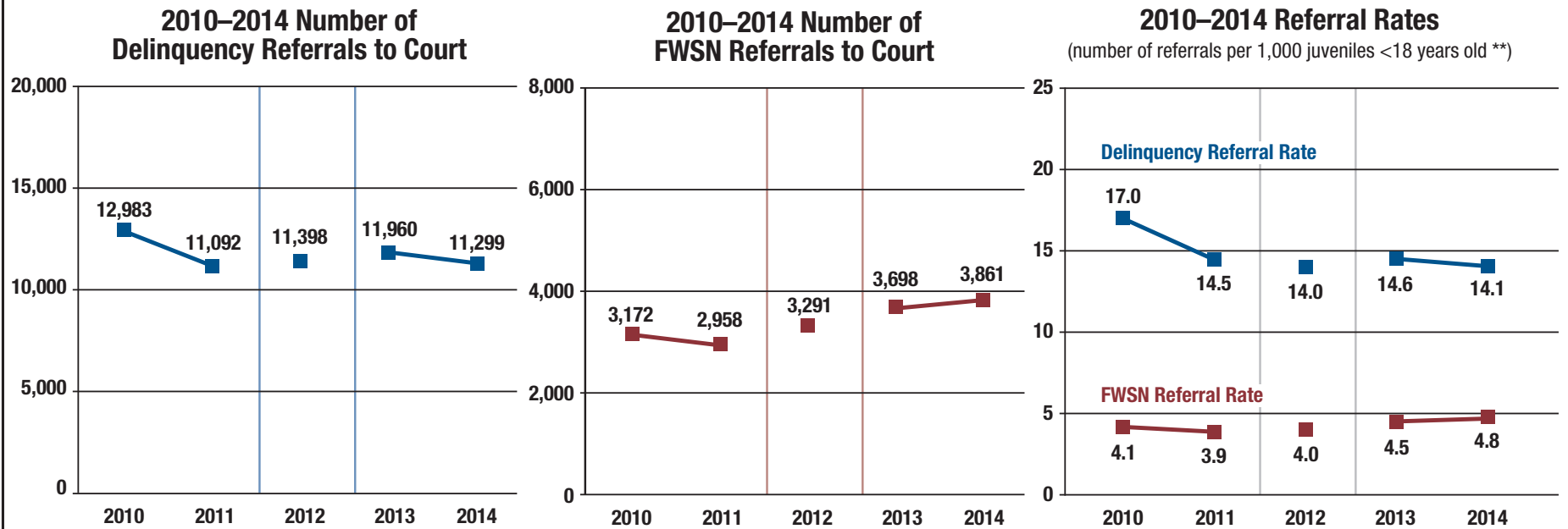
	Delinquency		FWSN	
<12 years old	221	2%	198	5%
12 years old	384	3%	206	5%
13 years old	859	8%	377	10%
14 years old	1,467	13%	569	15%
15 years old	2,332	21%	923	24%
16 years old	2,791	25%	1,032	27%
17+ years old	3,245	29%	556	14%
	11,299	100%	3,861	100%

Referrals By Race/Ethnicity

	Delinquency		FWSN	
Black (Non-Hispanic)	4,118	36%	755	20%
Hispanic	2,735	24%	1,278	33%
White (Non-Hispanic)	4,237	37%	1,271	33%
Other (Non-Hispanic)	79	1%	49	1%
Missing Data	130	1%	508	13%
	11,299	100%	3,861	100%

Source: State of Connecticut Judicial Branch,
Case Management Information System (CMIS)

Referrals to Juvenile Court – Trend Analysis *



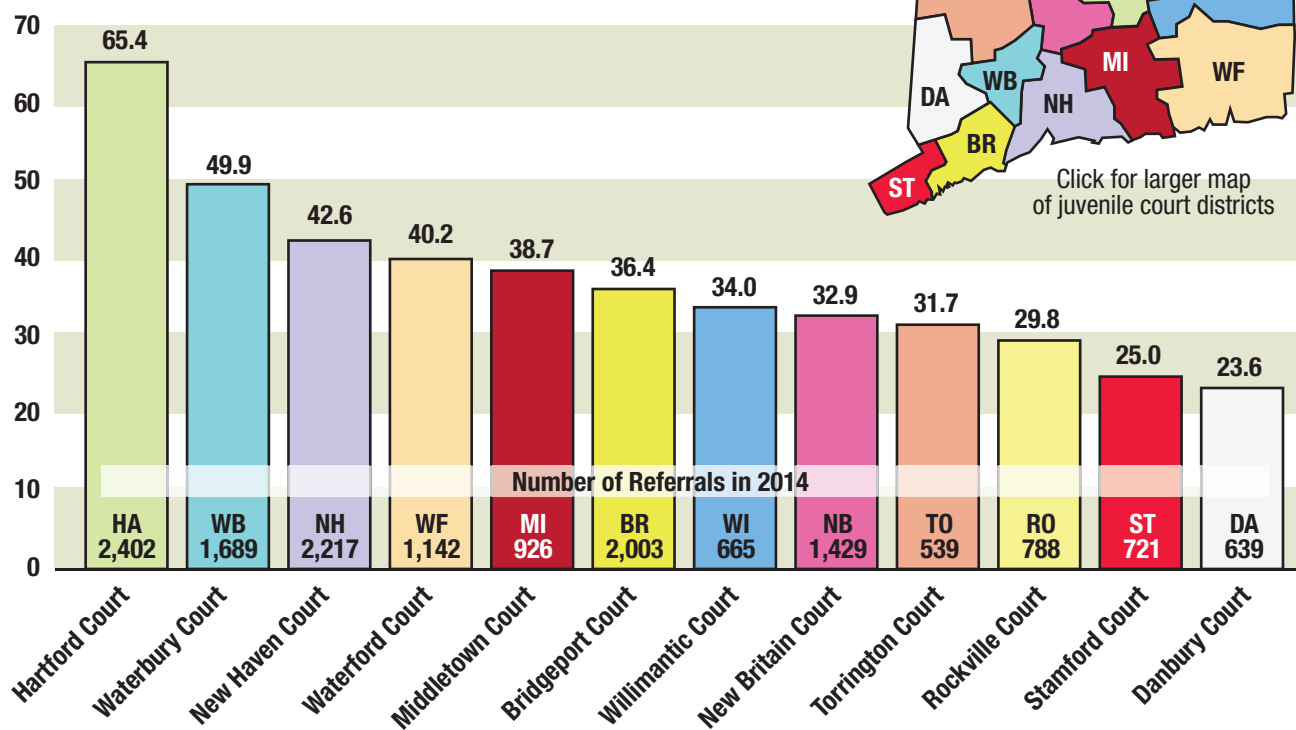
* In 2010 and 2011, juveniles who are charged with an offense that was committed when they were 16 years old or younger were under the jurisdiction of the juvenile court. On July 1, 2012, CT law changed adding juveniles who are charged with an offense that was committed when they were 17 years old to the jurisdiction of the juvenile court. For this reason, trend comparisons between 2010-2011, 2012 and 2013-2014 are not appropriate.

** For 2006 through 2011, the rate is per 1,000 juveniles < 16 years old.

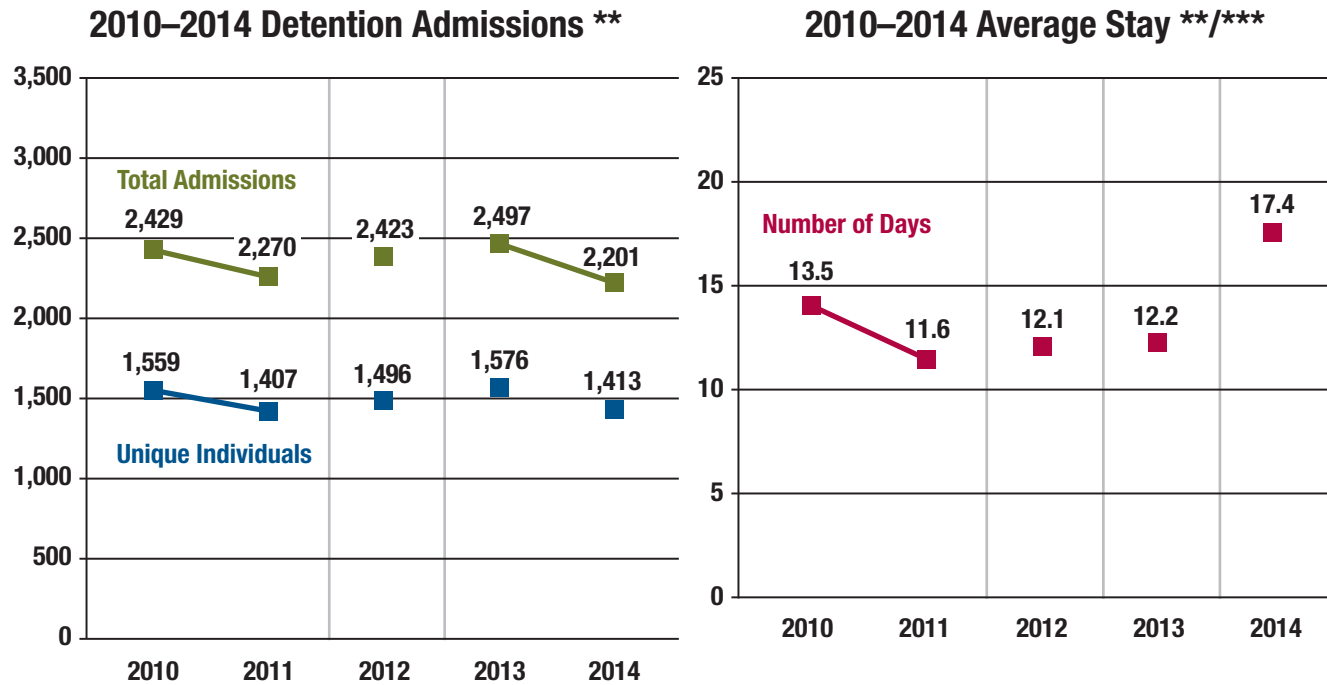
Source: State of Connecticut Judicial Branch, Case Management Information System and U.S. Census Bureau population estimates.

Referrals to Juvenile Court 2014 Referral Rates by Juvenile Court District

(Delinquency and FWSN Referrals per 1,000 Juveniles 10–17 years old)



Admissions to Detention at the Bridgeport and Hartford Detention Centers * Trend Analysis

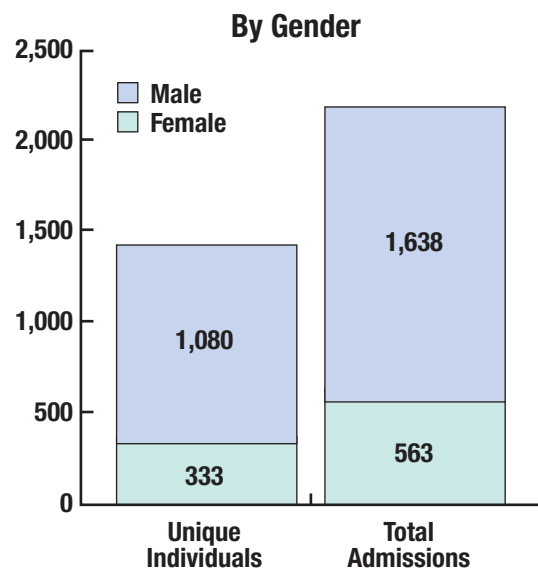


* Only individuals accused of delinquent acts can be admitted to a detention center.
Prior to 2012, there was a third Detention Center located in New Haven.

** In 2010 and 2011 juveniles who are charged with an offense that was committed when they were 16 years old were under the jurisdiction of the juvenile court. On July 1, 2012, Connecticut law changed adding juveniles who are charged with an offense that was committed when they were 17 years old to the jurisdiction of the juvenile court. For this reason, trend comparisons for 2010-2011, 2012 and 2013-2014 are not appropriate.

*** In 2014 the new record management system in place (CMIS-II) included a detention stay variable that calculated the length of stay using the first admission date and the final release date. In prior years, the detention stay variable was calculated by assessing the various date and movement codes in the system to create a detention stay variable. Due to changes in the calculation methodology, 2014 average stay should not be compared to past years.

Admissions to Detention at the Bridgeport and Hartford Detention Centers* – 2014 By Gender and Race/Ethnicity



By Race/Ethnicity

	Unique Individuals		All Admissions	
Black (Non-Hispanic)	649	46%	1,033	47%
Hispanic	425	30%	679	31%
White (Non-Hispanic)	316	22%	462	21%
Other (Non-Hispanic)	9	1%	13	1%
Missing	14	1%	14	1%
	1,413	100%	2,201	100%

* In 2011, the New Haven Detention Center was closed. Only individuals accused of delinquent acts can be admitted to a detention center.

Source: State of Connecticut Judicial Branch, Case Management Information System (CMIS)

Dispositions in Juvenile Court *

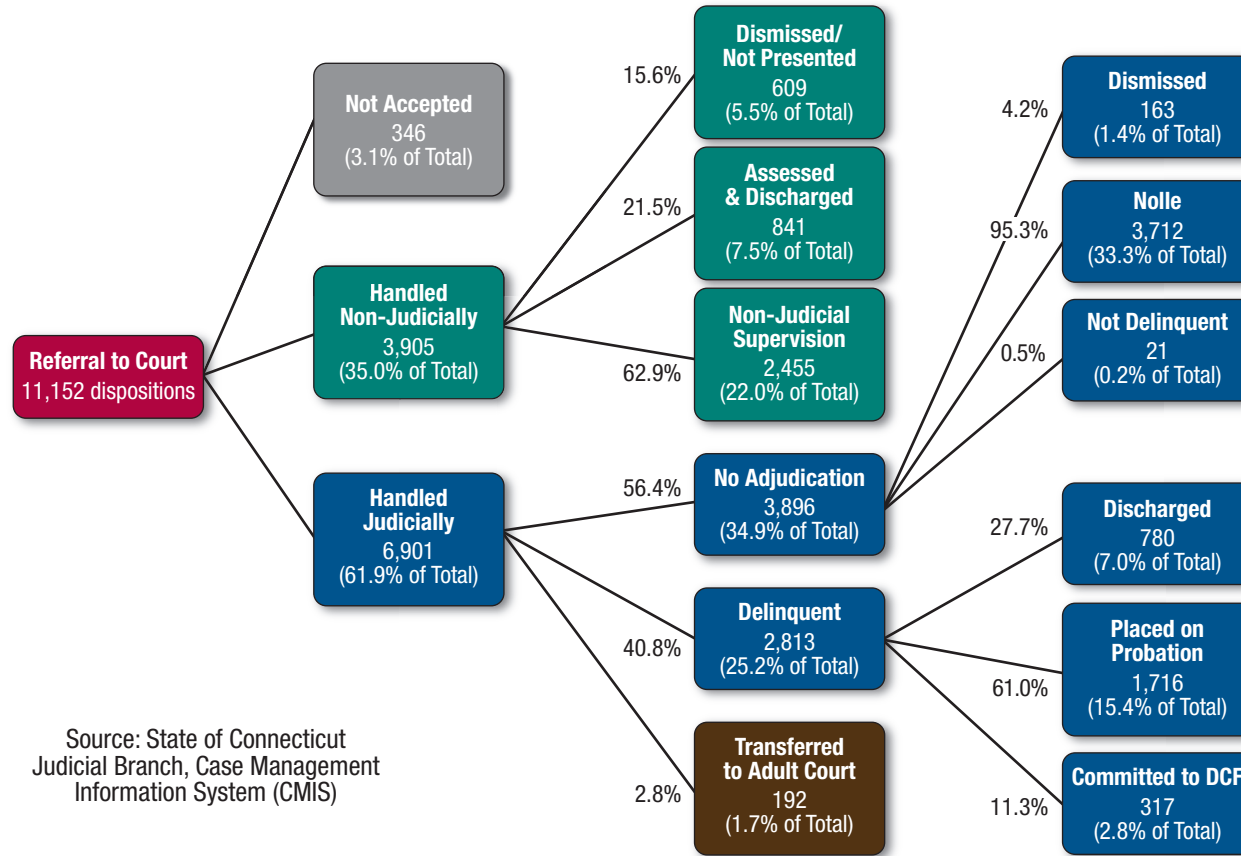
2014 Dispositional Categories by Type of Referral

	Delinquency	FWSN		
Not Accepted	346	685	Not Accepted	Includes cases where it was determined court intervention was not necessary/appropriate and was returned to the referring agency
No Adjudication	5,346	1,368	No Adjudication	Includes cases disposed as dismissed, withdrawn, assessed and discharged, nolle, and not adjudicated.
Adjudication, Discharge	780	1	Adjudication, Discharge	Includes cases where the juvenile was adjudicated for the charge and then discharged.
Supervision/ Probation	4,171	1,889	Supervision/ Probation	Includes cases where the juvenile was placed on non-judicial supervision, or adjudicated and placed on probation or supervision.
Commitment to DCF	317	3	Commitment to DCF	Includes cases where the juvenile was adjudicated and committed to the Department of Children and Families.
Transfer to Adult Criminal Court	192	na	Transfer to Adult Criminal Court	Includes cases that were transferred to the Adult Criminal Court.

* Individual juveniles may have multiple cases disposed within the time period.

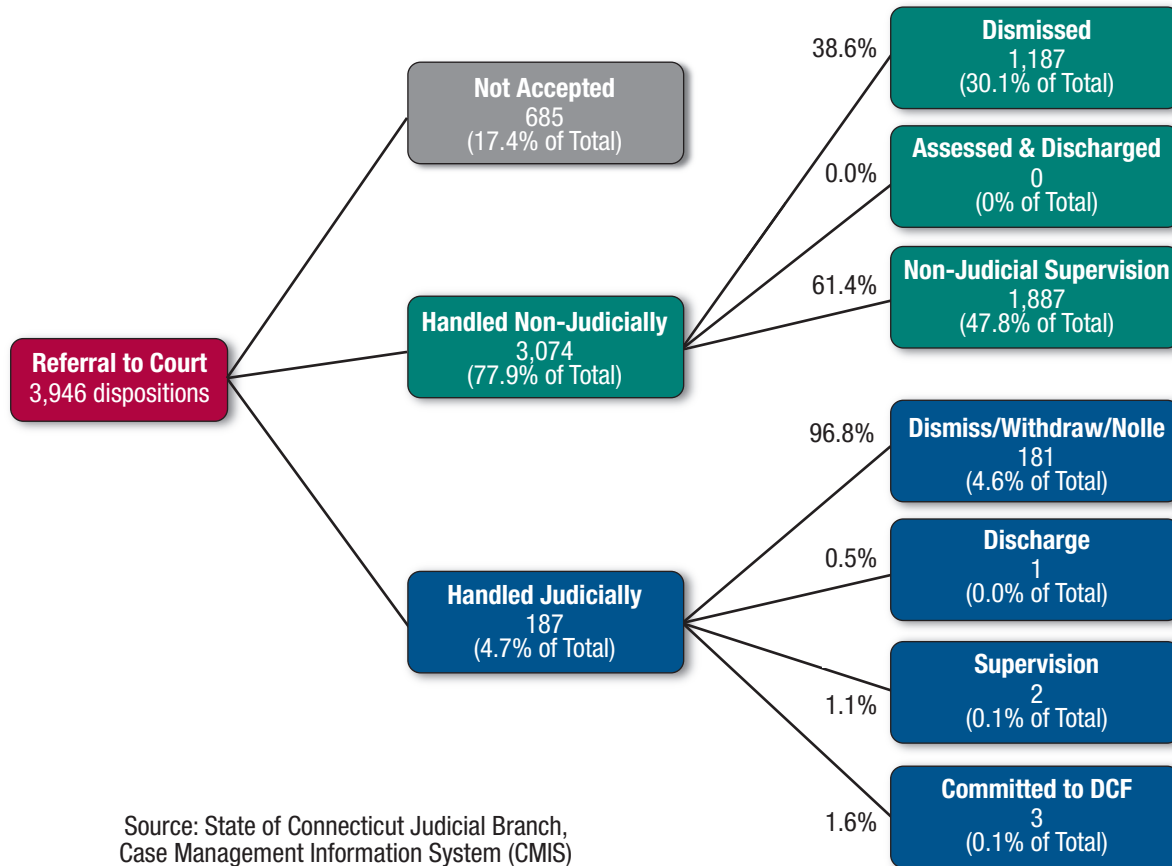
Source: State of Connecticut Judicial Branch, Case Management Information System (CMIS)

Delinquency Dispositions in Juvenile Court – 2014



Source: State of Connecticut
Judicial Branch, Case Management
Information System (CMIS)

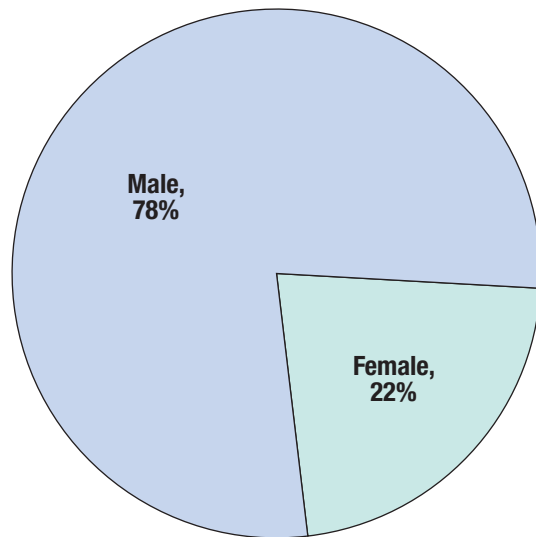
FWSN Dispositions in Juvenile Court – 2014



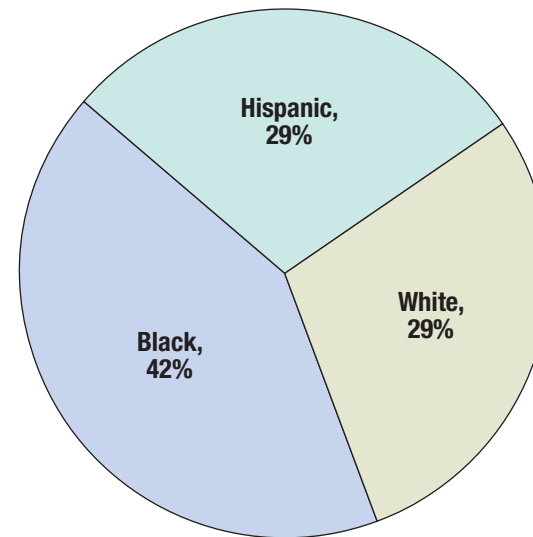
Source: State of Connecticut Judicial Branch, Case Management Information System (CMIS)

Delinquency Dispositions in Juvenile Court 2014 Probation Dispositions by Gender and Race/Ethnicity

Probation Dispositions
by Gender



Probation Dispositions
by Race/Ethnicity *

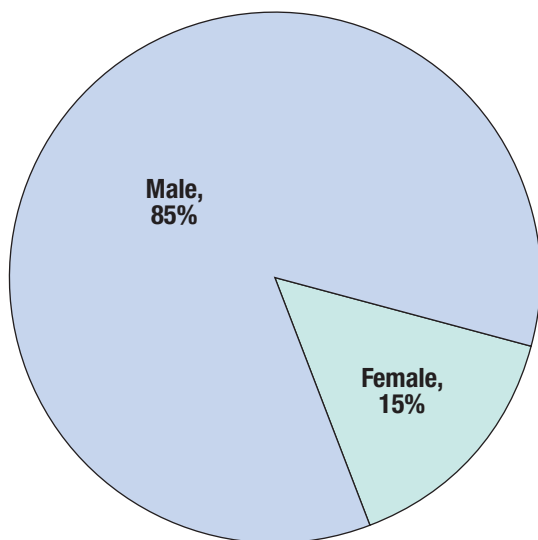


* This figure excludes 12 juveniles classified as "Asian/Pacific Islander or Alaskan Native/American Indian" and 3 juveniles with no race specified.

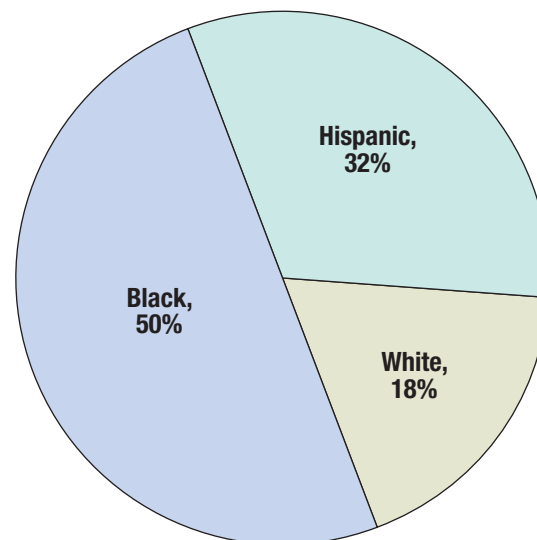
Source: State of Connecticut Judicial Branch, Case Management Information System (CMIS)

Delinquency Dispositions in Juvenile Court 2014 DCF Commitment Dispositions by Gender and Race/Ethnicity

DCF Commitment Dispositions
by Gender



DCF Commitment Dispositions
by Race/Ethnicity *

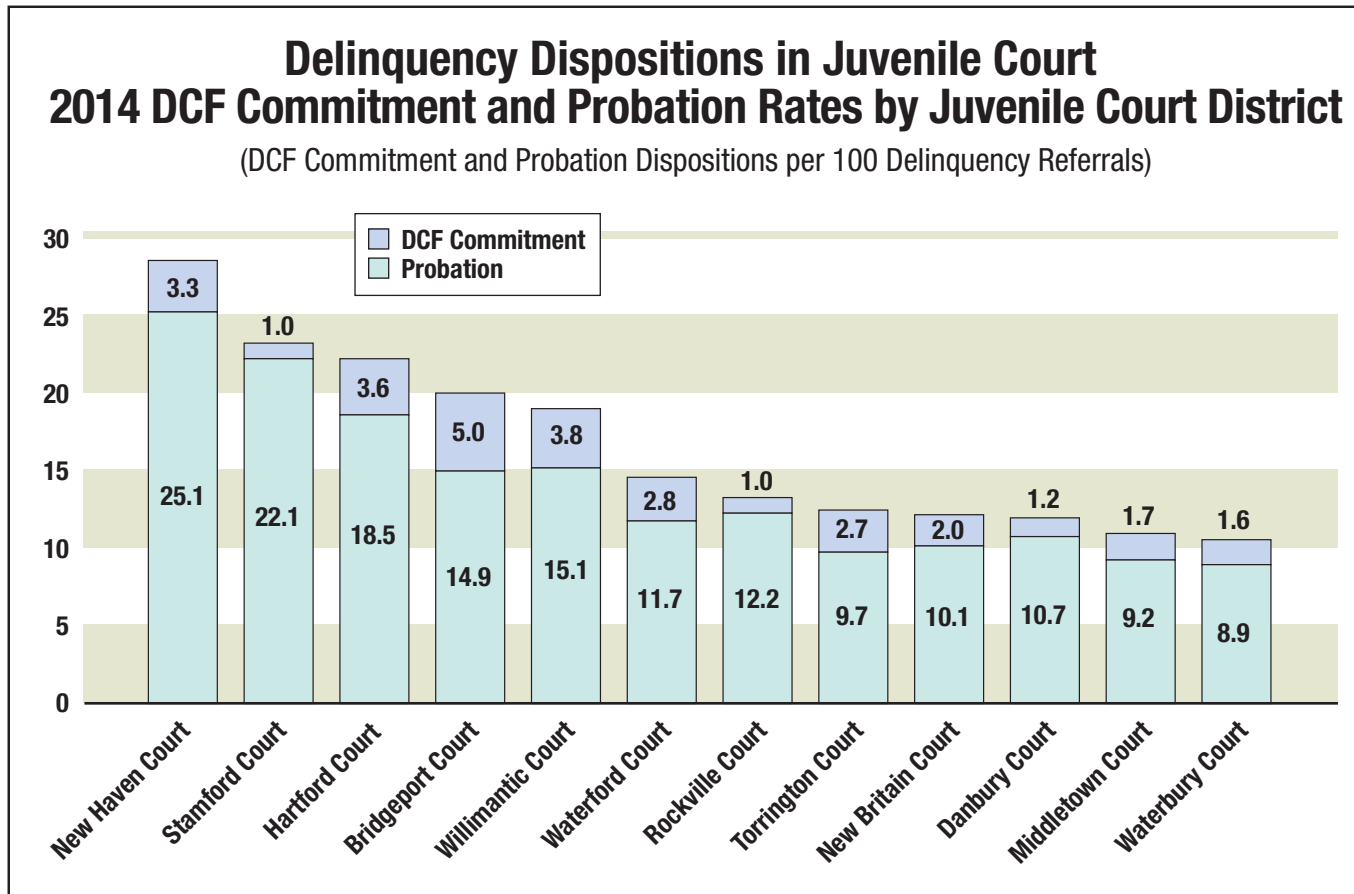


* This figure excludes 5 juveniles classified as "Asian/Pacific Islander" and 2 juveniles with no race specified.

Source: State of Connecticut Judicial Branch, Case Management Information System (CMIS)

Delinquency Dispositions in Juvenile Court 2014 DCF Commitment and Probation Rates by Juvenile Court District

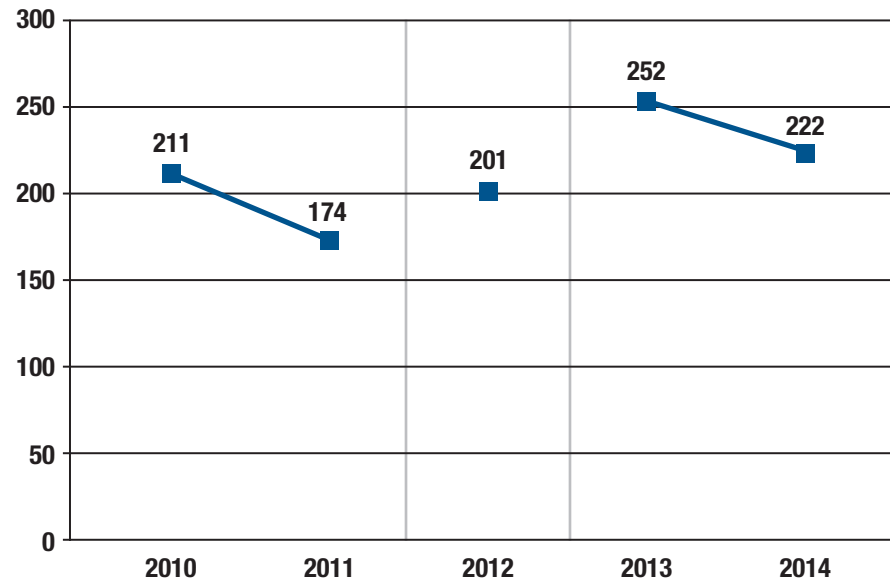
(DCF Commitment and Probation Dispositions per 100 Delinquency Referrals)



Total Admissions to the Connecticut Juvenile Training School (CJTS) Boys Only * • Trend Analysis

Number of Admissions **

Source: CJTS



* In 2010 and 2011, juveniles who are charged with an offense that was committed when they were 16 years old were under the jurisdiction of the juvenile court. On July 1, 2012, CT law changed adding juveniles who were charged with an offense that was committed when they were 17 years old to the jurisdiction of the juvenile court. For this reason, trend comparisons between 2010-2011, 2012 and 2013-2014 are not appropriate.

** Includes juveniles admitted from court or parole violation.

Source: Connecticut Juvenile Training School Advisory Board Report to the Commissioner of the Department of Children and Families, 2007–2015 Reports

Admissions to Connecticut Juvenile Training School Boys Only • 2014

Age at Time of Admission	All Admissions		Race/Ethnicity				
			Unique Individuals		All Admissions		
13 years old	0	0%	Black (Non-Hispanic)	90	45%	109	49%
14 years old	13	6%	White (Non-Hispanic)	26	13%	30	14%
15 years old	33	15%	Hispanic	62	31%	68	31%
16 years old	51	23%	Other (Non-Hispanic)	23	11%	15	7%
17 years old	87	39%	Total	201	100%	222	100%
18 years old *	36	16%					
19 years old *	2	1%					
Total Number of Admissions **	222	100%					

* CJTS provides services to male juveniles who committed their offense prior to age 18.

** There were 222 admissions of 201 unique individuals.

Source: Connecticut Juvenile Training School Advisory Board, Report to the Commissioner of the Department of Children and Families, 2015 Report

Admissions to Pueblo (CJTS) and Journey House (Natchaug) Girls Only • 2014

Age at Time of Admission

	Pueblo (CJTS) *		Journey House (Natchaug) **	
15 years old	4	13%	8	29%
16 years old	9	29%	7	25%
17 years old	12	39%	12	43%
18 years old	6	19%	1	4%
Total Admissions	31	100%	28	100%

* There were 31 admissions of 23 unique individuals.

** There were 28 admissions of 23 unique individuals.

Note: Pueblo opened in March 2014.

Some girls could have been in both facilities in 2014.

Source: Department of Children and Families

Race/Ethnicity

	Pueblo (CJTS)				Journey House (Natchaug)			
	Unique Individuals		All Admissions		Unique Individuals		All Admissions	
Black (Non-Hispanic)	6	26%	7	23%	6	26%	7	25%
White (Non-Hispanic)	7	30%	11	35%	8	35%	11	39%
Hispanic	7	30%	9	29%	8	35%	9	32%
Other (Non-Hispanic)	3	13%	4	13%	1	4%	1	4%
Total	23	100%	31	100%	23	100%	28	100%