

HIV in Connecticut

Data reported through 2019


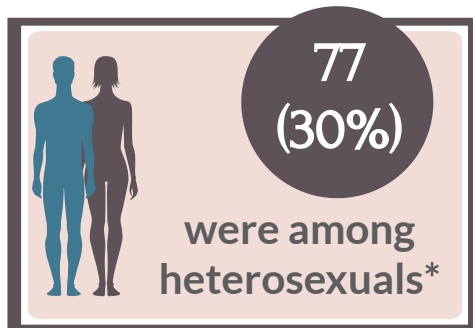
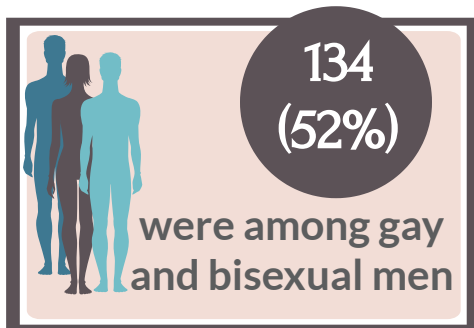


Connecticut Department of Public Health

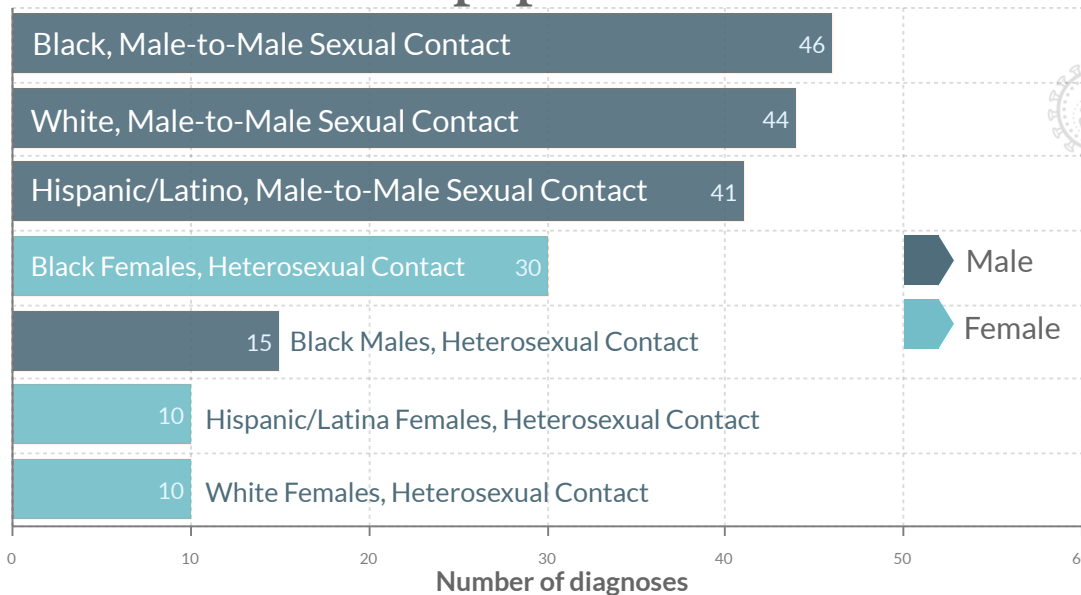
January 2020

In 2018, 258 new HIV infections were reported to DPH.

Of the 258 newly identified HIV diagnoses in 2018:



2018 HIV Diagnoses in Connecticut, Most Affected Subpopulations



REPORTED TOTALS 1981 - 2018

21,812

ALL HIV-INFECTED PEOPLE LIVING OR DECEASED

8,749

PEOPLE WHO INJECT DRUGS

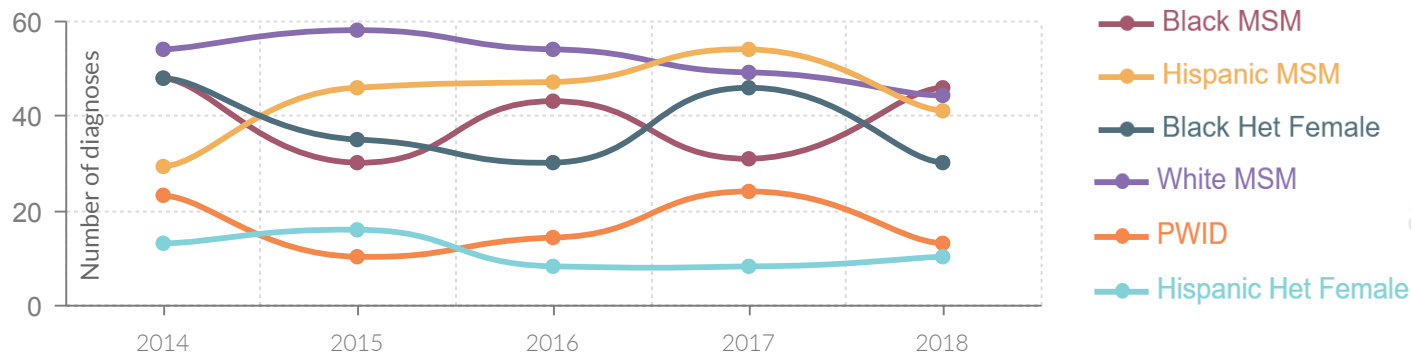
5,745

GAY OR BISEXUAL MEN

4,915

HETEROSEXUALS

5-Year Trends in Subpopulations, 2014-2018:



* Heterosexual transmission category includes presumed heterosexual risk

** PWID: People who inject drugs

Black/African Americans account for 12% of the CT population and 42% of new HIV diagnoses

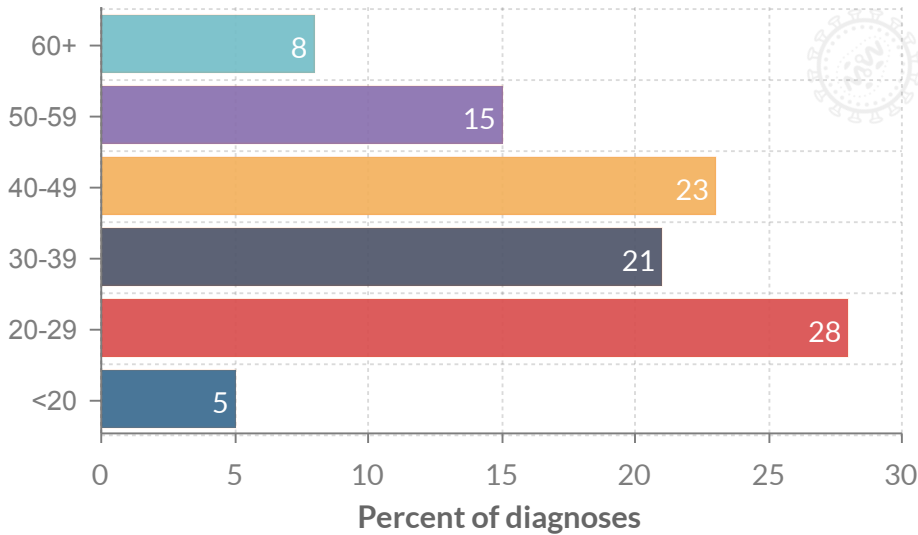
Hispanic/Latinx account for 16% of the CT population and 26% of new HIV diagnoses



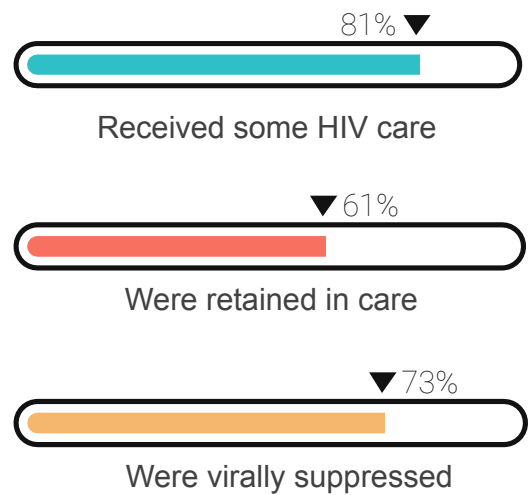
10,574

People in CT are **LIVING WITH HIV**

HIV Diagnoses by Age-group, 2018



FOR PEOPLE LIVING WITH HIV




 People diagnosed with HIV in CT who died in 2018 **168**



Coming soon...

Epi Profile 2020

The HIV Surveillance Program is gearing up to satisfy the CDC grant requirement to produce a full Epidemiological Profile within each 5-year grant cycle. This is our primary product and will also be updated to a new, user-friendly format.

HIV Surveillance Website

Plans are in motion to provide HIV surveillance data consumers with a newly designed "statistics" web page to enhance user experience by providing more visual data, improved layout, health literacy, and simplified navigation menus.



For more HIV surveillance data visit: www.ct.gov/dph/hivsurveillance