

Provider Activity


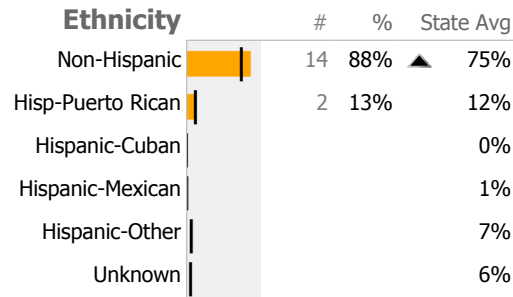
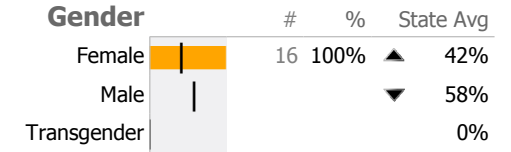
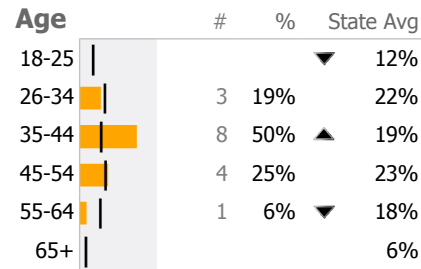
Monthly Trend	Measure	Actual	1 Yr Ago	Variance %
	Unique Clients	16	16	0%
	Admits			
	Discharges			
	Service Hours		-	

▲ > 10% Over 1 Yr Ago ▼ > 10% Under 1Yr Ago

Clients by Level of Care

Program Type	Level of Care Type	#	%
Mental Health	Case Management	16	100.0%

Client Demographics



■ Unique Clients | State Avg ▲ > 10% Over State Avg ▼ > 10% Under State Avg

Survey Data Not Available

