

### Provider Activity

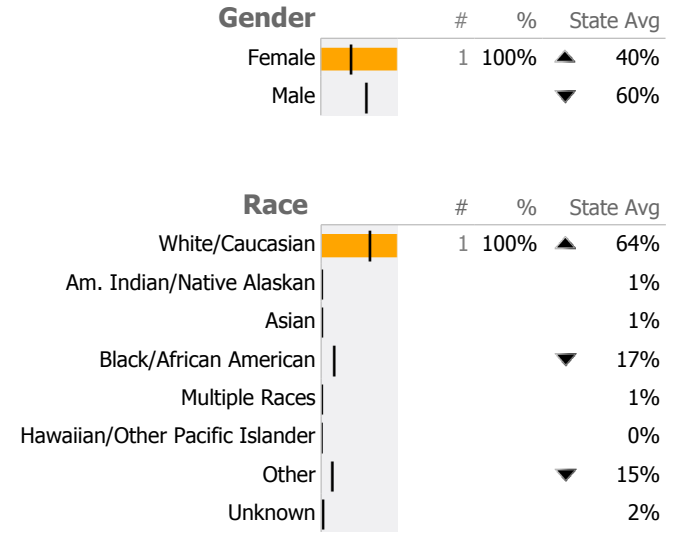
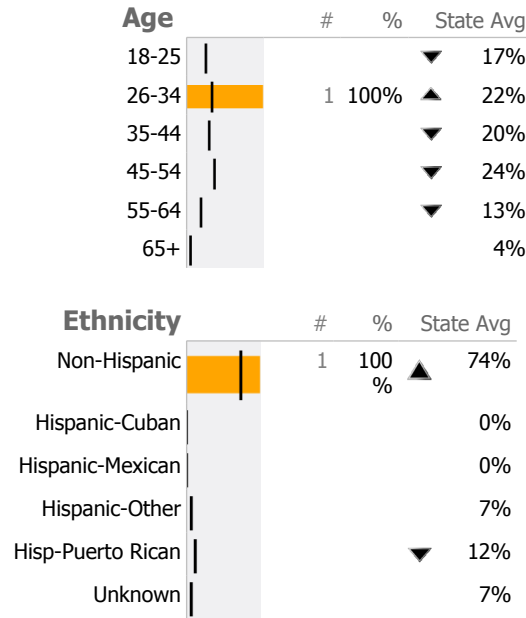
12 Month Trend	Measure	Actual	1 Yr Ago	Variance %	
	Unique Clients	1	5	-80%	▼
	Admits	1	5	-80%	▼
	Discharges	1	5	-80%	▼
	Bed Days	7	7	0%	

▲ > 10% Over 1 Yr Ago    ▼ > 10% Under 1Yr Ago

### Unique Clients by Level of Care

Program Type	Level of Care Type	#	%
<b>Mental Health</b>	Inpatient Services	1	100.0%

### Client Demographics



■ Unique Clients    | State Avg    ▲ > 10% Over State Avg    ▼ > 10% Under State Avg

Survey Data Not Available

### Program Activity


Measure	Actual	1 Yr Ago	Variance %
Unique Clients	1	5	-80% ▼
Admits	1	5	-80% ▼
Discharges	1	5	-80% ▼
Bed Days	7	7	0%

### Discharge Outcomes


	Actual % vs Goal %	Actual	Actual %	Goal %	State Avg	Actual vs Goal
✓ Treatment Completed Successfully		1	100%	95%	69%	5%
✓ No Re-admit within 30 Days of Discharge		1	100%	85%	86%	15% ▲
● Follow-up within 30 Days of Discharge		0	0%	90%	42%	-90% ▼

### Bed Utilization

	12 Months Trend	Beds	Avg LOS	Turnover	Actual %	Goal %	State Avg	Actual vs Goal
✓ Avg Utilization Rate		2	7 days	2.0	6%	90%	111%	6%



### Data Submitted to DMHAS by Month



\* State Avg based on 26 Active Acute Psychiatric Programs