

# XEROX CENTRE

HARTFORD, CONNECTICUT

## OWNER

**XEROX - HARTFORD ASSOCIATES**  
 5 WETHERFIELD AVENUE  
 HARTFORD, CT 06184  
 TELEPHONE: 203-737-0493

## ARCHITECTS

**BECKET**  
**WELTON BECKET ASSOCIATES ARCHITECTS**  
 200 MADISON AVE.  
 NEW YORK, NEW YORK 10016  
 TELEPHONE: 212-686-8664

## CONSULTANTS

|  |   |
|--|---|
| <b>ARCHITECTURAL</b><br>BRENNAN BEER GORMAN<br>515 Madison Avenue<br>New York, N.Y. 10022<br>212-688-7463        | <b>MECHANICAL</b><br>BURTON AND VAN NORTWICK<br>10 North Main Street<br>Meriden, CT 06457<br>203-236-2365 |
| <b>STRUCTURAL</b><br>LEV ZETLIN ASSOCIATES<br>467 Avenue of the Americas<br>New York, N.Y. 10011<br>212-741-1300 | <b>LANDSCAPE</b><br>CR 3 Inc.<br>571 Hopewell Street<br>Simsbury, CT 06070<br>203-658-1988                |

## GENERAL NOTES

1. General Note: Office Tower, 200 Madison Ave., New York, N.Y. 10016 (Location 42.33)
2. Representative Title: Office Tower, 200 Madison Ave., New York, N.Y. 10016 (Location 42.33)
3. Representative Title: Office Tower, 200 Madison Ave., New York, N.Y. 10016 (Location 42.33)
4. Representative Title: Office Tower, 200 Madison Ave., New York, N.Y. 10016 (Location 42.33)
5. Representative Title: Office Tower, 200 Madison Ave., New York, N.Y. 10016 (Location 42.33)

## BUILDING AREAS

| Floor | Area | Use    | Area | Use    | Area | Use    | Area | Use    |
|-------|------|--------|------|--------|------|--------|------|--------|
| 1     | 6000 | Office | 6000 | Office | 6000 | Office | 6000 | Office |
| 2     | 6000 | Office | 6000 | Office | 6000 | Office | 6000 | Office |
| 3     | 6000 | Office | 6000 | Office | 6000 | Office | 6000 | Office |
| 4     | 6000 | Office | 6000 | Office | 6000 | Office | 6000 | Office |
| 5     | 6000 | Office | 6000 | Office | 6000 | Office | 6000 | Office |
| 6     | 6000 | Office | 6000 | Office | 6000 | Office | 6000 | Office |
| 7     | 6000 | Office | 6000 | Office | 6000 | Office | 6000 | Office |
| 8     | 6000 | Office | 6000 | Office | 6000 | Office | 6000 | Office |
| 9     | 6000 | Office | 6000 | Office | 6000 | Office | 6000 | Office |
| 10    | 6000 | Office | 6000 | Office | 6000 | Office | 6000 | Office |
| 11    | 6000 | Office | 6000 | Office | 6000 | Office | 6000 | Office |
| 12    | 6000 | Office | 6000 | Office | 6000 | Office | 6000 | Office |
| 13    | 6000 | Office | 6000 | Office | 6000 | Office | 6000 | Office |
| 14    | 6000 | Office | 6000 | Office | 6000 | Office | 6000 | Office |
| 15    | 6000 | Office | 6000 | Office | 6000 | Office | 6000 | Office |
| 16    | 6000 | Office | 6000 | Office | 6000 | Office | 6000 | Office |
| 17    | 6000 | Office | 6000 | Office | 6000 | Office | 6000 | Office |
| 18    | 6000 | Office | 6000 | Office | 6000 | Office | 6000 | Office |
| 19    | 6000 | Office | 6000 | Office | 6000 | Office | 6000 | Office |
| 20    | 6000 | Office | 6000 | Office | 6000 | Office | 6000 | Office |
| 21    | 6000 | Office | 6000 | Office | 6000 | Office | 6000 | Office |
| 22    | 6000 | Office | 6000 | Office | 6000 | Office | 6000 | Office |
| 23    | 6000 | Office | 6000 | Office | 6000 | Office | 6000 | Office |
| 24    | 6000 | Office | 6000 | Office | 6000 | Office | 6000 | Office |
| 25    | 6000 | Office | 6000 | Office | 6000 | Office | 6000 | Office |
| 26    | 6000 | Office | 6000 | Office | 6000 | Office | 6000 | Office |
| 27    | 6000 | Office | 6000 | Office | 6000 | Office | 6000 | Office |
| 28    | 6000 | Office | 6000 | Office | 6000 | Office | 6000 | Office |
| 29    | 6000 | Office | 6000 | Office | 6000 | Office | 6000 | Office |
| 30    | 6000 | Office | 6000 | Office | 6000 | Office | 6000 | Office |
| 31    | 6000 | Office | 6000 | Office | 6000 | Office | 6000 | Office |
| 32    | 6000 | Office | 6000 | Office | 6000 | Office | 6000 | Office |
| 33    | 6000 | Office | 6000 | Office | 6000 | Office | 6000 | Office |
| 34    | 6000 | Office | 6000 | Office | 6000 | Office | 6000 | Office |
| 35    | 6000 | Office | 6000 | Office | 6000 | Office | 6000 | Office |
| 36    | 6000 | Office | 6000 | Office | 6000 | Office | 6000 | Office |
| 37    | 6000 | Office | 6000 | Office | 6000 | Office | 6000 | Office |
| 38    | 6000 | Office | 6000 | Office | 6000 | Office | 6000 | Office |
| 39    | 6000 | Office | 6000 | Office | 6000 | Office | 6000 | Office |
| 40    | 6000 | Office | 6000 | Office | 6000 | Office | 6000 | Office |
| 41    | 6000 | Office | 6000 | Office | 6000 | Office | 6000 | Office |
| 42    | 6000 | Office | 6000 | Office | 6000 | Office | 6000 | Office |
| 43    | 6000 | Office | 6000 | Office | 6000 | Office | 6000 | Office |
| 44    | 6000 | Office | 6000 | Office | 6000 | Office | 6000 | Office |
| 45    | 6000 | Office | 6000 | Office | 6000 | Office | 6000 | Office |
| 46    | 6000 | Office | 6000 | Office | 6000 | Office | 6000 | Office |
| 47    | 6000 | Office | 6000 | Office | 6000 | Office | 6000 | Office |
| 48    | 6000 | Office | 6000 | Office | 6000 | Office | 6000 | Office |
| 49    | 6000 | Office | 6000 | Office | 6000 | Office | 6000 | Office |
| 50    | 6000 | Office | 6000 | Office | 6000 | Office | 6000 | Office |
| 51    | 6000 | Office | 6000 | Office | 6000 | Office | 6000 | Office |
| 52    | 6000 | Office | 6000 | Office | 6000 | Office | 6000 | Office |
| 53    | 6000 | Office | 6000 | Office | 6000 | Office | 6000 | Office |
| 54    | 6000 | Office | 6000 | Office | 6000 | Office | 6000 | Office |
| 55    | 6000 | Office | 6000 | Office | 6000 | Office | 6000 | Office |
| 56    | 6000 | Office | 6000 | Office | 6000 | Office | 6000 | Office |
| 57    | 6000 | Office | 6000 | Office | 6000 | Office | 6000 | Office |
| 58    | 6000 | Office | 6000 | Office | 6000 | Office | 6000 | Office |
| 59    | 6000 | Office | 6000 | Office | 6000 | Office | 6000 | Office |
| 60    | 6000 | Office | 6000 | Office | 6000 | Office | 6000 | Office |
| 61    | 6000 | Office | 6000 | Office | 6000 | Office | 6000 | Office |
| 62    | 6000 | Office | 6000 | Office | 6000 | Office | 6000 | Office |
| 63    | 6000 | Office | 6000 | Office | 6000 | Office | 6000 | Office |
| 64    | 6000 | Office | 6000 | Office | 6000 | Office | 6000 | Office |
| 65    | 6000 | Office | 6000 | Office | 6000 | Office | 6000 | Office |
| 66    | 6000 | Office | 6000 | Office | 6000 | Office | 6000 | Office |
| 67    | 6000 | Office | 6000 | Office | 6000 | Office | 6000 | Office |
| 68    | 6000 | Office | 6000 | Office | 6000 | Office | 6000 | Office |
| 69    | 6000 | Office | 6000 | Office | 6000 | Office | 6000 | Office |
| 70    | 6000 | Office | 6000 | Office | 6000 | Office | 6000 | Office |
| 71    | 6000 | Office | 6000 | Office | 6000 | Office | 6000 | Office |
| 72    | 6000 | Office | 6000 | Office | 6000 | Office | 6000 | Office |
| 73    | 6000 | Office | 6000 | Office | 6000 | Office | 6000 | Office |
| 74    | 6000 | Office | 6000 | Office | 6000 | Office | 6000 | Office |
| 75    | 6000 | Office | 6000 | Office | 6000 | Office | 6000 | Office |
| 76    | 6000 | Office | 6000 | Office | 6000 | Office | 6000 | Office |
| 77    | 6000 | Office | 6000 | Office | 6000 | Office | 6000 | Office |
| 78    | 6000 | Office | 6000 | Office | 6000 | Office | 6000 | Office |
| 79    | 6000 | Office | 6000 | Office | 6000 | Office | 6000 | Office |
| 80    | 6000 | Office | 6000 | Office | 6000 | Office | 6000 | Office |
| 81    | 6000 | Office | 6000 | Office | 6000 | Office | 6000 | Office |
| 82    | 6000 | Office | 6000 | Office | 6000 | Office | 6000 | Office |
| 83    | 6000 | Office | 6000 | Office | 6000 | Office | 6000 | Office |
| 84    | 6000 | Office | 6000 | Office | 6000 | Office | 6000 | Office |
| 85    | 6000 | Office | 6000 | Office | 6000 | Office | 6000 | Office |
| 86    | 6000 | Office | 6000 | Office | 6000 | Office | 6000 | Office |
| 87    | 6000 | Office | 6000 | Office | 6000 | Office | 6000 | Office |
| 88    | 6000 | Office | 6000 | Office | 6000 | Office | 6000 | Office |
| 89    | 6000 | Office | 6000 | Office | 6000 | Office | 6000 | Office |
| 90    | 6000 | Office | 6000 | Office | 6000 | Office | 6000 | Office |
| 91    | 6000 | Office | 6000 | Office | 6000 | Office | 6000 | Office |
| 92    | 6000 | Office | 6000 | Office | 6000 | Office | 6000 | Office |
| 93    | 6000 | Office | 6000 | Office | 6000 | Office | 6000 | Office |
| 94    | 6000 | Office | 6000 | Office | 6000 | Office | 6000 | Office |
| 95    | 6000 | Office | 6000 | Office | 6000 | Office | 6000 | Office |
| 96    | 6000 | Office | 6000 | Office | 6000 | Office | 6000 | Office |
| 97    | 6000 | Office | 6000 | Office | 6000 | Office | 6000 | Office |
| 98    | 6000 | Office | 6000 | Office | 6000 | Office | 6000 | Office |
| 99    | 6000 | Office | 6000 | Office | 6000 | Office | 6000 | Office |
| 100   | 6000 | Office | 6000 | Office | 6000 | Office | 6000 | Office |

## LIST OF DRAWINGS

### ARCHITECTURAL

- 101 SITE PLAN
- 102 EXTERIOR ELEVATIONS
- 103 INTERIOR ELEVATIONS
- 104 FLOOR PLANS
- 105 SECTION PLANS
- 106 DETAIL DRAWINGS
- 107 FINISH SCHEDULES
- 108 MATERIAL SCHEDULES
- 109 MECHANICAL SYMBOLS
- 110 ELECTRICAL SYMBOLS
- 111 VICINITY MAP
- 112 LOCATION MAP

### STRUCTURAL

- 201 FOUNDATION PLAN
- 202 COLUMN AND BEAM DETAILS
- 203 CONCRETE DETAILS
- 204 CONCRETE REINFORCEMENT
- 205 CONCRETE REINFORCEMENT
- 206 CONCRETE REINFORCEMENT
- 207 CONCRETE REINFORCEMENT
- 208 CONCRETE REINFORCEMENT
- 209 CONCRETE REINFORCEMENT
- 210 CONCRETE REINFORCEMENT
- 211 CONCRETE REINFORCEMENT
- 212 CONCRETE REINFORCEMENT
- 213 CONCRETE REINFORCEMENT
- 214 CONCRETE REINFORCEMENT
- 215 CONCRETE REINFORCEMENT
- 216 CONCRETE REINFORCEMENT
- 217 CONCRETE REINFORCEMENT
- 218 CONCRETE REINFORCEMENT
- 219 CONCRETE REINFORCEMENT
- 220 CONCRETE REINFORCEMENT

### HVAC

- 301 PARKING LEVEL 1 GARAGE HVAC PLAN
- 302 PARKING LEVEL 2 TOWER HVAC PLAN
- 303 PARKING LEVEL 3 TOWER HVAC PLAN
- 304 PARKING LEVEL 4 TOWER HVAC PLAN
- 305 PARKING LEVEL 5 TOWER HVAC PLAN
- 306 PARKING LEVEL 6 TOWER HVAC PLAN
- 307 PARKING LEVEL 7 TOWER HVAC PLAN
- 308 PARKING LEVEL 8 TOWER HVAC PLAN
- 309 PARKING LEVEL 9 TOWER HVAC PLAN
- 310 PARKING LEVEL 10 TOWER HVAC PLAN
- 311 PARKING LEVEL 11 TOWER HVAC PLAN
- 312 PARKING LEVEL 12 TOWER HVAC PLAN
- 313 PARKING LEVEL 13 TOWER HVAC PLAN
- 314 PARKING LEVEL 14 TOWER HVAC PLAN
- 315 PARKING LEVEL 15 TOWER HVAC PLAN
- 316 PARKING LEVEL 16 TOWER HVAC PLAN
- 317 PARKING LEVEL 17 TOWER HVAC PLAN
- 318 PARKING LEVEL 18 TOWER HVAC PLAN
- 319 PARKING LEVEL 19 TOWER HVAC PLAN
- 320 PARKING LEVEL 20 TOWER HVAC PLAN

### ELECTRICAL

- 401 PARKING LEVEL 1 GARAGE ELECTRICAL PLAN
- 402 PARKING LEVEL 2 TOWER ELECTRICAL PLAN
- 403 PARKING LEVEL 3 TOWER ELECTRICAL PLAN
- 404 PARKING LEVEL 4 TOWER ELECTRICAL PLAN
- 405 PARKING LEVEL 5 TOWER ELECTRICAL PLAN
- 406 PARKING LEVEL 6 TOWER ELECTRICAL PLAN
- 407 PARKING LEVEL 7 TOWER ELECTRICAL PLAN
- 408 PARKING LEVEL 8 TOWER ELECTRICAL PLAN
- 409 PARKING LEVEL 9 TOWER ELECTRICAL PLAN
- 410 PARKING LEVEL 10 TOWER ELECTRICAL PLAN
- 411 PARKING LEVEL 11 TOWER ELECTRICAL PLAN
- 412 PARKING LEVEL 12 TOWER ELECTRICAL PLAN
- 413 PARKING LEVEL 13 TOWER ELECTRICAL PLAN
- 414 PARKING LEVEL 14 TOWER ELECTRICAL PLAN
- 415 PARKING LEVEL 15 TOWER ELECTRICAL PLAN
- 416 PARKING LEVEL 16 TOWER ELECTRICAL PLAN
- 417 PARKING LEVEL 17 TOWER ELECTRICAL PLAN
- 418 PARKING LEVEL 18 TOWER ELECTRICAL PLAN
- 419 PARKING LEVEL 19 TOWER ELECTRICAL PLAN
- 420 PARKING LEVEL 20 TOWER ELECTRICAL PLAN

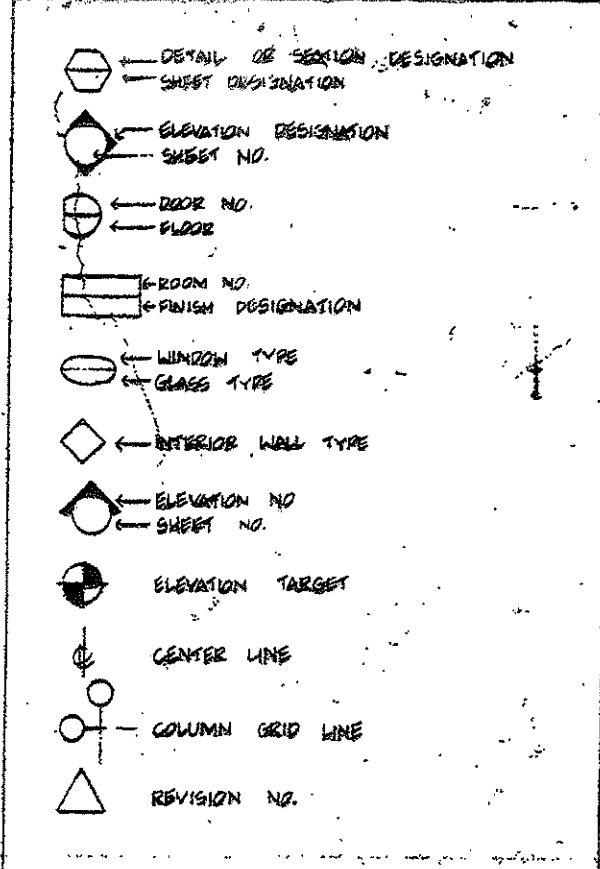
### MECHANICAL

- 501 SITE PLAN
- 502 EXTERIOR ELEVATIONS
- 503 INTERIOR ELEVATIONS
- 504 FLOOR PLANS
- 505 SECTION PLANS
- 506 DETAIL DRAWINGS
- 507 FINISH SCHEDULES
- 508 MATERIAL SCHEDULES
- 509 MECHANICAL SYMBOLS
- 510 ELECTRICAL SYMBOLS
- 511 VICINITY MAP
- 512 LOCATION MAP


### ELECTRICAL

- 601 PARKING LEVEL 1 GARAGE ELECTRICAL PLAN
- 602 PARKING LEVEL 2 TOWER ELECTRICAL PLAN
- 603 PARKING LEVEL 3 TOWER ELECTRICAL PLAN
- 604 PARKING LEVEL 4 TOWER ELECTRICAL PLAN
- 605 PARKING LEVEL 5 TOWER ELECTRICAL PLAN
- 606 PARKING LEVEL 6 TOWER ELECTRICAL PLAN
- 607 PARKING LEVEL 7 TOWER ELECTRICAL PLAN
- 608 PARKING LEVEL 8 TOWER ELECTRICAL PLAN
- 609 PARKING LEVEL 9 TOWER ELECTRICAL PLAN
- 610 PARKING LEVEL 10 TOWER ELECTRICAL PLAN
- 611 PARKING LEVEL 11 TOWER ELECTRICAL PLAN
- 612 PARKING LEVEL 12 TOWER ELECTRICAL PLAN
- 613 PARKING LEVEL 13 TOWER ELECTRICAL PLAN
- 614 PARKING LEVEL 14 TOWER ELECTRICAL PLAN
- 615 PARKING LEVEL 15 TOWER ELECTRICAL PLAN
- 616 PARKING LEVEL 16 TOWER ELECTRICAL PLAN
- 617 PARKING LEVEL 17 TOWER ELECTRICAL PLAN
- 618 PARKING LEVEL 18 TOWER ELECTRICAL PLAN
- 619 PARKING LEVEL 19 TOWER ELECTRICAL PLAN
- 620 PARKING LEVEL 20 TOWER ELECTRICAL PLAN

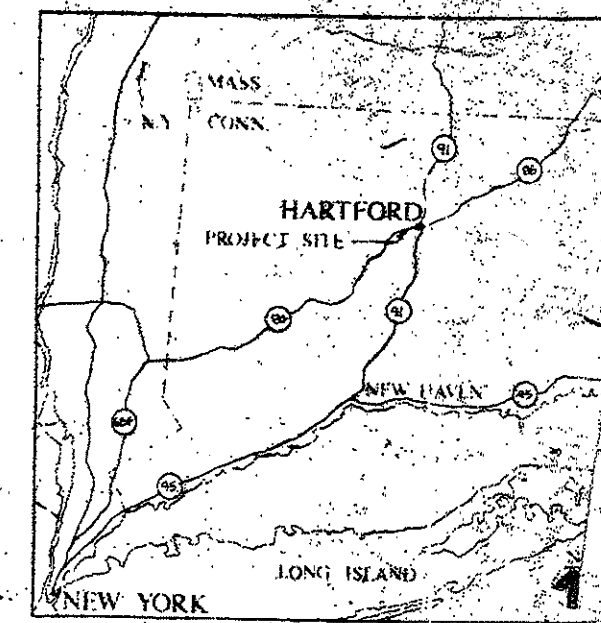
## ARCHITECTURAL SYMBOLS



## MATERIAL LEGEND



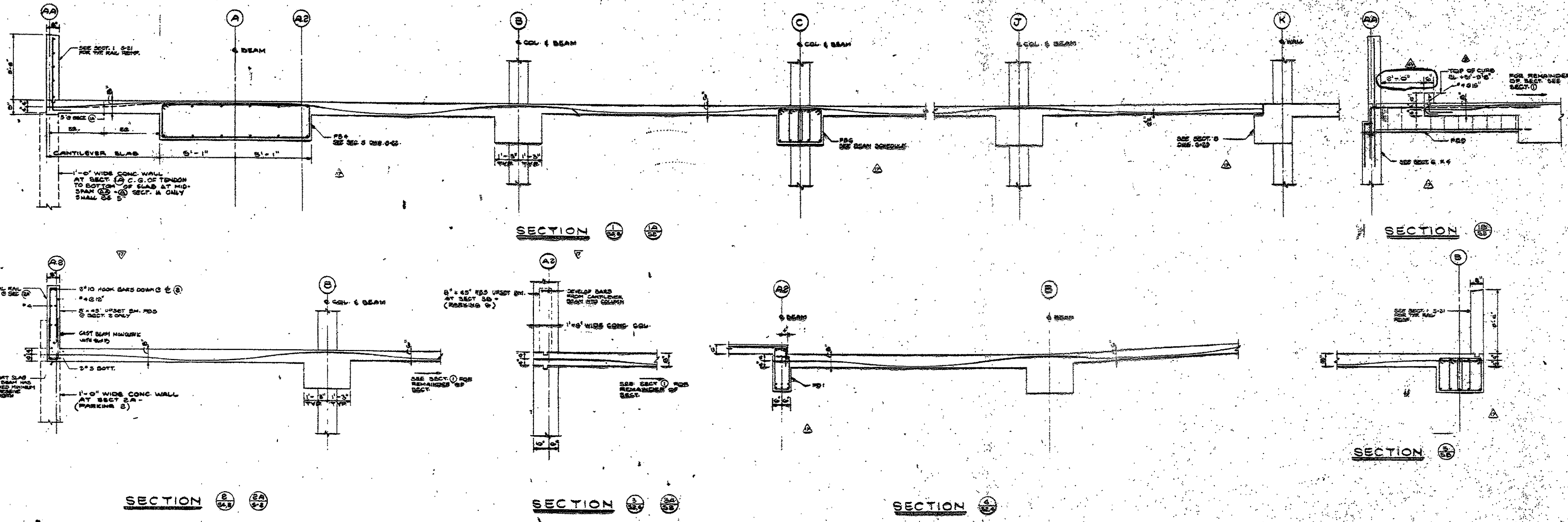
## VICINITY MAP





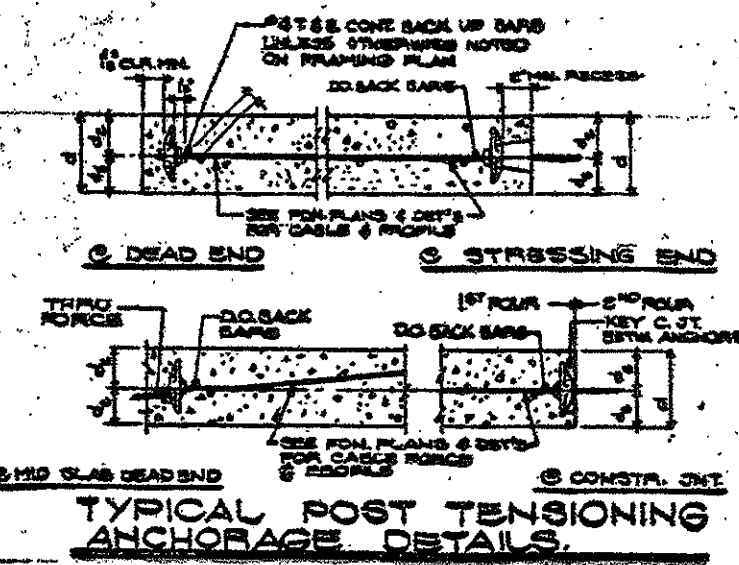




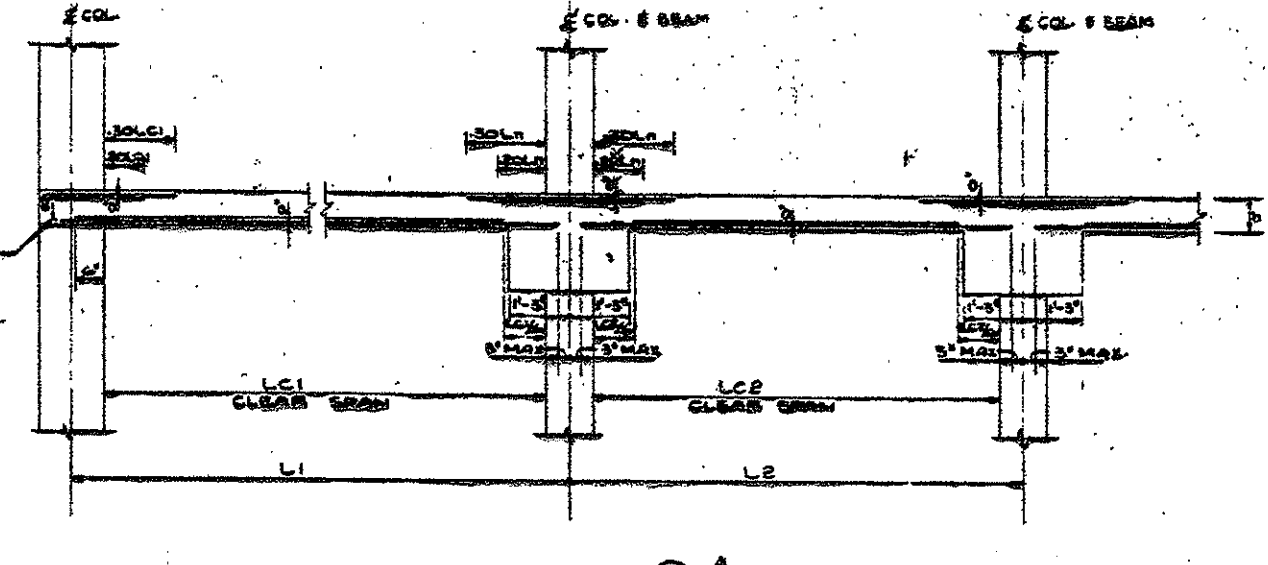


**TYPICAL TENDON PROFILES**

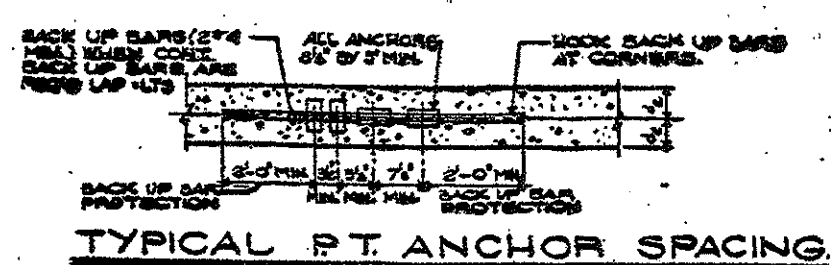
NOTE:  
C.G. OF TENDON &  
(A) MID-SPAN +1/4" TYP. FROM BOTTOM OF SLAB U.O.M. ON SECTIONS  
(B) OVER SUPPORT +1/4" TYP. FROM T.O. SLAB U.O.M. ON SECTIONS.



**TYPICAL POST TENSIONING ANCHORAGE DETAILS**



**TYPICAL SECTION THRU POST-TENSIONED SLAB**  
(SHOWING PLACEMENT OF BONDED REIN. ONLY. SEE TYP. TENDON PROFILES THIS DRAW. FOR PLACEMENT OF UNBONDED POST-TENSIONING TENDONS.)



**TYPICAL PT ANCHOR SPACING**

- NOTES:
- SEE PLAN ON DRG. S-2 FOR ARRANGEMENT OF BONDED REINFORCEMENT. ALSO SEE THIS DRG.
  - L<sub>1</sub> = LONGER OF TWO ADJACENT CLEAR SPACES L<sub>1</sub> AND L<sub>2</sub>.
  - SOS OR MORE OF TOTAL REINFORCEMENT SHOWN ON PLAN TO BE LONG BARS.
  - DIRECTION OF REINFORCEMENT SHOWN ABOVE IS IN THE EAST-NORTH DIRECTION.
  - PLACE TOP REINFORCING MARKED THIS \* BETWEEN LINES THAT ARE 1" (SLAB THICKNESS) AWAY FROM EITHER FACE OF THE COLUMN. IF TOP REINFORCING IS NOT CALLED FOR ON FRAMING PLAN PROVIDE A MIN. OF 6 # 4 TOP BARS. MAX. SPACING OF REINFORCING SHALL NOT EXCEED 12".
  - PLACE BOTTOM BARS SYMMETRICALLY ABOUT CENTER LINE OF COLUMN (EXCEPT FOR LONG SPANS).
  - WHEN BOTTOM REINFORCEMENT IS MARKED WITH AN ASTERISK THIS \* PLACE REINFORCEMENT CONTINUOUS THRU SUPPORTS.
  - PLACE INNERMOST LAYER OF REINFORCEMENT IN THE EAST-NORTH DIRECTION OF THE BUILDING. PLACE INNERMOST LAYER OF REINFORCEMENT IN THE NORTH-SOUTH DIRECTION OF THE BUILDING.
  - TOP BOTTOM REINFORCEMENT IS SHOWN ON FRAMING PLAN THIS
  - TYP. TOP REINFORCEMENT IS SHOWN ON FRAMING PLAN THIS

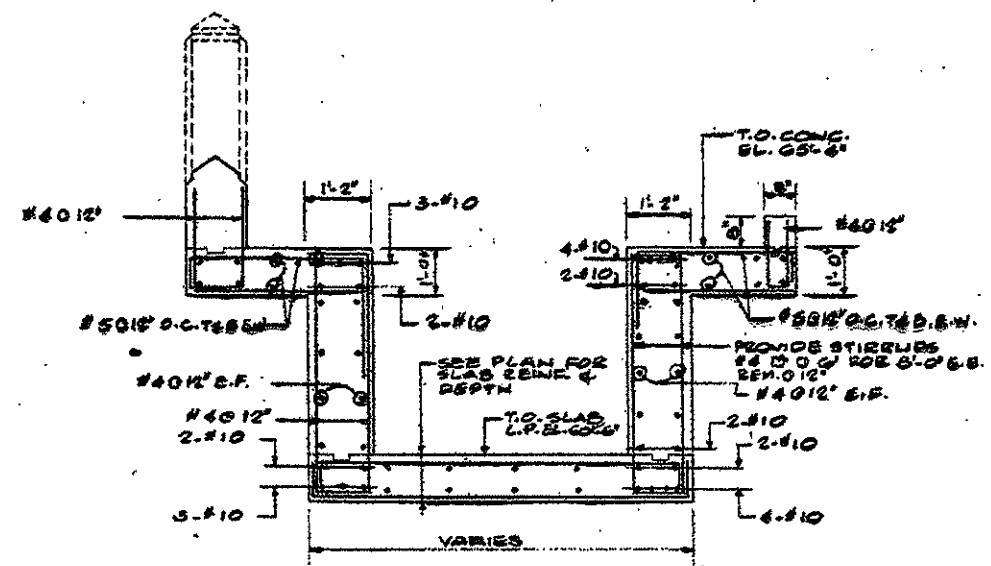
**GENERAL NOTES FOR POST-TENSIONING**

- CONCRETE:**
- CONCRETE IN SLAB, BEAM AND COLUMN SHALL HAVE A MINIMUM COMPRESSIVE STRENGTH OF 4000 PSI AT 28 DAYS AS MEASURED BY STANDARD CYLINDER STRENGTH TESTS.
  - POST-TENSIONING SHALL BE STRESSED WHEN THE SLAB CYLINDER STRENGTH REACHES 3000 PSI.
  - CONCRETE SHALL NOT HAVE ANY ADVERSE WEAP-COEF. OF EXP.
  - SLAB SHALL NOT EXCEED 4" UNLESS WATER REDUCING ADJUTIVES SUCH AS RELIANCE-CEMENT OR POKER-12 3/4" & 122-46 ARE USED.
  - DO NOT DISPLACE STRANDS OR REBAR FROM THEIR INTENDED POSITIONS DURING CONCRETING.
  - BEFORE COUING OR BELLING THIS STRUCTURE, VERIFY LOCATIONS WITH CHAINING.
- POST-TENSIONING:**
- POST-TENSIONING STEEL SHALL CONSIST OF 0.5" DIA. 270,000 PSI TENSILE STRENGTH (L<sub>1</sub>) STRANDS WITH A MINIMUM YIELD POINT (13 STRANDS) OF 285 KSI AND A MINIMUM AREA OF 0.163 SQ. IN.
  - ANCHORAGE SHALL MEET THE MINIMUM REQUIREMENTS SPECIFIED IN ACI 318-83.
  - FABRICATION OF STRANDS:
    - STRANDS SHALL BE INDIVIDUALLY COATED WITH RUST INHIBITING GREASE AND ENCASED IN PLASTIC SHEATHING. THE SHEATHING SHALL BE CONTINUOUS FROM WITHIN 1" OF THE STRESSING END ANCHOR TO WITHIN 12" OF THE DEAD END.
    - STRANDS SHALL BE FABRICATED OF SUFFICIENT LENGTH BEYOND SLAB EDGE TO ALLOW FOR STRESSING. SHORER ADDITIONS FOR TENDON CURVATURE IN HORIZONTAL AS WELL AS VERTICAL DIRECTIONS SHALL BE CONSIDERED.
    - STRANDS SHALL BE CLEARLY IDENTIFIED AS SHOWN ON THE PLACING DRAWING TO ALLOW PROPER LOCATION TO THE STRUCTURE.
  - PLACEMENT OF STRANDS:
    - STRANDS SHALL BE PLACED IN PLAN IN SLAB STRIPS AS SHOWN ON THE FLOOR PLAN.
- TENDONS:**
- ALL STRESSING SHALL BE ACCOMPLISHED UNDER THE IMMEDIATE CONTROL OF A PERSON EXPERIENCED IN THIS TYPE OF WORK.
  - STRANDS SHALL BE STRESSED AS SHOWN AS CONCRETE REACHES A CYLINDER STRENGTH OF 3000 PSI UNLESS SHOWN BY CALCULATIONS THAT THE ANCHORAGE ZONE STRESSES ARE WITHIN ACCEPTABLE LIMITS OF A LOWER CONCRETE STRENGTH.
  - LOW RELAXATION STRANDS SHALL BE TEMPORARILY STRESSED TO 85% OF THE GUARANTEED ULTIMATE TENSILE STRENGTH (GUTS) TO OVERCOME FRICTION. THEY SHALL BE ANCHORED AT NO GREATER THAN 70% OF GUTS. AT NO POINT ALONG THE TENDON SHALL THE INITIAL STRESS IMMEDIATELY AFTER ANCHORING BE GREATER THAN 74% OF GUTS.
  - ALL SAFETY PRECAUTIONS RECOMMENDED BY THE SUPPLIER OF THE POST-TENSIONING SHALL BE STRICTLY FOLLOWED. NEVER STAND IN LINE WITH THE JACK WHILE STRESSING.
  - STRESSING EQUIPMENT WILL BE CALIBRATED WITHIN THE PREVIOUS 6 MONTHS. THE GAS PRESSURE IN CALIBRATION SHALL NOT EXCEED 25.
  - STRAIN TENDON FORCE AND ELONGATION SHALL BE MEASURED AT THE MAXIMUM STRESSING FORCE. THE MEASURED TENDON ELONGATION SHALL NOT DEVIATE FROM THE CALCULATED ELONGATION BY MORE THAN 1%.
  - CALCULATED ELONGATION SHALL CONSIDER FRICTION AND WEDGE SEATING LOSSES. IN ADDITION, ELASTIC SHORTENING, CREEP, SHRINKAGE AND STEEL STRESS-RELAXATION SHALL BE CALCULATED TO VERIFY THE EFFECTIVE STRAND FORCE. THESE CALCULATIONS SHALL BE MADE BY THE POST-TENSIONING SUPPLIER.
- STRANDS:**
- STRANDS SHALL BE HORIZONTALLY DEVIATED TO CLEAR OBSTACLES. DEVIATION SHALL BE 3 IN. 12 UNLESS OTHERWISE APPROVED BY THE ENGINEER. ALL SUCH DEVIATIONS SHALL BE CLEARLY SHOWN ON THE PLACING DRAWINGS.
  - STRANDS SHALL BE SUPPORTED AT AN EVEN NUMBER OF SPACES IN EACH SPAN. STRAND SUPPORTS SHALL CONSIST OF HIGH CHAIRS WITH ONE CONTINUOUS 4" THICKNESS BAR OR CONTINUOUS CHAIRS (BOLSTERS). SUPPORTS SHALL NOT BE SPACED MORE THAN 4'-0" ALONG THE STRAND.
  - IN CASE OF INTERFERENCE OF STRAND WITH REBAR, STRAND SHALL HAVE PRIORITY.
  - ONE #3 BAR SHALL BE PLACED CONTINUOUS TOP AND BOTTOM AROUND THE SLAB PERIMETER. THE BARS SHALL BE 1" REBAR THE ANCHORAGES.
  - SPECIAL PROVISIONS SHALL BE MADE FOR PROPER VIBRATIONS OF CONCRETE IN CONGESTED REGIONS AND NEAR ANCHORAGES.

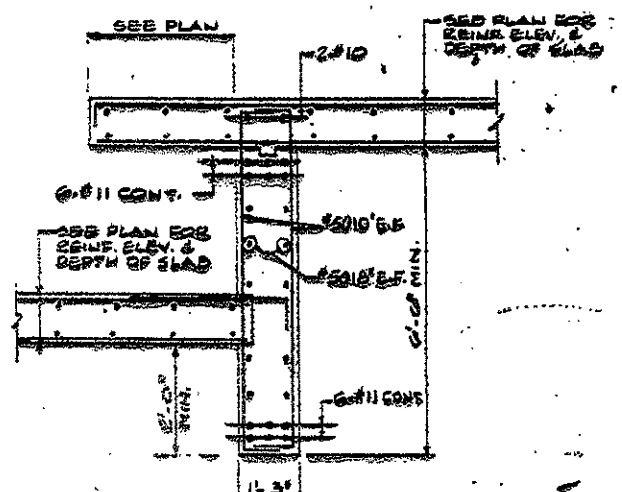


|                      |
|----------------------|
| NO. 1166             |
| DATE: 11/11/83       |
| BY: [Signature]      |
| CHECKED: [Signature] |
| DATE: [Blank]        |
| BY: [Blank]          |

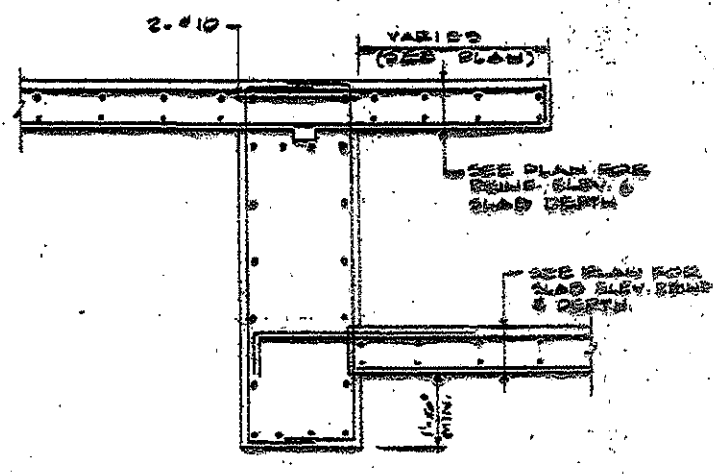
**TYPICAL POST-TENSIONING SLAB DETAILS**



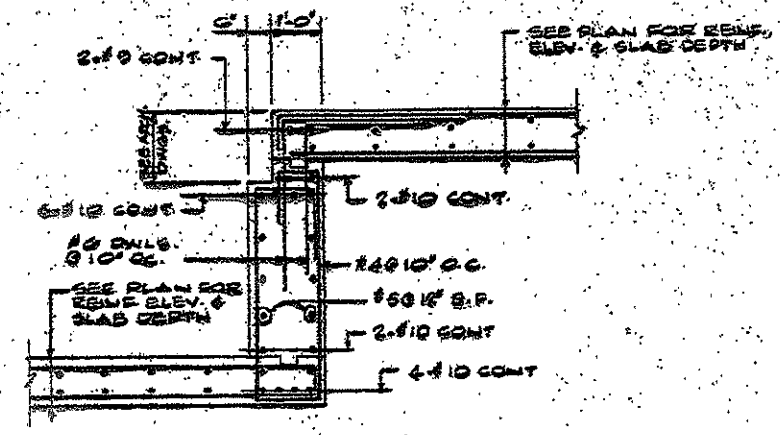
SECTION 1



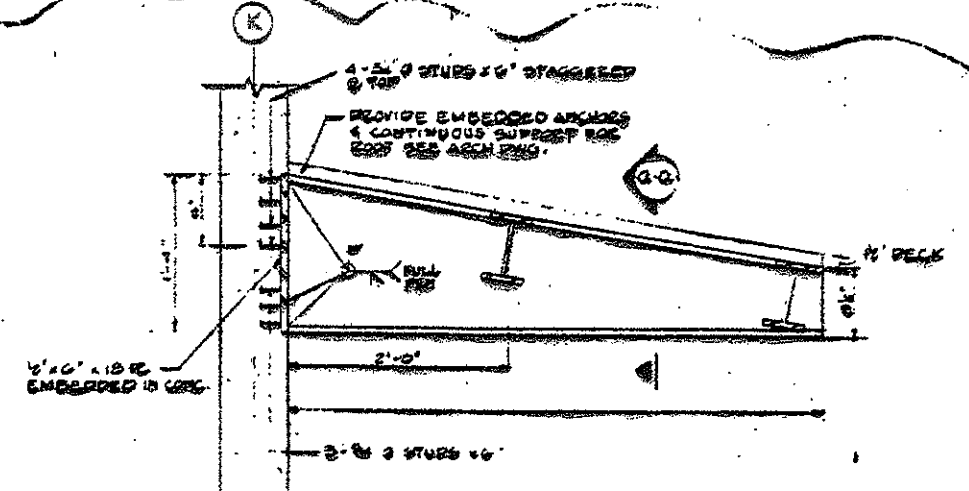
SECTION 2



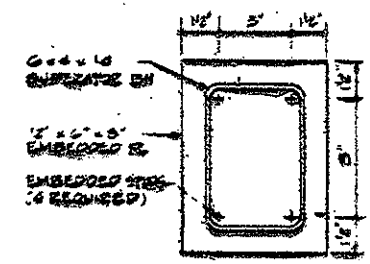
SECTION 3



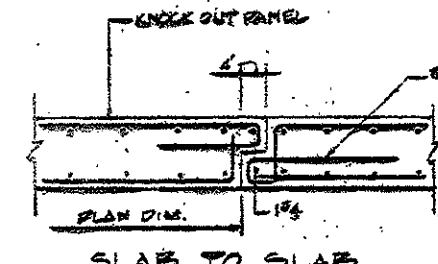
SECTION 4



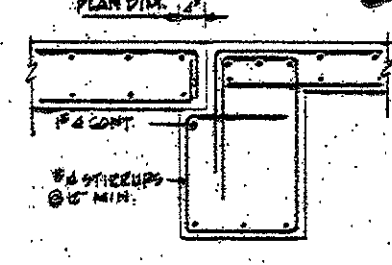
SECTION 5



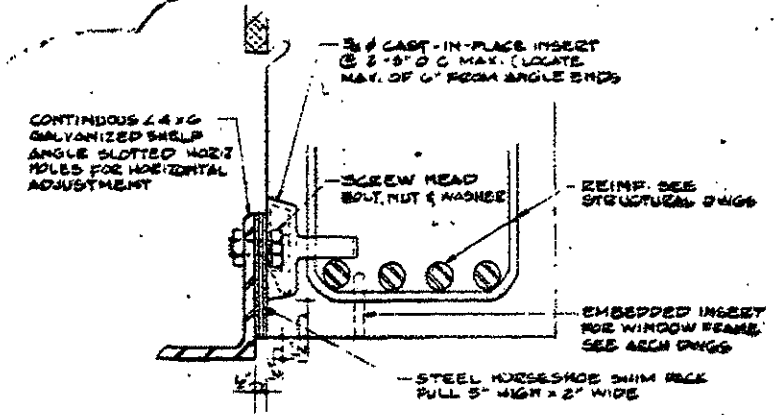
SECTION 6



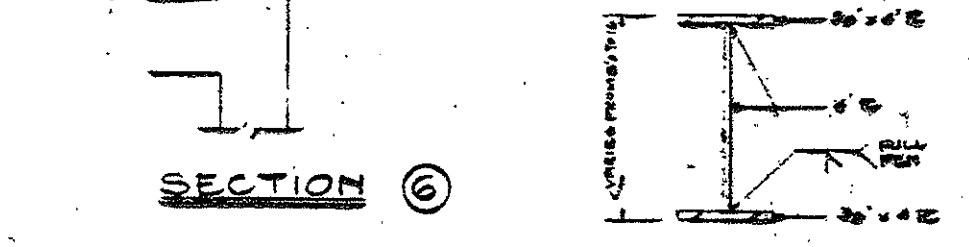
SECTION 7



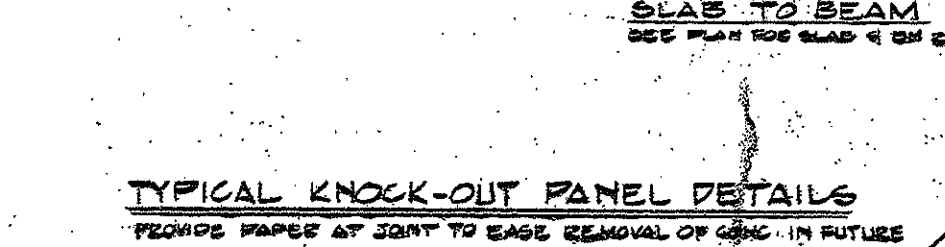
SECTION 8



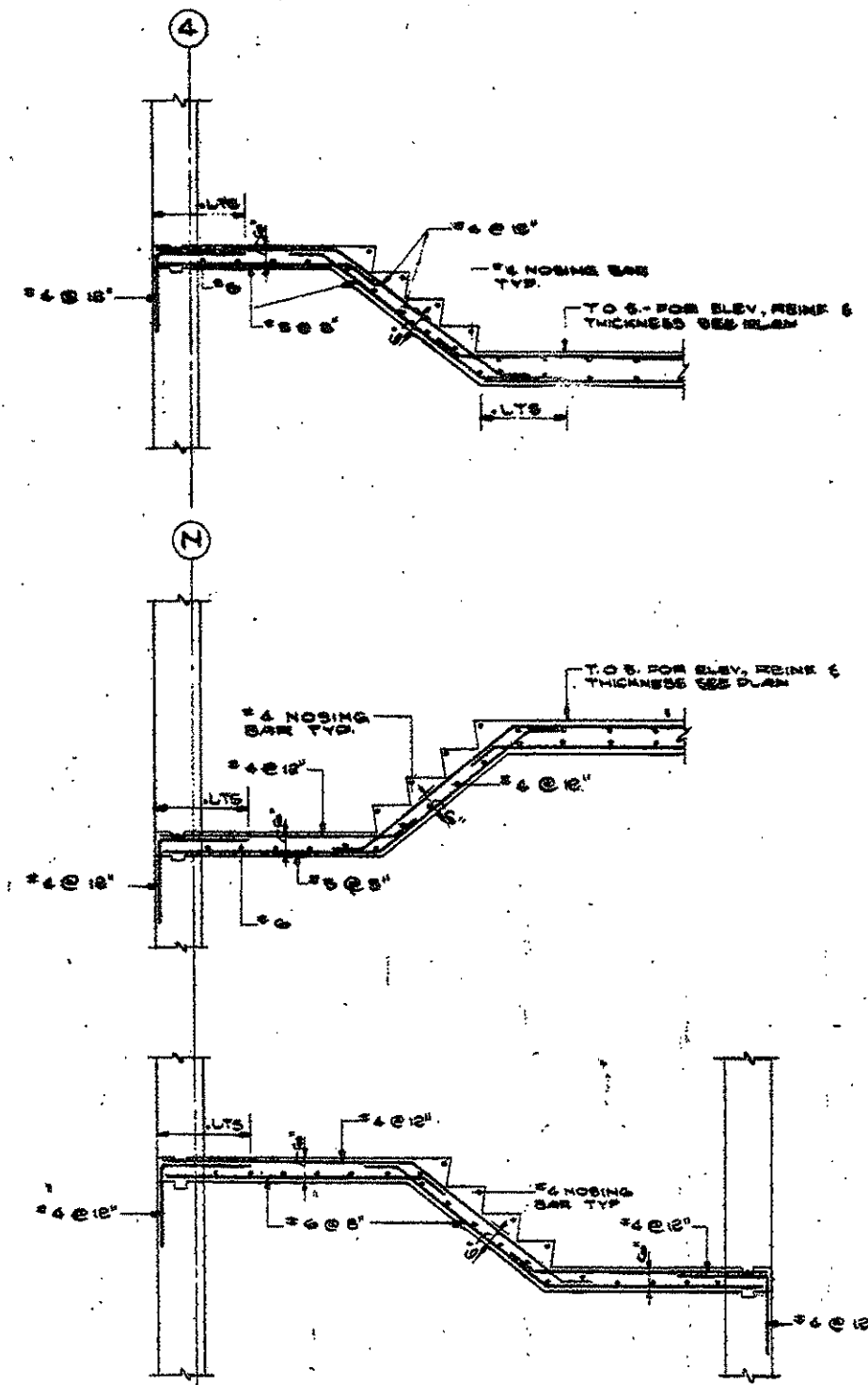
TYPICAL EMBEDDED ANCHOR FOR BRICK RELIEF ANGLE



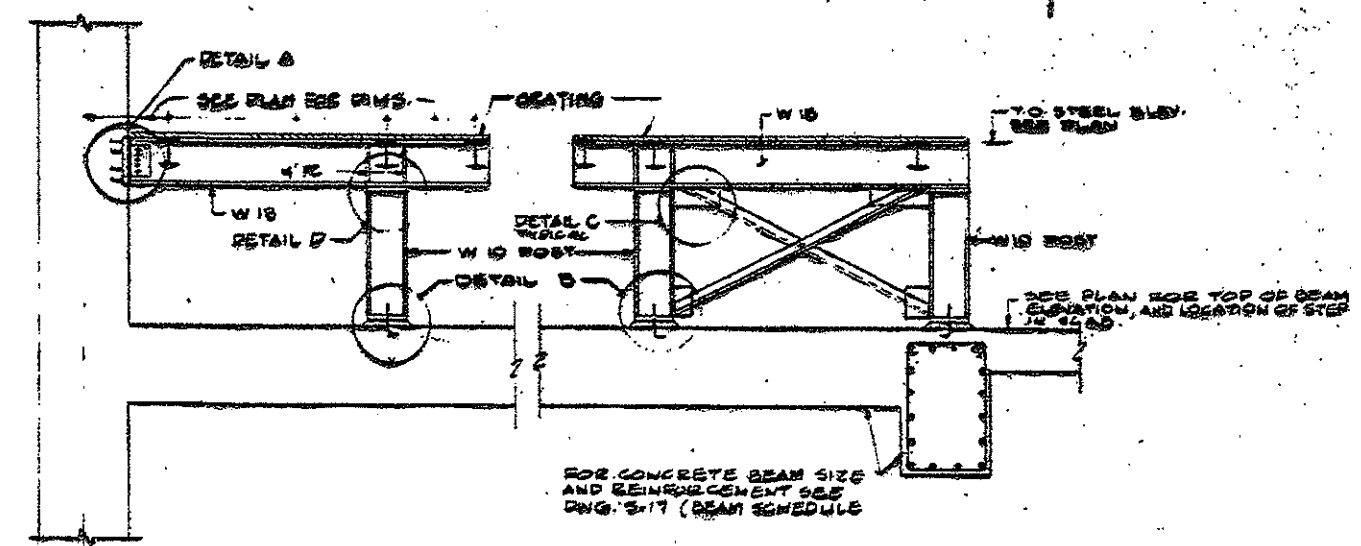
TYPICAL EMBEDDED PLATE DETAIL FOR ELEVATOR SEPARATOR BM



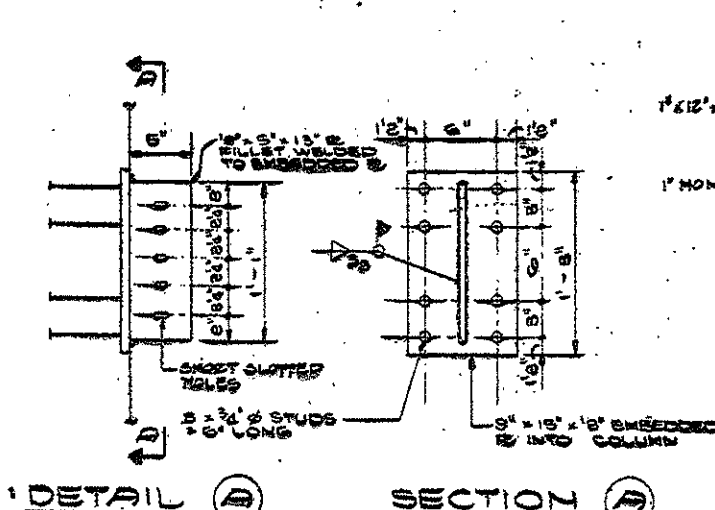
TYPICAL KNOCK-OUT PANEL DETAILS



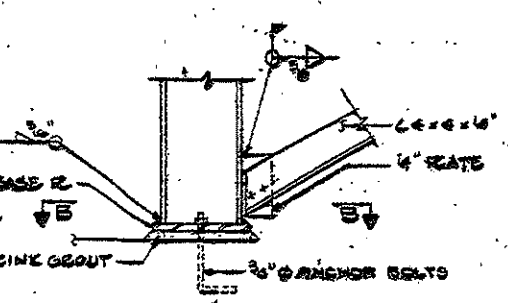
TYPICAL DETAILS OF STAIR No 3



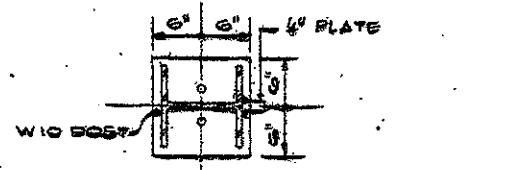
SECTION (NTS) 2



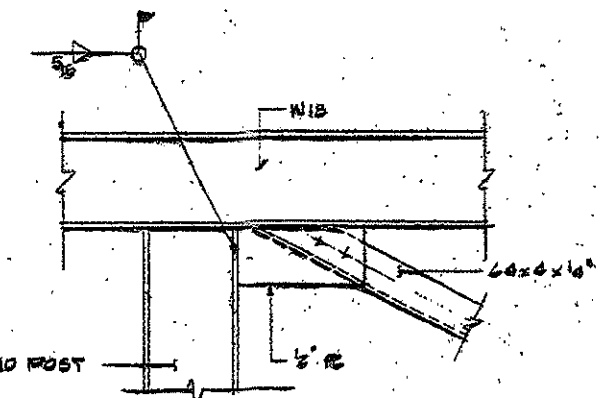
DETAIL A



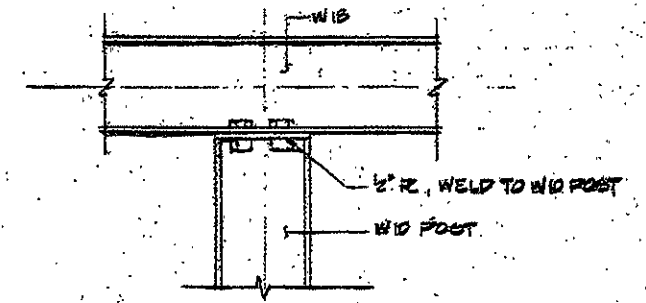
DETAIL B



SECTION (B)



DETAIL C



DETAIL D

**BECKET**  
WELTON BECKET ASSOCIATES  
ARCHITECTS  
AND ENGINEERS

**XEROX CENTRE**  
HARTFORD  
CONNECTICUT  
XEROX-HARTFORD ASSOCIATES

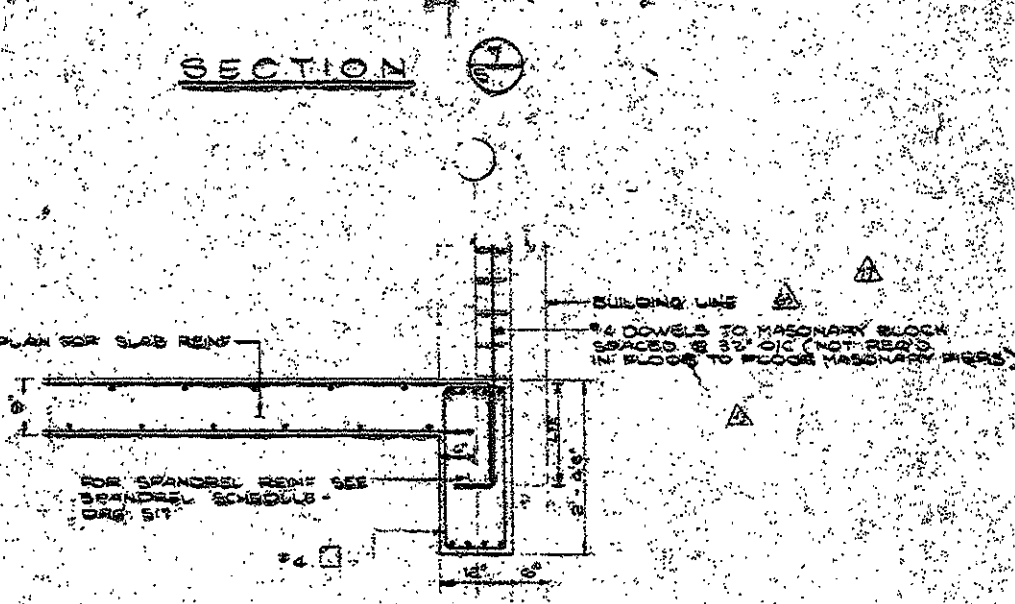
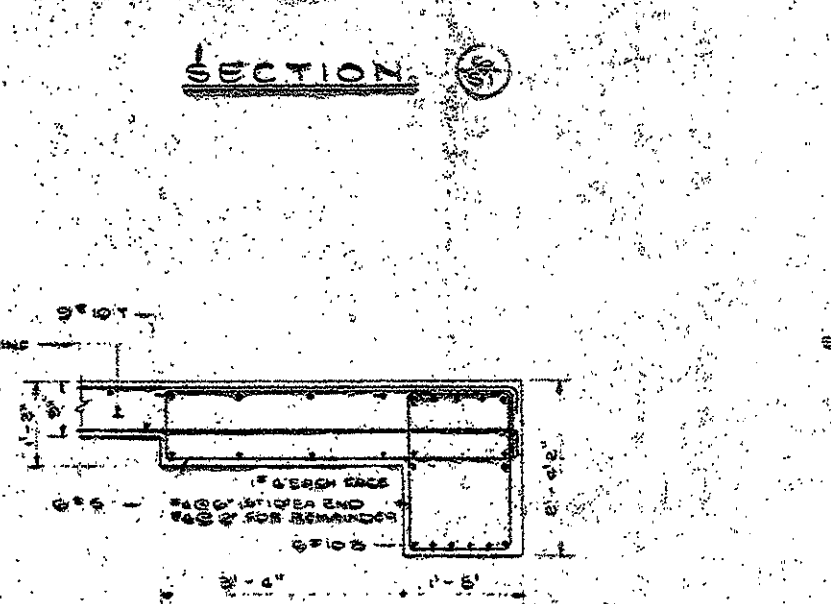
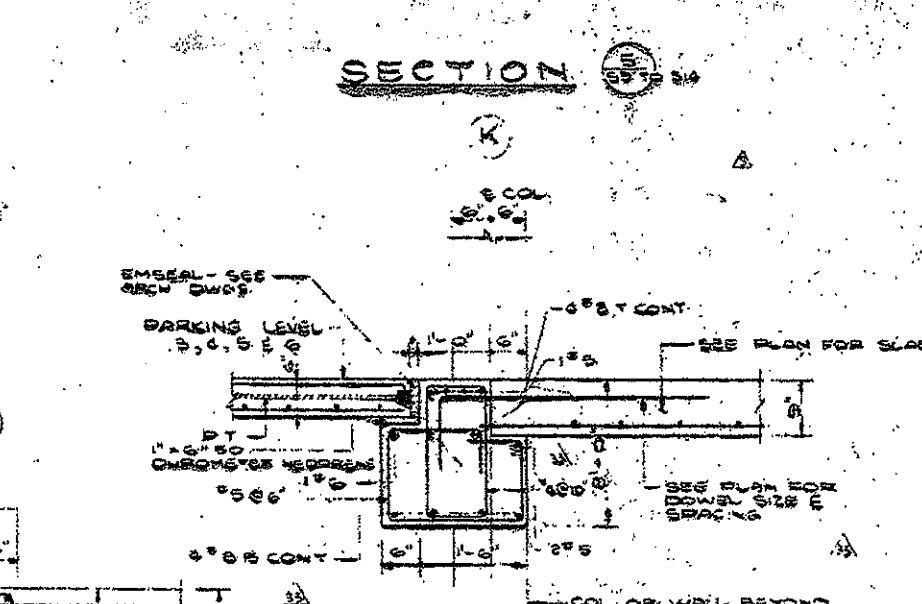
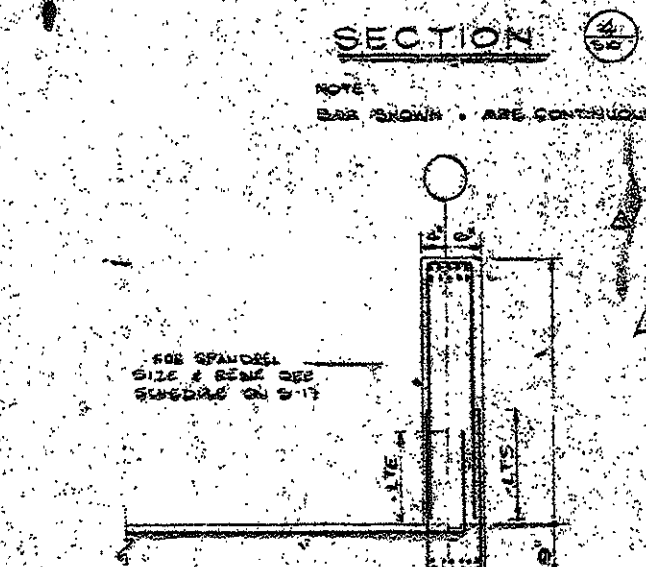
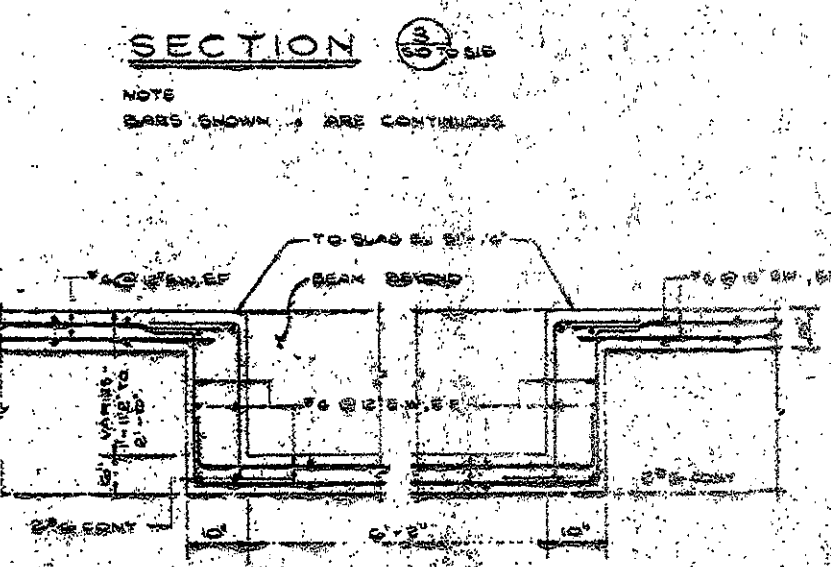
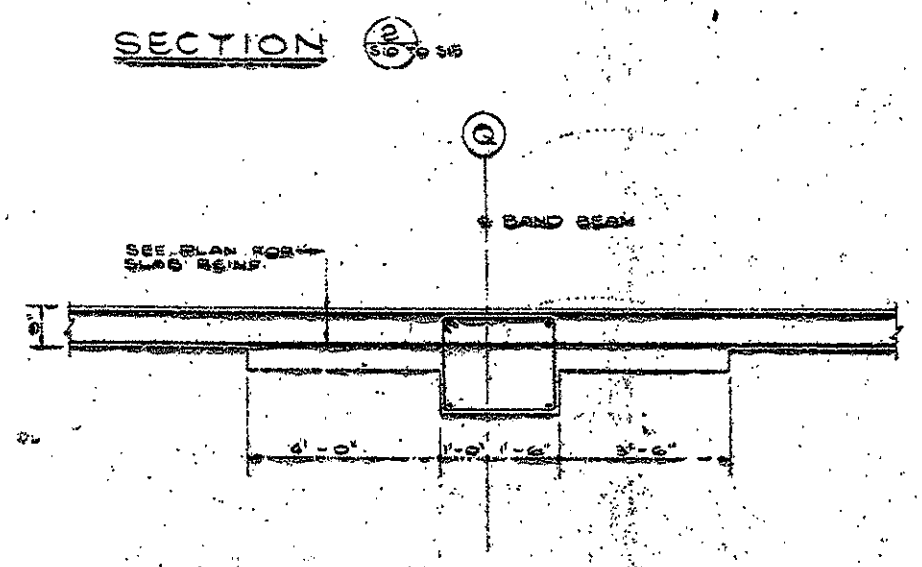
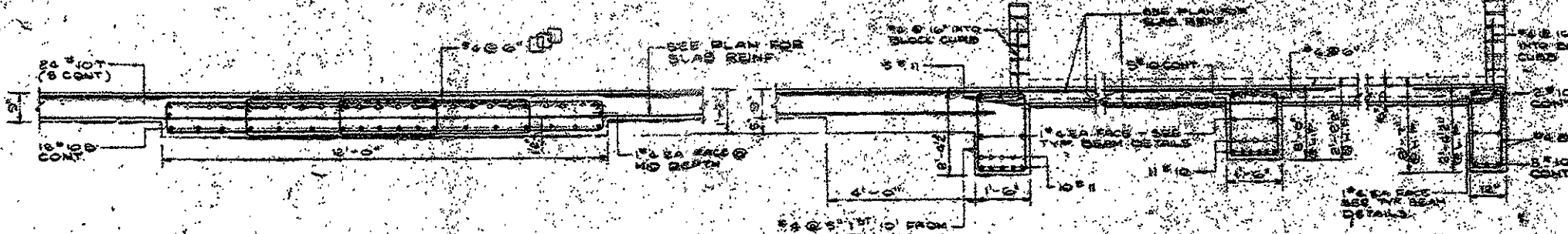
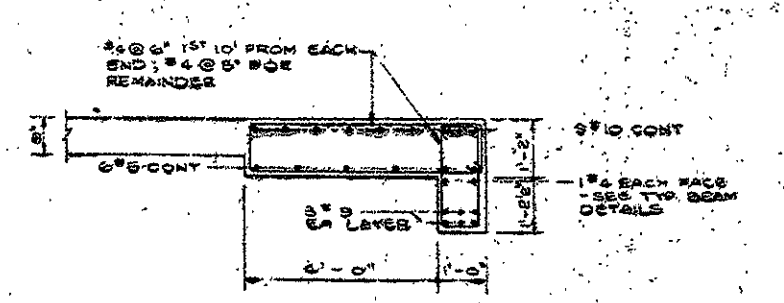
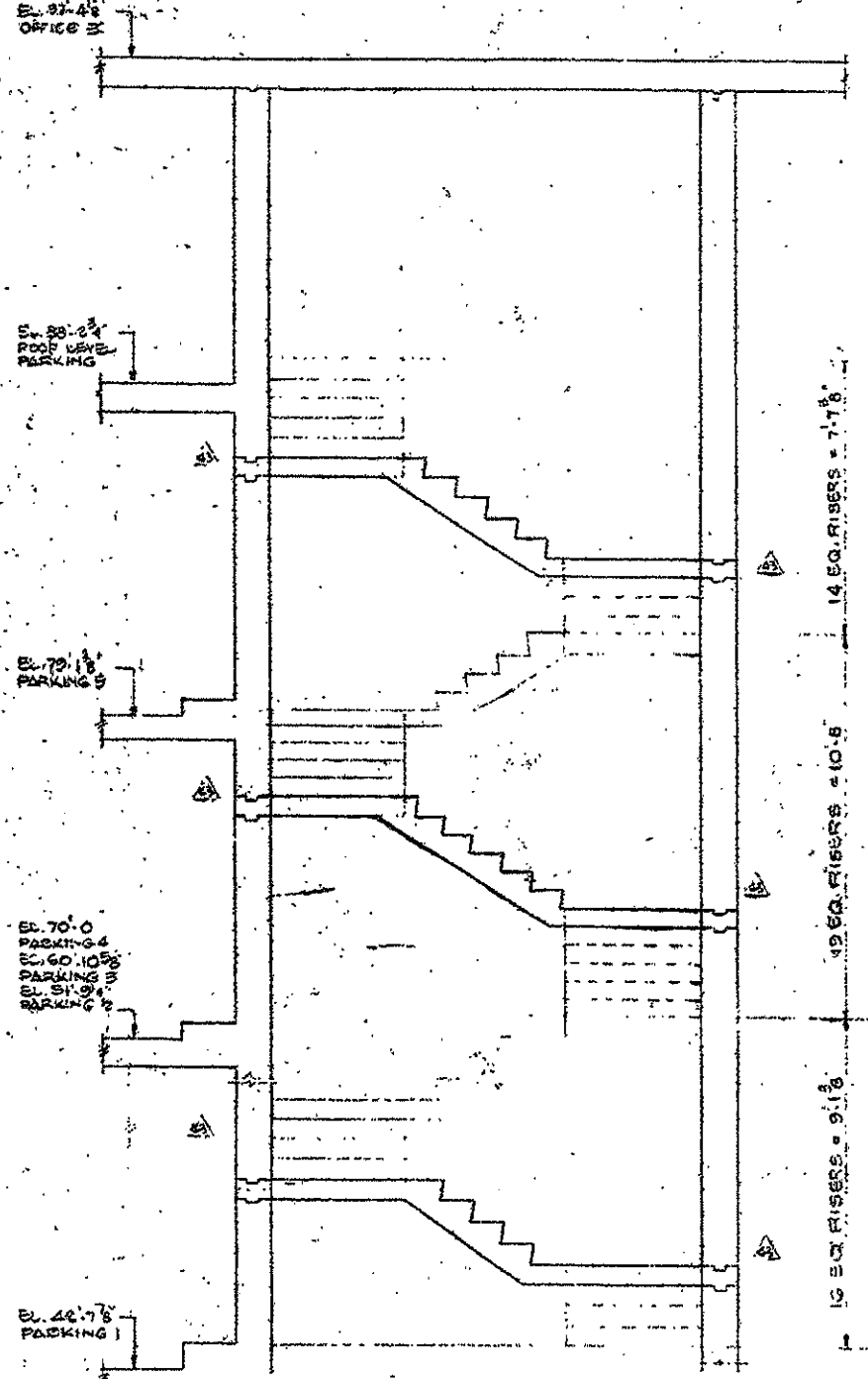
**CONSULTANTS**  
**ARCHITECTURAL**  
BRENNAN BEEB GORMAN  
515 Madison Avenue  
New York, N.Y. 10022  
212-687-1643  
**MECHANICAL**  
BURTON AND VAN HOUTEN, INC.  
10 North Main Street  
West Hartford, CT 06107  
203-236-2167  
**STRUCTURAL**  
LEV ZETLIN ASSOCIATES  
445 Avenue of the Americas  
New York, N.Y. 10011  
212-MI-1200  
**LANDSCAPE**  
CR 5, Inc.  
371 Agawam Road  
Simsbury, CT 06709  
203-638-1988

|      |    |
|------|----|
| DATE | BY |
|      |    |
|      |    |
|      |    |



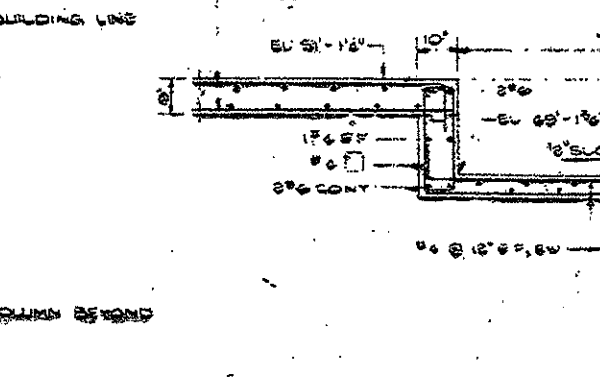
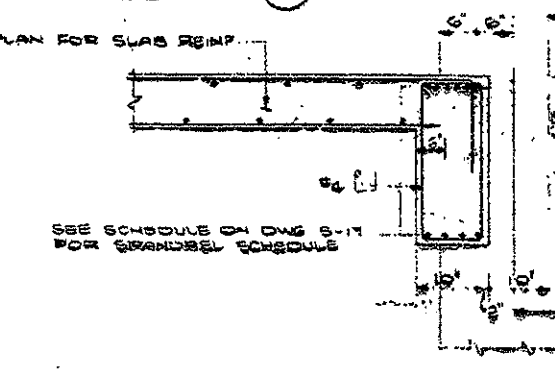
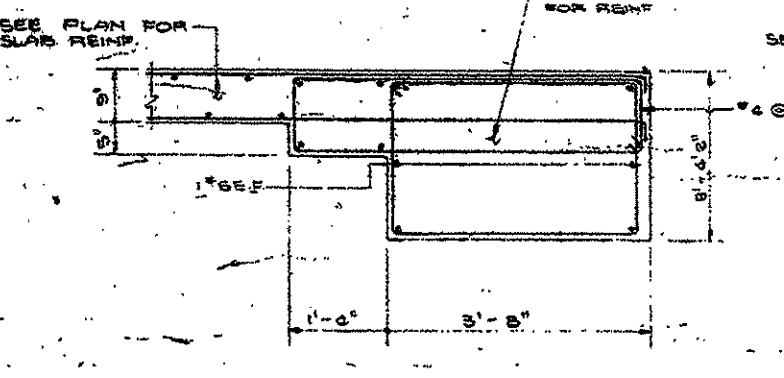



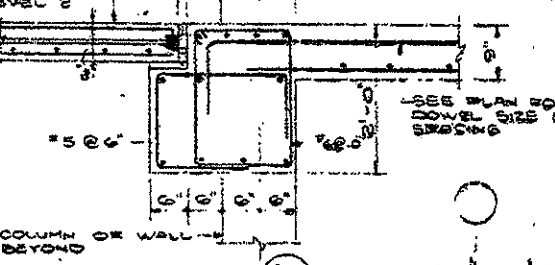
**SECTIONS & DETAILS TOWER**

DRAWN  
CHECKED  
DATE  
JOB NO.  
SHEET NO. **524**





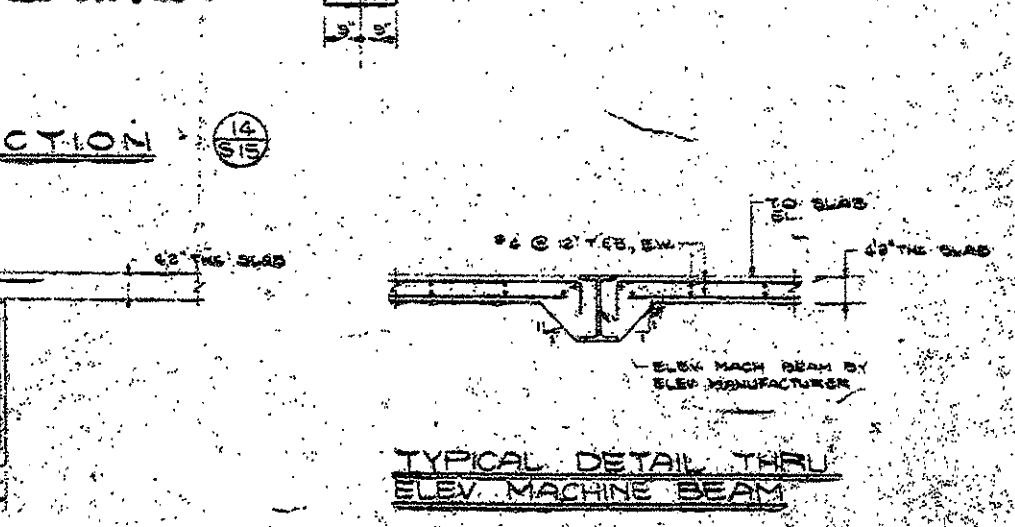
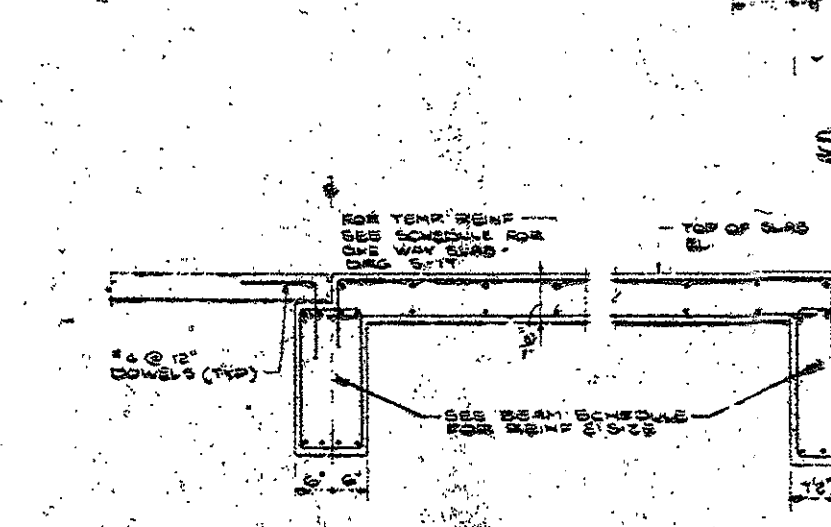
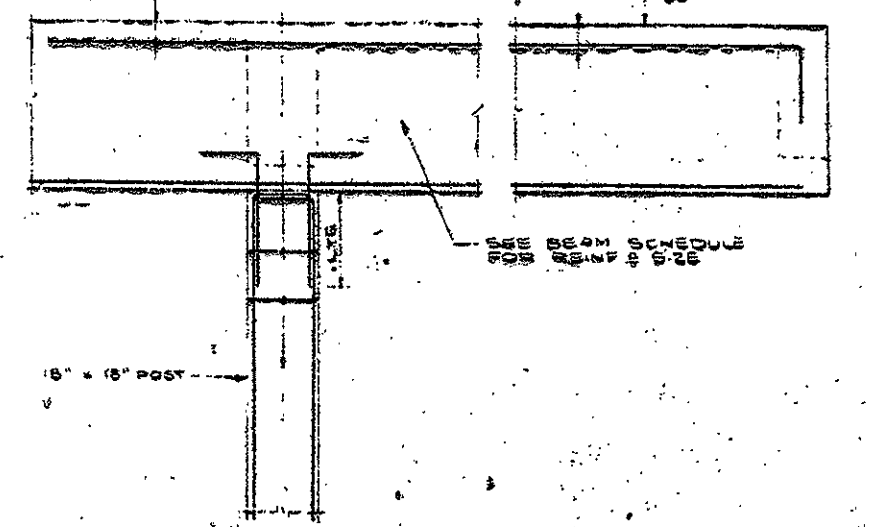
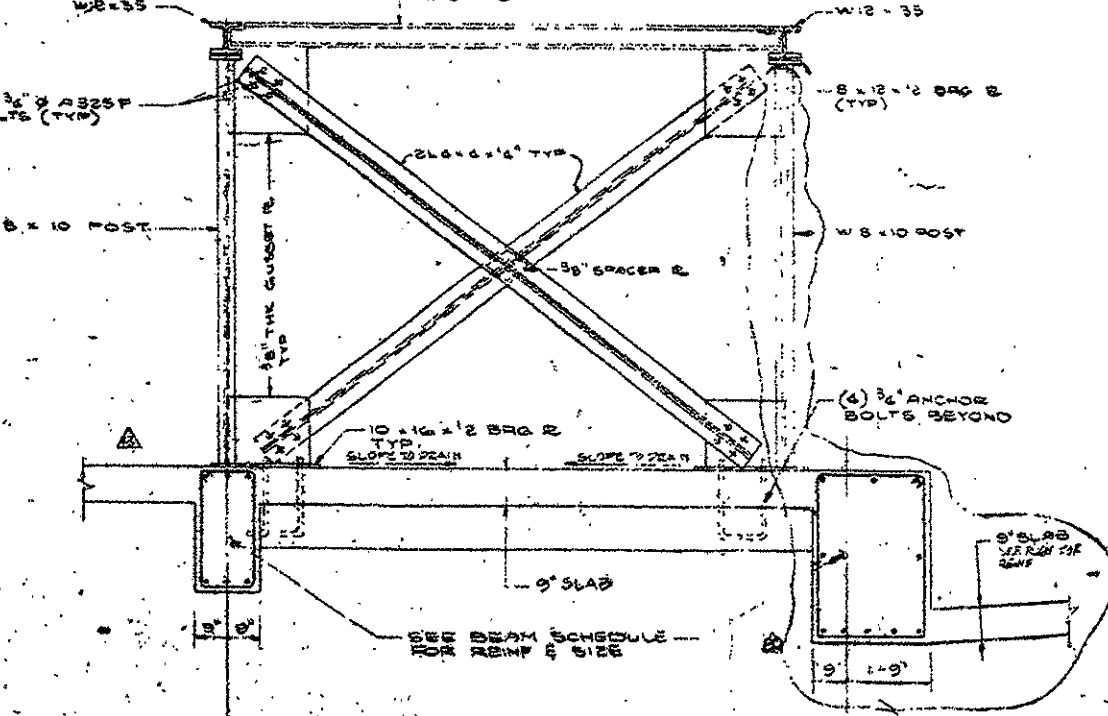
**SECTION 1**  
 STAIR No. 3  
 SCALE: 3/16\"/>



**SECTION 11**

**SECTION 12**

**SECTION 13**



**SECTION 15**

**SECTION 16**

**SECTION 17**

**SECTION 18**

**TYPICAL DETAIL THRU ELEV. MACHINE BEAM**

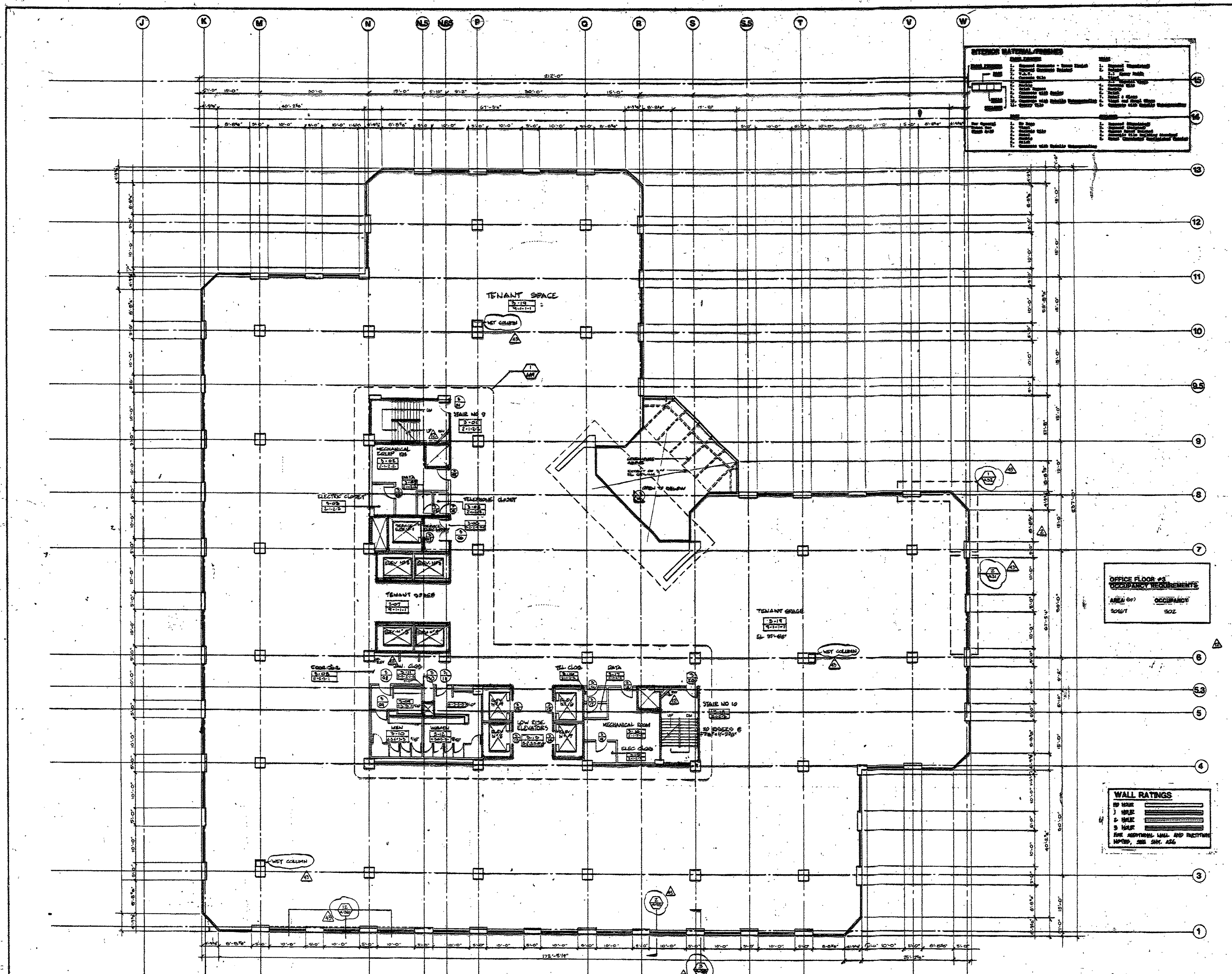
JUL 18 1982

|    |                      |
|----|----------------------|
| 1  | GENERAL              |
| 2  | FOUNDATION           |
| 3  | FRONT ELEVATION      |
| 4  | REAR ELEVATION       |
| 5  | RIGHT SIDE ELEVATION |
| 6  | LEFT SIDE ELEVATION  |
| 7  | SECTION 1            |
| 8  | SECTION 2            |
| 9  | SECTION 3            |
| 10 | SECTION 4            |
| 11 | SECTION 5            |
| 12 | SECTION 6            |
| 13 | SECTION 7            |
| 14 | SECTION 8            |
| 15 | SECTION 9            |
| 16 | SECTION 10           |
| 17 | SECTION 11           |
| 18 | SECTION 12           |
| 19 | SECTION 13           |
| 20 | SECTION 14           |
| 21 | SECTION 15           |
| 22 | SECTION 16           |
| 23 | SECTION 17           |
| 24 | SECTION 18           |
| 25 | SECTION 19           |
| 26 | SECTION 20           |
| 27 | SECTION 21           |
| 28 | SECTION 22           |





- CONSULTANTS**
- ARCHITECTURAL**  
 BRENNAN BEER GORMAN  
 57 Madison Avenue  
 New York, N.Y. 10022  
 212-887-7667
- MECHANICAL**  
 BURTON AND VAN HOLSTEN INC.  
 10 North Main Street  
 West Hartford, CT 06107  
 203-235-2365
- STRUCTURAL**  
 LEV ZETLIN ASSOCIATES  
 641 Avenue of the Americas  
 New York, N.Y. 10014  
 212-761-1399
- LANDSCAPE**  
 CR-3 Inc.  
 573 Hopminton Street  
 Simsbury, CT 06073  
 203-451-1985



**EXTERIOR MATERIAL FINISHES**

|    |                  |
|----|------------------|
| 1  | CONCRETE         |
| 2  | PAINT            |
| 3  | GLASS            |
| 4  | BRICK            |
| 5  | STONE            |
| 6  | WOOD             |
| 7  | ROOFING          |
| 8  | LANDSCAPE        |
| 9  | MECHANICAL       |
| 10 | ELECTRICAL       |
| 11 | PLUMBING         |
| 12 | TELEPHONE        |
| 13 | DATA             |
| 14 | MECHANICAL ROOM  |
| 15 | ELECTRIC CLOSET  |
| 16 | TELEPHONE CLOSET |
| 17 | STAIR            |
| 18 | MECHANICAL ROOM  |
| 19 | TENANT OFFICE    |
| 20 | TENANT SPACE     |

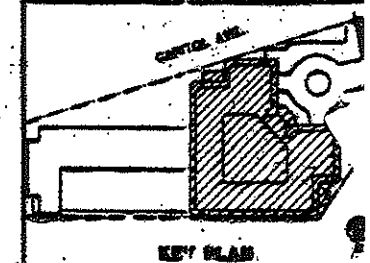
**OFFICE FLOOR #8  
OCCUPANCY REQUIREMENTS**

| AREA (sq') | OCCUPANCY |
|------------|-----------|
| 20167      | 202       |

**WALL RATINGS**

|         |     |
|---------|-----|
| 10' MAX | --- |
| 8' MAX  | --- |
| 6' MAX  | --- |
| 5' MAX  | --- |

SEE ADDITIONAL WALL AND PARTITION  
 NOTES, SEE SHEET 426

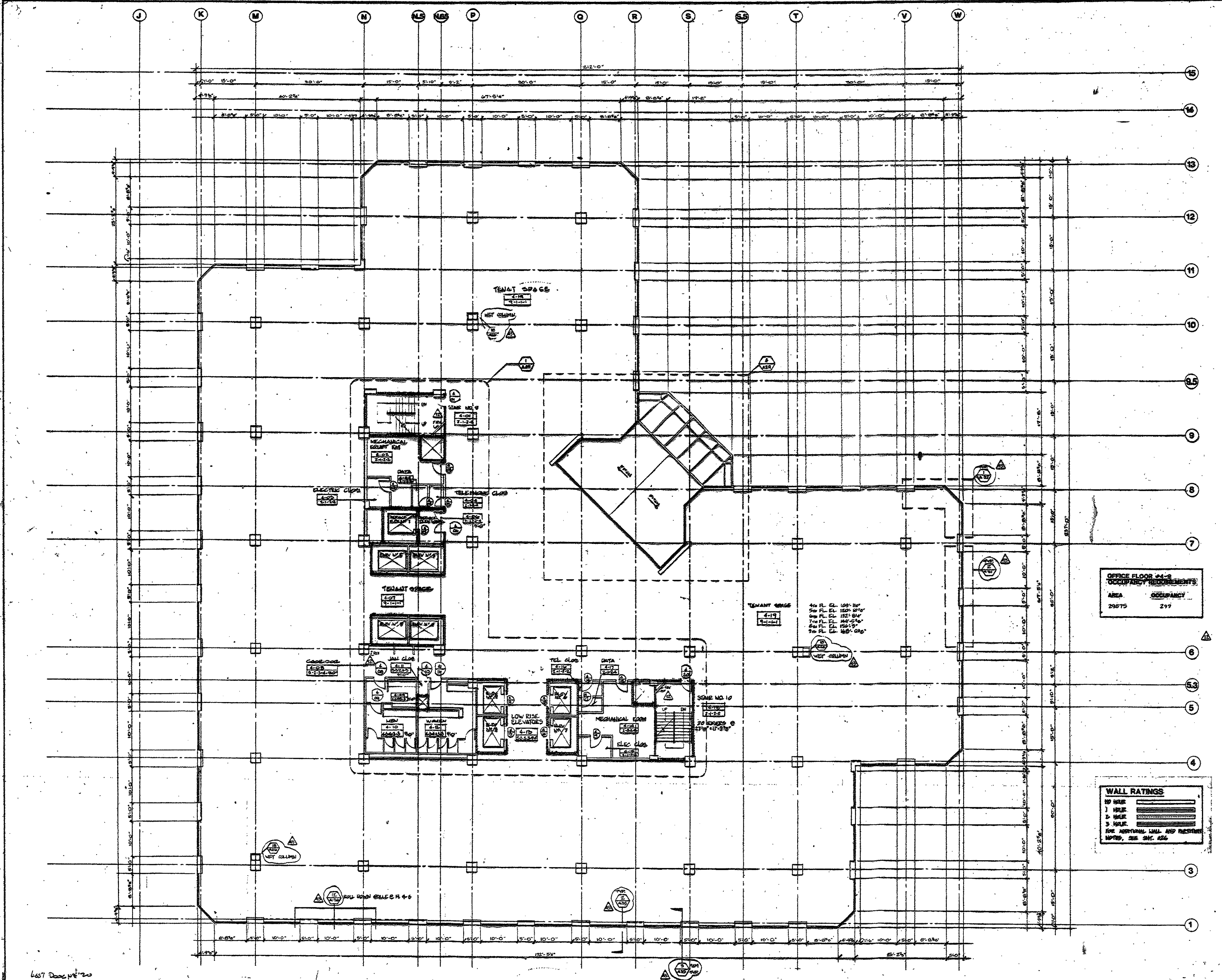


**REVISIONS**

| NO. | DATE    | DESCRIPTION            |
|-----|---------|------------------------|
| 1   | 11-7-85 | CLASSIFICATION NO. 22  |
| 2   | 12-2-85 | FIELD NO. EQUIPMENT    |
| 3   | 12-2-85 | REVISIONS TO 4A HAZARD |
| 4   | 12-2-85 | REVISIONS TO 4A HAZARD |
| 5   | 12-2-85 | REVISIONS TO 4A HAZARD |
| 6   | 12-2-85 | REVISIONS TO 4A HAZARD |
| 7   | 12-2-85 | REVISIONS TO 4A HAZARD |
| 8   | 12-2-85 | REVISIONS TO 4A HAZARD |
| 9   | 12-2-85 | REVISIONS TO 4A HAZARD |
| 10  | 12-2-85 | REVISIONS TO 4A HAZARD |
| 11  | 12-2-85 | REVISIONS TO 4A HAZARD |
| 12  | 12-2-85 | REVISIONS TO 4A HAZARD |
| 13  | 12-2-85 | REVISIONS TO 4A HAZARD |
| 14  | 12-2-85 | REVISIONS TO 4A HAZARD |
| 15  | 12-2-85 | REVISIONS TO 4A HAZARD |
| 16  | 12-2-85 | REVISIONS TO 4A HAZARD |
| 17  | 12-2-85 | REVISIONS TO 4A HAZARD |
| 18  | 12-2-85 | REVISIONS TO 4A HAZARD |
| 19  | 12-2-85 | REVISIONS TO 4A HAZARD |
| 20  | 12-2-85 | REVISIONS TO 4A HAZARD |



- CONSULTANTS**
- ARCHITECTURAL**  
 BRENNAN BEER GORMAN  
 315 Madison Avenue  
 New York, N.Y. 10017  
 212-685-7600
- MECHANICAL**  
 BURTON AND VAN HOUTEN, INC.  
 10 North Main Street  
 West Hartford, CT 06107  
 203-238-2265
- STRUCTURAL**  
 LEV ZETLIN ASSOCIATES  
 64 Avenue of the Americas  
 New York, N.Y. 10011  
 212-761-1300
- LANDSCAPE**  
 CEJ Inc.  
 371 Housatonic Street  
 Stamford, CT 06907  
 203-658-1885



**OFFICE FLOOR 14-B  
 OCCUPANCY REQUIREMENTS**

| AREA  | OCCUPANCY |
|-------|-----------|
| 29875 | 299       |

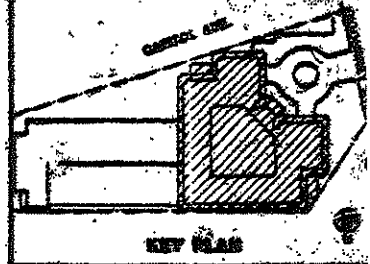
**TENANT OFFICE  
 4-17**

|             |              |
|-------------|--------------|
| 4th Fl. Cl. | 108'-10"     |
| 5th Fl. Cl. | 102'-10 1/2" |
| 6th Fl. Cl. | 102'-0 1/2"  |
| 7th Fl. Cl. | 104'-0 1/2"  |
| 8th Fl. Cl. | 104'-5"      |
| 9th Fl. Cl. | 100'-0 1/2"  |

**WALL RATINGS**

|         |   |
|---------|---|
| NO RISE | 1 |
| 1 HOUR  | 2 |
| 2 HOUR  | 3 |
| 3 HOUR  | 4 |

SEE ADDITIONAL WALL AND PARTITION NOTES, SEE SHEET 426

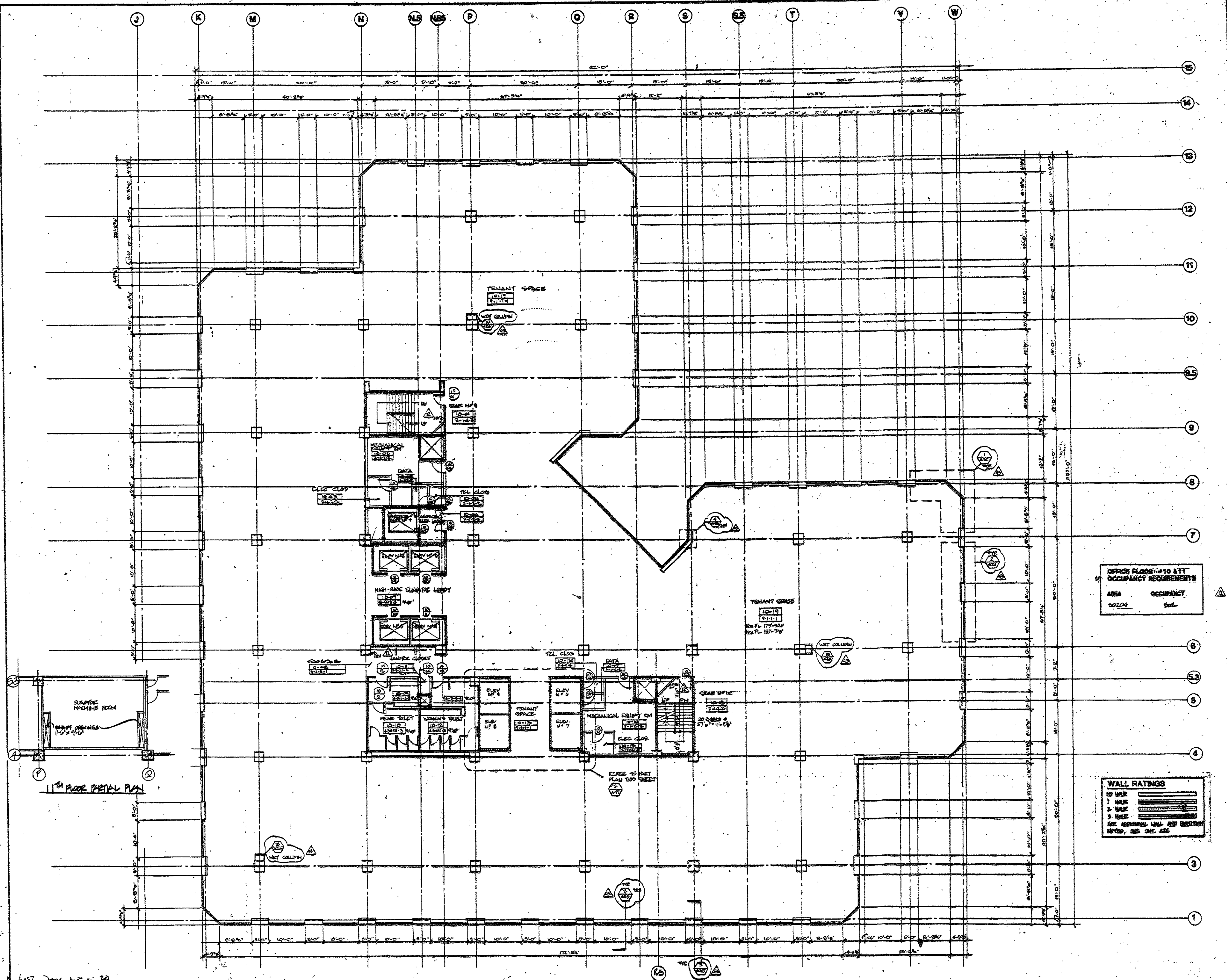


**REVISIONS**

| NO.    | DESCRIPTION                     | DATE | BY |
|--------|---------------------------------|------|----|
| 1-185  | CONSTRUCTION NOTES              |      |    |
| 2-185  | REVISIONS TO CONSTRUCTION NOTES |      |    |
| 3-185  | REVISIONS TO CONSTRUCTION NOTES |      |    |
| 4-185  | REVISIONS TO CONSTRUCTION NOTES |      |    |
| 5-185  | REVISIONS TO CONSTRUCTION NOTES |      |    |
| 6-185  | REVISIONS TO CONSTRUCTION NOTES |      |    |
| 7-185  | REVISIONS TO CONSTRUCTION NOTES |      |    |
| 8-185  | REVISIONS TO CONSTRUCTION NOTES |      |    |
| 9-185  | REVISIONS TO CONSTRUCTION NOTES |      |    |
| 10-185 | REVISIONS TO CONSTRUCTION NOTES |      |    |
| 11-185 | REVISIONS TO CONSTRUCTION NOTES |      |    |
| 12-185 | REVISIONS TO CONSTRUCTION NOTES |      |    |
| 13-185 | REVISIONS TO CONSTRUCTION NOTES |      |    |
| 14-185 | REVISIONS TO CONSTRUCTION NOTES |      |    |
| 15-185 | REVISIONS TO CONSTRUCTION NOTES |      |    |
| 16-185 | REVISIONS TO CONSTRUCTION NOTES |      |    |
| 17-185 | REVISIONS TO CONSTRUCTION NOTES |      |    |
| 18-185 | REVISIONS TO CONSTRUCTION NOTES |      |    |
| 19-185 | REVISIONS TO CONSTRUCTION NOTES |      |    |
| 20-185 | REVISIONS TO CONSTRUCTION NOTES |      |    |
| 21-185 | REVISIONS TO CONSTRUCTION NOTES |      |    |
| 22-185 | REVISIONS TO CONSTRUCTION NOTES |      |    |
| 23-185 | REVISIONS TO CONSTRUCTION NOTES |      |    |
| 24-185 | REVISIONS TO CONSTRUCTION NOTES |      |    |
| 25-185 | REVISIONS TO CONSTRUCTION NOTES |      |    |
| 26-185 | REVISIONS TO CONSTRUCTION NOTES |      |    |
| 27-185 | REVISIONS TO CONSTRUCTION NOTES |      |    |
| 28-185 | REVISIONS TO CONSTRUCTION NOTES |      |    |
| 29-185 | REVISIONS TO CONSTRUCTION NOTES |      |    |
| 30-185 | REVISIONS TO CONSTRUCTION NOTES |      |    |
| 31-185 | REVISIONS TO CONSTRUCTION NOTES |      |    |
| 32-185 | REVISIONS TO CONSTRUCTION NOTES |      |    |
| 33-185 | REVISIONS TO CONSTRUCTION NOTES |      |    |
| 34-185 | REVISIONS TO CONSTRUCTION NOTES |      |    |
| 35-185 | REVISIONS TO CONSTRUCTION NOTES |      |    |
| 36-185 | REVISIONS TO CONSTRUCTION NOTES |      |    |
| 37-185 | REVISIONS TO CONSTRUCTION NOTES |      |    |
| 38-185 | REVISIONS TO CONSTRUCTION NOTES |      |    |
| 39-185 | REVISIONS TO CONSTRUCTION NOTES |      |    |
| 40-185 | REVISIONS TO CONSTRUCTION NOTES |      |    |
| 41-185 | REVISIONS TO CONSTRUCTION NOTES |      |    |
| 42-185 | REVISIONS TO CONSTRUCTION NOTES |      |    |
| 43-185 | REVISIONS TO CONSTRUCTION NOTES |      |    |
| 44-185 | REVISIONS TO CONSTRUCTION NOTES |      |    |
| 45-185 | REVISIONS TO CONSTRUCTION NOTES |      |    |
| 46-185 | REVISIONS TO CONSTRUCTION NOTES |      |    |
| 47-185 | REVISIONS TO CONSTRUCTION NOTES |      |    |
| 48-185 | REVISIONS TO CONSTRUCTION NOTES |      |    |
| 49-185 | REVISIONS TO CONSTRUCTION NOTES |      |    |
| 50-185 | REVISIONS TO CONSTRUCTION NOTES |      |    |



- CONSULTANTS**
- ARCHITECTURAL**  
 BRENNAN BEER GORMAN  
 515 Madison Avenue  
 New York, N.Y. 10022  
 212-687-7600
- MECHANICAL**  
 BURTON AND VAN NOUTEN, INC.  
 10 North Main Street  
 West Hartford, CT 06107  
 203-235-2260
- STRUCTURAL**  
 LEV ZETLIN ASSOCIATES  
 64 Avenue of the Americas  
 New York, N.Y. 10011  
 212-761-1300
- LANDSCAPE**  
 C&J Inc.  
 571 Main Street  
 Simsbury, CT 06072  
 203-639-1983



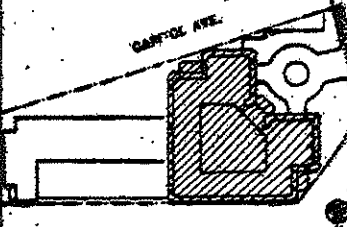
**OFFICE FLOOR #10 & 11 OCCUPANCY REQUIREMENTS**

| AREA  | OCCUPANCY |
|-------|-----------|
| 10-10 | 200       |
| 10-11 | 200       |

**WALL RATINGS**

| NO. WALL | DESCRIPTION    |
|----------|----------------|
| 1        | 1/2" G.I. WALL |
| 2        | 1/2" G.I. WALL |
| 3        | 1/2" G.I. WALL |

SEE APPROPRIATE WALL AND PARTITION SCHEDULES, SEE SHEET 402



**REVISIONS**

| NO. | DATE    | DESCRIPTION      | BY |
|-----|---------|------------------|----|
| 1   | 11/1/85 | ISSUE FOR PERMIT |    |
| 2   | 11/1/85 | ISSUE FOR PERMIT |    |
| 3   | 11/1/85 | ISSUE FOR PERMIT |    |
| 4   | 11/1/85 | ISSUE FOR PERMIT |    |
| 5   | 11/1/85 | ISSUE FOR PERMIT |    |
| 6   | 11/1/85 | ISSUE FOR PERMIT |    |
| 7   | 11/1/85 | ISSUE FOR PERMIT |    |
| 8   | 11/1/85 | ISSUE FOR PERMIT |    |
| 9   | 11/1/85 | ISSUE FOR PERMIT |    |
| 10  | 11/1/85 | ISSUE FOR PERMIT |    |
| 11  | 11/1/85 | ISSUE FOR PERMIT |    |
| 12  | 11/1/85 | ISSUE FOR PERMIT |    |
| 13  | 11/1/85 | ISSUE FOR PERMIT |    |
| 14  | 11/1/85 | ISSUE FOR PERMIT |    |
| 15  | 11/1/85 | ISSUE FOR PERMIT |    |
| 16  | 11/1/85 | ISSUE FOR PERMIT |    |
| 17  | 11/1/85 | ISSUE FOR PERMIT |    |
| 18  | 11/1/85 | ISSUE FOR PERMIT |    |
| 19  | 11/1/85 | ISSUE FOR PERMIT |    |
| 20  | 11/1/85 | ISSUE FOR PERMIT |    |
| 21  | 11/1/85 | ISSUE FOR PERMIT |    |
| 22  | 11/1/85 | ISSUE FOR PERMIT |    |
| 23  | 11/1/85 | ISSUE FOR PERMIT |    |
| 24  | 11/1/85 | ISSUE FOR PERMIT |    |
| 25  | 11/1/85 | ISSUE FOR PERMIT |    |
| 26  | 11/1/85 | ISSUE FOR PERMIT |    |
| 27  | 11/1/85 | ISSUE FOR PERMIT |    |
| 28  | 11/1/85 | ISSUE FOR PERMIT |    |
| 29  | 11/1/85 | ISSUE FOR PERMIT |    |
| 30  | 11/1/85 | ISSUE FOR PERMIT |    |
| 31  | 11/1/85 | ISSUE FOR PERMIT |    |
| 32  | 11/1/85 | ISSUE FOR PERMIT |    |
| 33  | 11/1/85 | ISSUE FOR PERMIT |    |
| 34  | 11/1/85 | ISSUE FOR PERMIT |    |
| 35  | 11/1/85 | ISSUE FOR PERMIT |    |
| 36  | 11/1/85 | ISSUE FOR PERMIT |    |
| 37  | 11/1/85 | ISSUE FOR PERMIT |    |
| 38  | 11/1/85 | ISSUE FOR PERMIT |    |
| 39  | 11/1/85 | ISSUE FOR PERMIT |    |
| 40  | 11/1/85 | ISSUE FOR PERMIT |    |
| 41  | 11/1/85 | ISSUE FOR PERMIT |    |
| 42  | 11/1/85 | ISSUE FOR PERMIT |    |
| 43  | 11/1/85 | ISSUE FOR PERMIT |    |
| 44  | 11/1/85 | ISSUE FOR PERMIT |    |
| 45  | 11/1/85 | ISSUE FOR PERMIT |    |
| 46  | 11/1/85 | ISSUE FOR PERMIT |    |
| 47  | 11/1/85 | ISSUE FOR PERMIT |    |
| 48  | 11/1/85 | ISSUE FOR PERMIT |    |
| 49  | 11/1/85 | ISSUE FOR PERMIT |    |
| 50  | 11/1/85 | ISSUE FOR PERMIT |    |
| 51  | 11/1/85 | ISSUE FOR PERMIT |    |
| 52  | 11/1/85 | ISSUE FOR PERMIT |    |
| 53  | 11/1/85 | ISSUE FOR PERMIT |    |
| 54  | 11/1/85 | ISSUE FOR PERMIT |    |
| 55  | 11/1/85 | ISSUE FOR PERMIT |    |
| 56  | 11/1/85 | ISSUE FOR PERMIT |    |
| 57  | 11/1/85 | ISSUE FOR PERMIT |    |
| 58  | 11/1/85 | ISSUE FOR PERMIT |    |
| 59  | 11/1/85 | ISSUE FOR PERMIT |    |
| 60  | 11/1/85 | ISSUE FOR PERMIT |    |
| 61  | 11/1/85 | ISSUE FOR PERMIT |    |
| 62  | 11/1/85 | ISSUE FOR PERMIT |    |
| 63  | 11/1/85 | ISSUE FOR PERMIT |    |
| 64  | 11/1/85 | ISSUE FOR PERMIT |    |
| 65  | 11/1/85 | ISSUE FOR PERMIT |    |
| 66  | 11/1/85 | ISSUE FOR PERMIT |    |
| 67  | 11/1/85 | ISSUE FOR PERMIT |    |
| 68  | 11/1/85 | ISSUE FOR PERMIT |    |
| 69  | 11/1/85 | ISSUE FOR PERMIT |    |
| 70  | 11/1/85 | ISSUE FOR PERMIT |    |
| 71  | 11/1/85 | ISSUE FOR PERMIT |    |
| 72  | 11/1/85 | ISSUE FOR PERMIT |    |
| 73  | 11/1/85 | ISSUE FOR PERMIT |    |
| 74  | 11/1/85 | ISSUE FOR PERMIT |    |
| 75  | 11/1/85 | ISSUE FOR PERMIT |    |
| 76  | 11/1/85 | ISSUE FOR PERMIT |    |
| 77  | 11/1/85 | ISSUE FOR PERMIT |    |
| 78  | 11/1/85 | ISSUE FOR PERMIT |    |
| 79  | 11/1/85 | ISSUE FOR PERMIT |    |
| 80  | 11/1/85 | ISSUE FOR PERMIT |    |
| 81  | 11/1/85 | ISSUE FOR PERMIT |    |
| 82  | 11/1/85 | ISSUE FOR PERMIT |    |
| 83  | 11/1/85 | ISSUE FOR PERMIT |    |
| 84  | 11/1/85 | ISSUE FOR PERMIT |    |
| 85  | 11/1/85 | ISSUE FOR PERMIT |    |
| 86  | 11/1/85 | ISSUE FOR PERMIT |    |
| 87  | 11/1/85 | ISSUE FOR PERMIT |    |
| 88  | 11/1/85 | ISSUE FOR PERMIT |    |
| 89  | 11/1/85 | ISSUE FOR PERMIT |    |
| 90  | 11/1/85 | ISSUE FOR PERMIT |    |
| 91  | 11/1/85 | ISSUE FOR PERMIT |    |
| 92  | 11/1/85 | ISSUE FOR PERMIT |    |
| 93  | 11/1/85 | ISSUE FOR PERMIT |    |
| 94  | 11/1/85 | ISSUE FOR PERMIT |    |
| 95  | 11/1/85 | ISSUE FOR PERMIT |    |
| 96  | 11/1/85 | ISSUE FOR PERMIT |    |
| 97  | 11/1/85 | ISSUE FOR PERMIT |    |
| 98  | 11/1/85 | ISSUE FOR PERMIT |    |
| 99  | 11/1/85 | ISSUE FOR PERMIT |    |
| 100 | 11/1/85 | ISSUE FOR PERMIT |    |

LAST JUNE NO. 20

DATE NO. REVISIONS BY



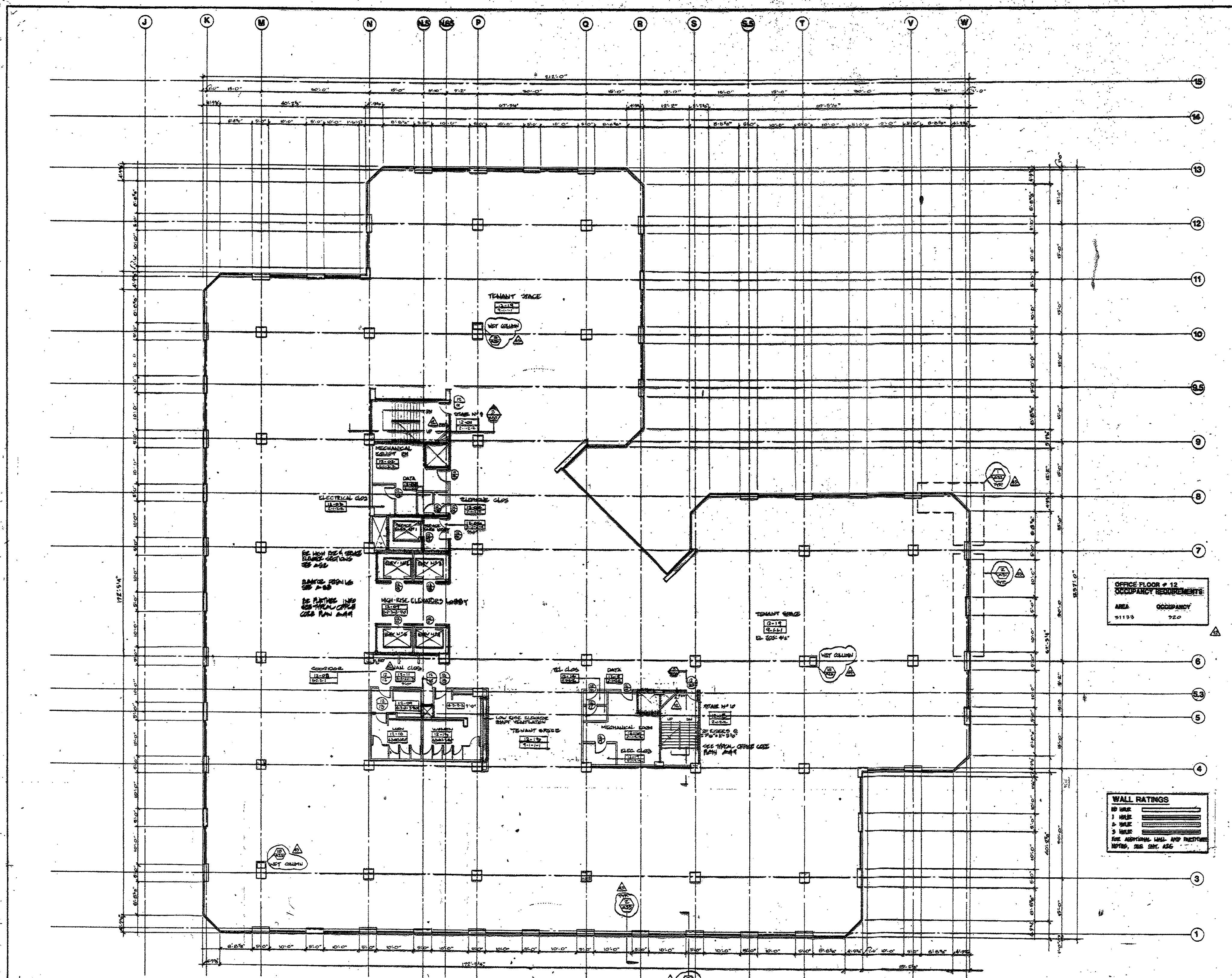
**CONSULTANTS**

**ARCHITECTURAL**  
 BRENNAN BEER GORMAN  
 55 Madison Avenue  
 New York, N.Y. 10022  
 212-887-7600

**MECHANICAL**  
 BURTON AND VAN HOLTER, INC.  
 10 North Main Street  
 West Hartford, CT 06107  
 203-236-2365

**STRUCTURAL**  
 LEV ZETLIN ASSOCIATES  
 641 Avenue of the Americas  
 New York, N.Y. 10011  
 212-361-1300

**LANDSCAPE**  
 CB 3 Inc.  
 571 Hamdenway Street  
 Simsbury, CT 06093  
 203-438-1825



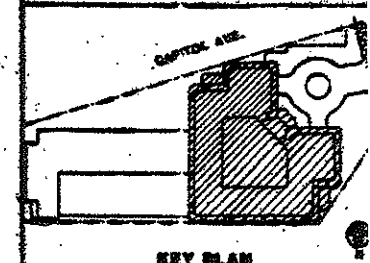
**OFFICE FLOOR # 12  
 OCCUPANCY REQUIREMENTS:**

| AREA  | OCCUPANCY |
|-------|-----------|
| 51133 | 720       |

**WALL RATINGS**

|        |       |
|--------|-------|
| 1 HOUR | ————— |
| 2 HOUR | ————— |
| 3 HOUR | ————— |

SEE ADDITIONAL WALL AND PARTITION NOTES, SEE SH. 205



**REVISIONS**

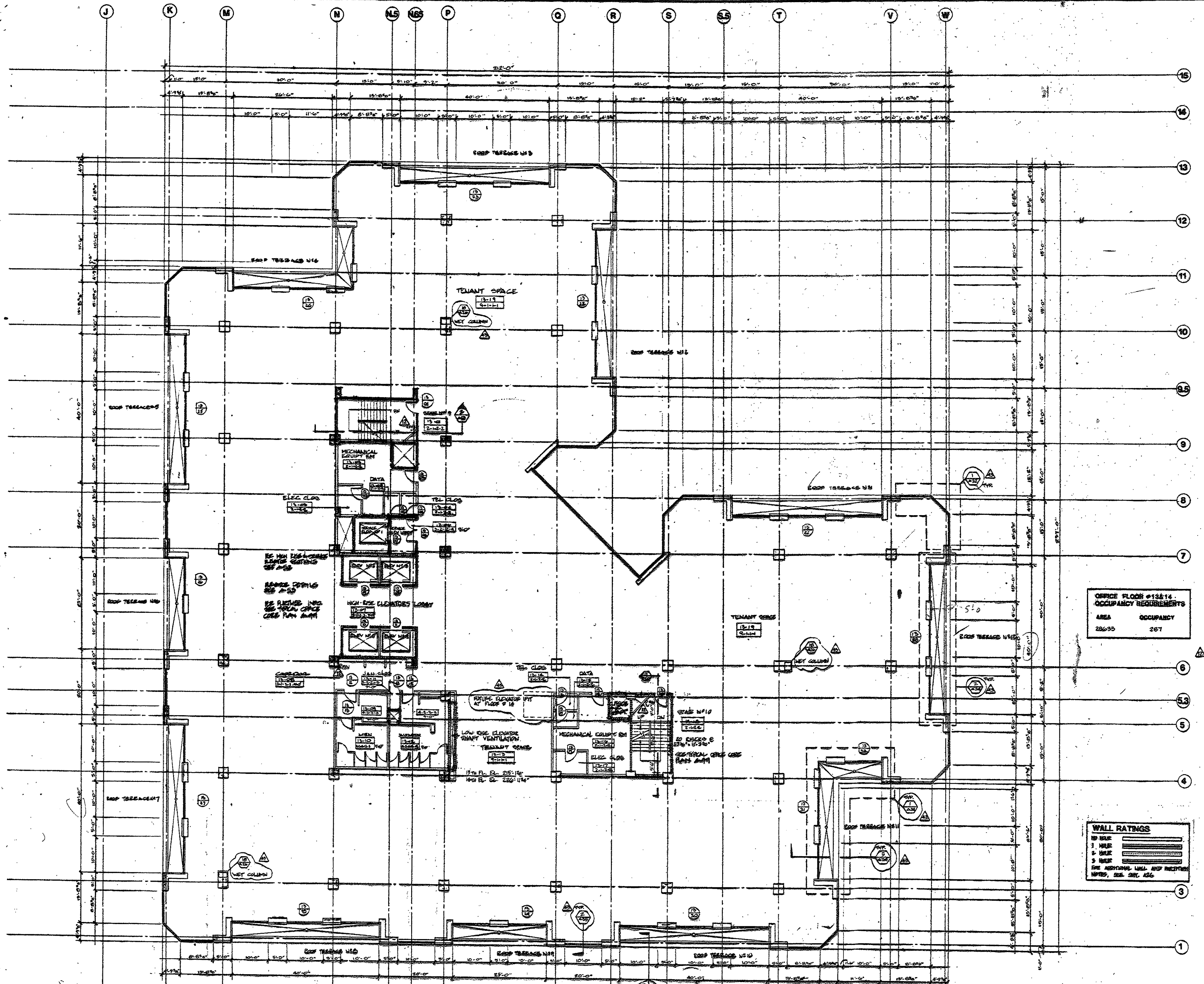
| NO. | DATE    | DESCRIPTION            | BY |
|-----|---------|------------------------|----|
| 1   | 11/1985 | ISSUE FOR PERMIT       |    |
| 2   |         | ISSUE FOR CONSTRUCTION |    |
| 3   |         | ISSUE FOR OCCUPANCY    |    |
| 4   |         | ISSUE FOR RECORD       |    |
| 5   |         | ISSUE FOR AS-BUILT     |    |
| 6   |         | ISSUE FOR FINAL        |    |

Last Date 11-80

DATE  
 CHECKED  
 DATE



- CONSULTANTS**
- ARCHITECTURAL**  
BRENNAN BEER GORMAN  
315 Madison Avenue  
New York, N.Y. 10017  
212-888-7663
- MECHANICAL**  
BURTON AND VAN HOLLEN, INC.  
10 North Main Street  
West Hartford, CT 06007  
203-234-2365
- STRUCTURAL**  
LEV ZETLIN ASSOCIATES  
641 Avenue of the Americas  
New York, N.Y. 10011  
212-761-1300
- LANDSCAPE**  
CR 3 Inc.  
571 Popponesset Street  
Stamford, CT 06907  
203-658-1988



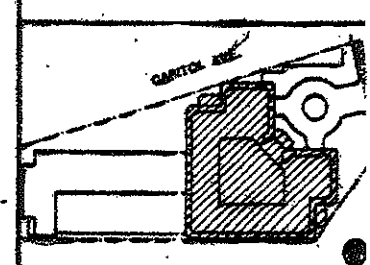
**OFFICE FLOOR #13&14  
OCCUPANCY REQUIREMENTS**

| AREA   | OCCUPANCY |
|--------|-----------|
| 286-25 | 267       |

**WALL RATINGS**

|           |           |
|-----------|-----------|
| 10 H.R.C. | 10 H.R.C. |
| 5 H.R.C.  | 5 H.R.C.  |
| 3 H.R.C.  | 3 H.R.C.  |
| 2 H.R.C.  | 2 H.R.C.  |

SEE ARCHITECTS' WALL AND PARTITION NOTES, SEE SHEET 226

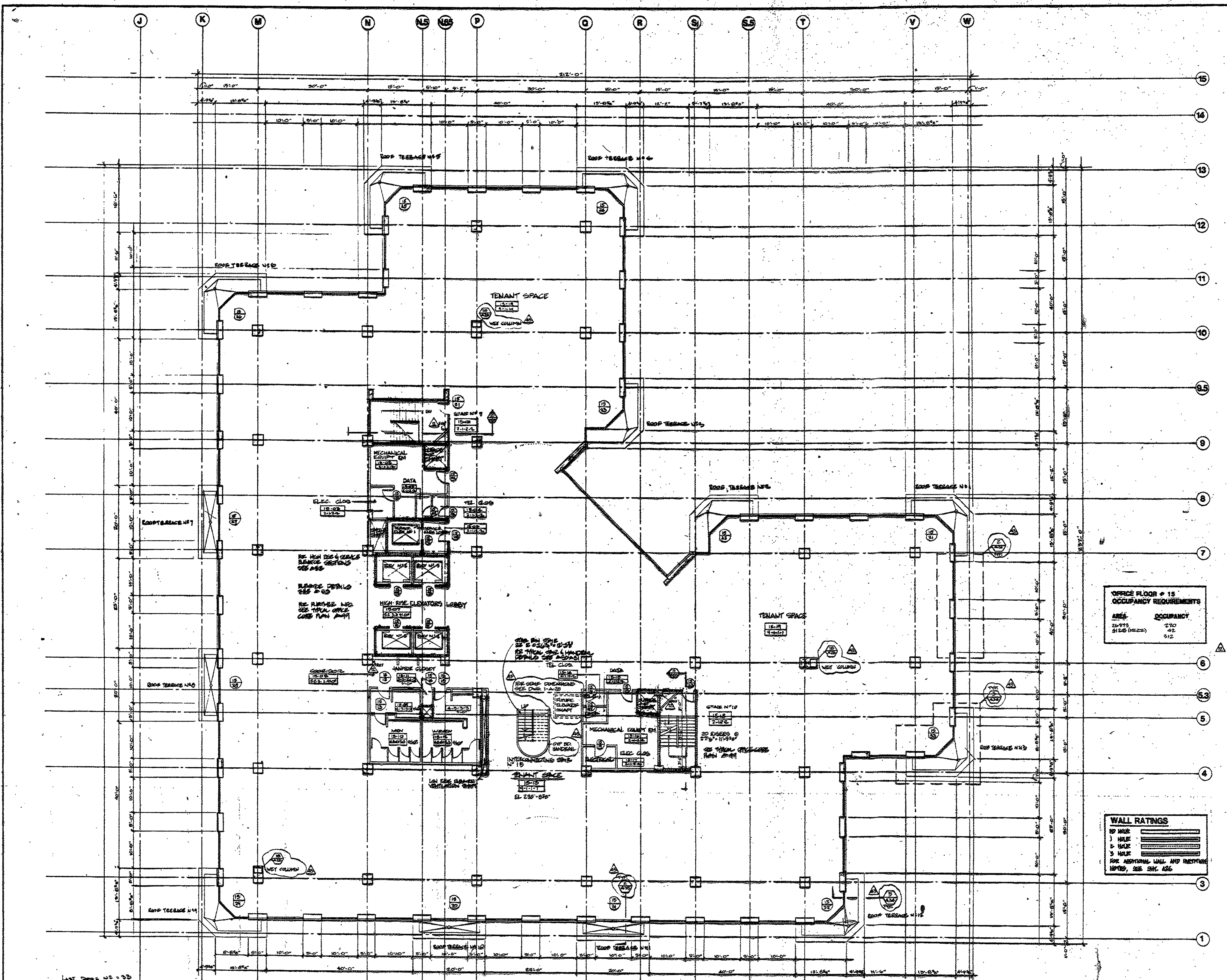


**CLASSIFICATION # 22**

| DATE     | REVISION | BY |
|----------|----------|----|
| 12-28-84 | 1        | WJ |
| 12-28-84 | 2        | WJ |
| 12-28-84 | 3        | WJ |
| 12-28-84 | 4        | WJ |
| 12-28-84 | 5        | WJ |
| 12-28-84 | 6        | WJ |
| 12-28-84 | 7        | WJ |
| 12-28-84 | 8        | WJ |
| 12-28-84 | 9        | WJ |
| 12-28-84 | 10       | WJ |
| 12-28-84 | 11       | WJ |
| 12-28-84 | 12       | WJ |
| 12-28-84 | 13       | WJ |
| 12-28-84 | 14       | WJ |
| 12-28-84 | 15       | WJ |
| 12-28-84 | 16       | WJ |
| 12-28-84 | 17       | WJ |
| 12-28-84 | 18       | WJ |
| 12-28-84 | 19       | WJ |
| 12-28-84 | 20       | WJ |
| 12-28-84 | 21       | WJ |
| 12-28-84 | 22       | WJ |
| 12-28-84 | 23       | WJ |
| 12-28-84 | 24       | WJ |
| 12-28-84 | 25       | WJ |
| 12-28-84 | 26       | WJ |
| 12-28-84 | 27       | WJ |
| 12-28-84 | 28       | WJ |
| 12-28-84 | 29       | WJ |
| 12-28-84 | 30       | WJ |
| 12-28-84 | 31       | WJ |
| 12-28-84 | 32       | WJ |
| 12-28-84 | 33       | WJ |
| 12-28-84 | 34       | WJ |
| 12-28-84 | 35       | WJ |
| 12-28-84 | 36       | WJ |
| 12-28-84 | 37       | WJ |
| 12-28-84 | 38       | WJ |
| 12-28-84 | 39       | WJ |
| 12-28-84 | 40       | WJ |
| 12-28-84 | 41       | WJ |
| 12-28-84 | 42       | WJ |
| 12-28-84 | 43       | WJ |
| 12-28-84 | 44       | WJ |
| 12-28-84 | 45       | WJ |
| 12-28-84 | 46       | WJ |
| 12-28-84 | 47       | WJ |
| 12-28-84 | 48       | WJ |
| 12-28-84 | 49       | WJ |
| 12-28-84 | 50       | WJ |
| 12-28-84 | 51       | WJ |
| 12-28-84 | 52       | WJ |
| 12-28-84 | 53       | WJ |
| 12-28-84 | 54       | WJ |
| 12-28-84 | 55       | WJ |
| 12-28-84 | 56       | WJ |
| 12-28-84 | 57       | WJ |
| 12-28-84 | 58       | WJ |
| 12-28-84 | 59       | WJ |
| 12-28-84 | 60       | WJ |
| 12-28-84 | 61       | WJ |
| 12-28-84 | 62       | WJ |
| 12-28-84 | 63       | WJ |
| 12-28-84 | 64       | WJ |
| 12-28-84 | 65       | WJ |
| 12-28-84 | 66       | WJ |
| 12-28-84 | 67       | WJ |
| 12-28-84 | 68       | WJ |
| 12-28-84 | 69       | WJ |
| 12-28-84 | 70       | WJ |
| 12-28-84 | 71       | WJ |
| 12-28-84 | 72       | WJ |
| 12-28-84 | 73       | WJ |
| 12-28-84 | 74       | WJ |
| 12-28-84 | 75       | WJ |
| 12-28-84 | 76       | WJ |
| 12-28-84 | 77       | WJ |
| 12-28-84 | 78       | WJ |
| 12-28-84 | 79       | WJ |
| 12-28-84 | 80       | WJ |
| 12-28-84 | 81       | WJ |
| 12-28-84 | 82       | WJ |
| 12-28-84 | 83       | WJ |
| 12-28-84 | 84       | WJ |
| 12-28-84 | 85       | WJ |
| 12-28-84 | 86       | WJ |
| 12-28-84 | 87       | WJ |
| 12-28-84 | 88       | WJ |
| 12-28-84 | 89       | WJ |
| 12-28-84 | 90       | WJ |
| 12-28-84 | 91       | WJ |
| 12-28-84 | 92       | WJ |
| 12-28-84 | 93       | WJ |
| 12-28-84 | 94       | WJ |
| 12-28-84 | 95       | WJ |
| 12-28-84 | 96       | WJ |
| 12-28-84 | 97       | WJ |
| 12-28-84 | 98       | WJ |
| 12-28-84 | 99       | WJ |
| 12-28-84 | 100      | WJ |



- CONSULTANTS**
- ARCHITECTURAL**  
 BRENNAN BEER GORMAN  
 315 Madison Avenue  
 New York, N.Y. 10022  
 212-687-7600
- MECHANICAL**  
 HORTON AND VAN HOUTEN, INC.  
 10 North Main Street  
 West Hartford, CT 06107  
 203-236-2365
- STRUCTURAL**  
 LEV ZETLIN ASSOCIATES  
 644 Avenue of the Americas  
 New York, N.Y. 10011  
 212-761-1300
- LANDSCAPE**  
 C&S Inc.  
 571 Hamdenway Street  
 Simsbury, CT 06170  
 203-638-1988



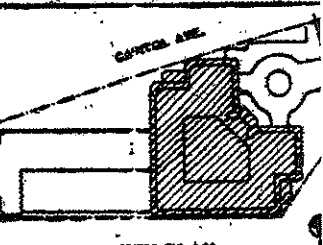
**OFFICE FLOOR # 15  
 OCCUPANCY REQUIREMENTS**

| AREA        | OCCUPANCY |
|-------------|-----------|
| 26,973      | 270       |
| 2126 (MEZZ) | 42        |
|             | 312       |

**WALL RATINGS**

|          |   |
|----------|---|
| 10' HOLE | 1 |
| 8' HOLE  | 2 |
| 6' HOLE  | 3 |

FOR ADDITIONAL WALL AND PARTITION NOTES, SEE SHEET 126

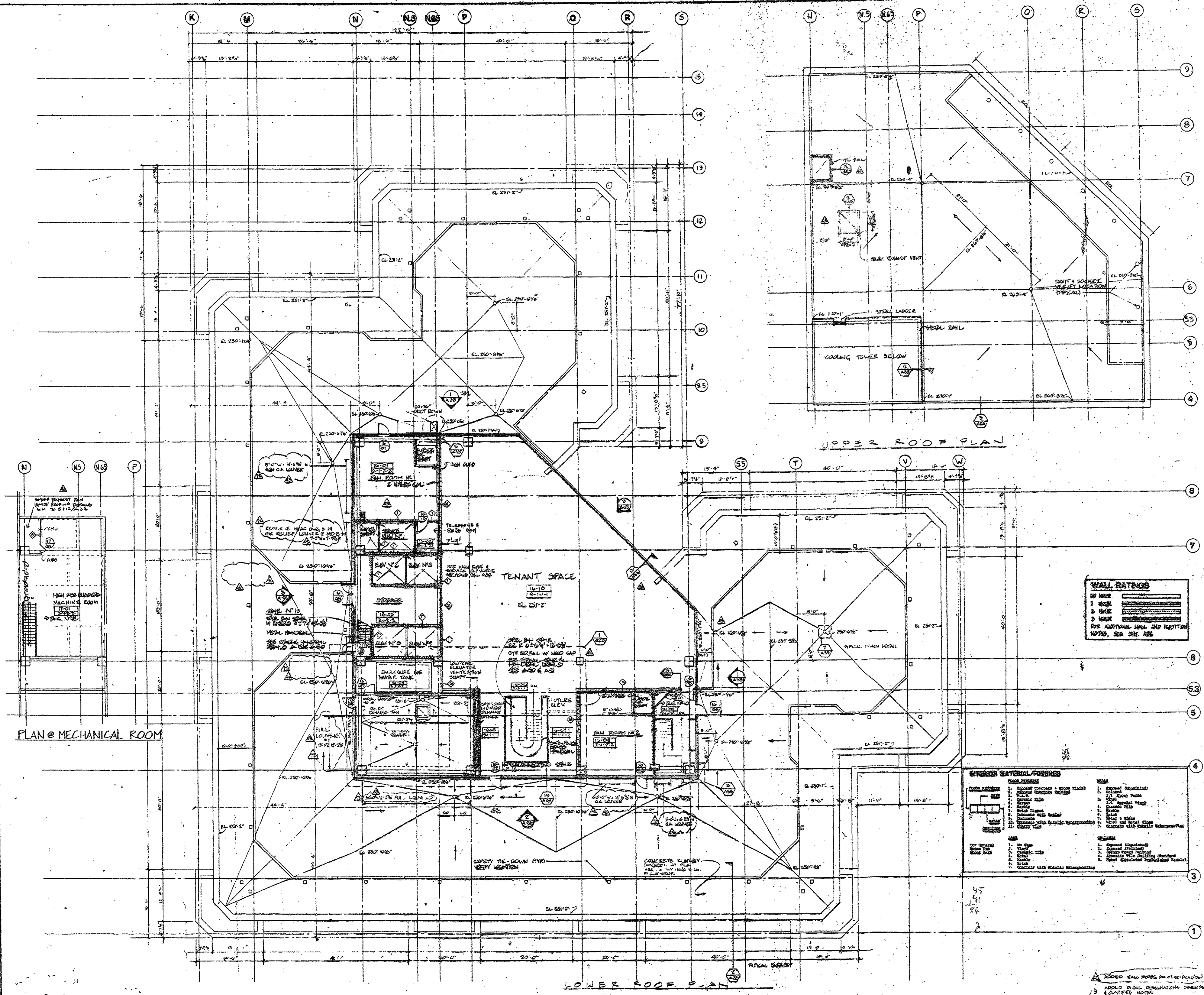


**REVISIONS**

| NO. | DATE     | DESCRIPTION       | BY  |
|-----|----------|-------------------|-----|
| 1   | 11/11/85 | ISSUED FOR PERMIT | ... |
| 2   |          | ...               | ... |
| 3   |          | ...               | ... |
| 4   |          | ...               | ... |
| 5   |          | ...               | ... |
| 6   |          | ...               | ... |
| 7   |          | ...               | ... |
| 8   |          | ...               | ... |
| 9   |          | ...               | ... |
| 10  |          | ...               | ... |



**CONSULTANTS**  
**ARCHITECTURAL**  
 BRENNAN BEER GORMAN  
 35 Madison Avenue  
 New York, N.Y. 10022  
 212-888-7663  
**MECHANICAL**  
 BURTON AND VAN HOUTEN, P.C.  
 10 North Main Street  
 West Hartford, CT 06107  
 203-236-2365  
**STRUCTURAL**  
 LEV ZETLIN ASSOCIATES  
 641 Avenue of the Americas  
 New York, N.Y. 10011  
 212-741-1300  
**LANDSCAPE**  
 CR3 Inc.  
 571 Hopedewey Street  
 Sturbury, CT 06470  
 203-658-1983



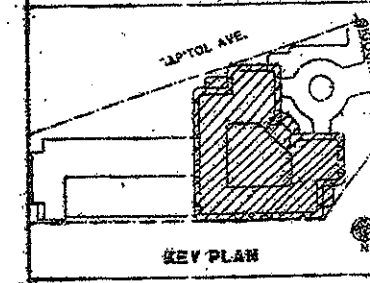
**WALL RATINGS**

|         |     |
|---------|-----|
| 10 HOUR | --- |
| 1 HOUR  | --- |
| 2 HOUR  | --- |
| 3 HOUR  | --- |

FOR ADDITIONAL LVL. AND PARTITION NOTES, SEE GEN. ASS.

**EXTERIOR MATERIALS/FINISHES**

| ITEM | DESCRIPTION                     | NOTES            |
|------|---------------------------------|------------------|
| 1    | Exterior Concrete - Form Finish | 1. Form Finish   |
| 2    | Exterior Concrete - Form Finish | 2. Form Finish   |
| 3    | Exterior Concrete - Form Finish | 3. Form Finish   |
| 4    | Exterior Concrete - Form Finish | 4. Form Finish   |
| 5    | Exterior Concrete - Form Finish | 5. Form Finish   |
| 6    | Exterior Concrete - Form Finish | 6. Form Finish   |
| 7    | Exterior Concrete - Form Finish | 7. Form Finish   |
| 8    | Exterior Concrete - Form Finish | 8. Form Finish   |
| 9    | Exterior Concrete - Form Finish | 9. Form Finish   |
| 10   | Exterior Concrete - Form Finish | 10. Form Finish  |
| 11   | Exterior Concrete - Form Finish | 11. Form Finish  |
| 12   | Exterior Concrete - Form Finish | 12. Form Finish  |
| 13   | Exterior Concrete - Form Finish | 13. Form Finish  |
| 14   | Exterior Concrete - Form Finish | 14. Form Finish  |
| 15   | Exterior Concrete - Form Finish | 15. Form Finish  |
| 16   | Exterior Concrete - Form Finish | 16. Form Finish  |
| 17   | Exterior Concrete - Form Finish | 17. Form Finish  |
| 18   | Exterior Concrete - Form Finish | 18. Form Finish  |
| 19   | Exterior Concrete - Form Finish | 19. Form Finish  |
| 20   | Exterior Concrete - Form Finish | 20. Form Finish  |
| 21   | Exterior Concrete - Form Finish | 21. Form Finish  |
| 22   | Exterior Concrete - Form Finish | 22. Form Finish  |
| 23   | Exterior Concrete - Form Finish | 23. Form Finish  |
| 24   | Exterior Concrete - Form Finish | 24. Form Finish  |
| 25   | Exterior Concrete - Form Finish | 25. Form Finish  |
| 26   | Exterior Concrete - Form Finish | 26. Form Finish  |
| 27   | Exterior Concrete - Form Finish | 27. Form Finish  |
| 28   | Exterior Concrete - Form Finish | 28. Form Finish  |
| 29   | Exterior Concrete - Form Finish | 29. Form Finish  |
| 30   | Exterior Concrete - Form Finish | 30. Form Finish  |
| 31   | Exterior Concrete - Form Finish | 31. Form Finish  |
| 32   | Exterior Concrete - Form Finish | 32. Form Finish  |
| 33   | Exterior Concrete - Form Finish | 33. Form Finish  |
| 34   | Exterior Concrete - Form Finish | 34. Form Finish  |
| 35   | Exterior Concrete - Form Finish | 35. Form Finish  |
| 36   | Exterior Concrete - Form Finish | 36. Form Finish  |
| 37   | Exterior Concrete - Form Finish | 37. Form Finish  |
| 38   | Exterior Concrete - Form Finish | 38. Form Finish  |
| 39   | Exterior Concrete - Form Finish | 39. Form Finish  |
| 40   | Exterior Concrete - Form Finish | 40. Form Finish  |
| 41   | Exterior Concrete - Form Finish | 41. Form Finish  |
| 42   | Exterior Concrete - Form Finish | 42. Form Finish  |
| 43   | Exterior Concrete - Form Finish | 43. Form Finish  |
| 44   | Exterior Concrete - Form Finish | 44. Form Finish  |
| 45   | Exterior Concrete - Form Finish | 45. Form Finish  |
| 46   | Exterior Concrete - Form Finish | 46. Form Finish  |
| 47   | Exterior Concrete - Form Finish | 47. Form Finish  |
| 48   | Exterior Concrete - Form Finish | 48. Form Finish  |
| 49   | Exterior Concrete - Form Finish | 49. Form Finish  |
| 50   | Exterior Concrete - Form Finish | 50. Form Finish  |
| 51   | Exterior Concrete - Form Finish | 51. Form Finish  |
| 52   | Exterior Concrete - Form Finish | 52. Form Finish  |
| 53   | Exterior Concrete - Form Finish | 53. Form Finish  |
| 54   | Exterior Concrete - Form Finish | 54. Form Finish  |
| 55   | Exterior Concrete - Form Finish | 55. Form Finish  |
| 56   | Exterior Concrete - Form Finish | 56. Form Finish  |
| 57   | Exterior Concrete - Form Finish | 57. Form Finish  |
| 58   | Exterior Concrete - Form Finish | 58. Form Finish  |
| 59   | Exterior Concrete - Form Finish | 59. Form Finish  |
| 60   | Exterior Concrete - Form Finish | 60. Form Finish  |
| 61   | Exterior Concrete - Form Finish | 61. Form Finish  |
| 62   | Exterior Concrete - Form Finish | 62. Form Finish  |
| 63   | Exterior Concrete - Form Finish | 63. Form Finish  |
| 64   | Exterior Concrete - Form Finish | 64. Form Finish  |
| 65   | Exterior Concrete - Form Finish | 65. Form Finish  |
| 66   | Exterior Concrete - Form Finish | 66. Form Finish  |
| 67   | Exterior Concrete - Form Finish | 67. Form Finish  |
| 68   | Exterior Concrete - Form Finish | 68. Form Finish  |
| 69   | Exterior Concrete - Form Finish | 69. Form Finish  |
| 70   | Exterior Concrete - Form Finish | 70. Form Finish  |
| 71   | Exterior Concrete - Form Finish | 71. Form Finish  |
| 72   | Exterior Concrete - Form Finish | 72. Form Finish  |
| 73   | Exterior Concrete - Form Finish | 73. Form Finish  |
| 74   | Exterior Concrete - Form Finish | 74. Form Finish  |
| 75   | Exterior Concrete - Form Finish | 75. Form Finish  |
| 76   | Exterior Concrete - Form Finish | 76. Form Finish  |
| 77   | Exterior Concrete - Form Finish | 77. Form Finish  |
| 78   | Exterior Concrete - Form Finish | 78. Form Finish  |
| 79   | Exterior Concrete - Form Finish | 79. Form Finish  |
| 80   | Exterior Concrete - Form Finish | 80. Form Finish  |
| 81   | Exterior Concrete - Form Finish | 81. Form Finish  |
| 82   | Exterior Concrete - Form Finish | 82. Form Finish  |
| 83   | Exterior Concrete - Form Finish | 83. Form Finish  |
| 84   | Exterior Concrete - Form Finish | 84. Form Finish  |
| 85   | Exterior Concrete - Form Finish | 85. Form Finish  |
| 86   | Exterior Concrete - Form Finish | 86. Form Finish  |
| 87   | Exterior Concrete - Form Finish | 87. Form Finish  |
| 88   | Exterior Concrete - Form Finish | 88. Form Finish  |
| 89   | Exterior Concrete - Form Finish | 89. Form Finish  |
| 90   | Exterior Concrete - Form Finish | 90. Form Finish  |
| 91   | Exterior Concrete - Form Finish | 91. Form Finish  |
| 92   | Exterior Concrete - Form Finish | 92. Form Finish  |
| 93   | Exterior Concrete - Form Finish | 93. Form Finish  |
| 94   | Exterior Concrete - Form Finish | 94. Form Finish  |
| 95   | Exterior Concrete - Form Finish | 95. Form Finish  |
| 96   | Exterior Concrete - Form Finish | 96. Form Finish  |
| 97   | Exterior Concrete - Form Finish | 97. Form Finish  |
| 98   | Exterior Concrete - Form Finish | 98. Form Finish  |
| 99   | Exterior Concrete - Form Finish | 99. Form Finish  |
| 100  | Exterior Concrete - Form Finish | 100. Form Finish |



| DATE     | NO. | REVISIONS                  | BY  |
|----------|-----|----------------------------|-----|
| 12-15-85 | 1   | ISSUED FOR PERMITS         | ... |
| 12-15-85 | 2   | REVISED TO REFLECT CHANGES | ... |
| 12-15-85 | 3   | REVISED TO REFLECT CHANGES | ... |
| 12-15-85 | 4   | REVISED TO REFLECT CHANGES | ... |
| 12-15-85 | 5   | REVISED TO REFLECT CHANGES | ... |
| 12-15-85 | 6   | REVISED TO REFLECT CHANGES | ... |
| 12-15-85 | 7   | REVISED TO REFLECT CHANGES | ... |
| 12-15-85 | 8   | REVISED TO REFLECT CHANGES | ... |
| 12-15-85 | 9   | REVISED TO REFLECT CHANGES | ... |
| 12-15-85 | 10  | REVISED TO REFLECT CHANGES | ... |
| 12-15-85 | 11  | REVISED TO REFLECT CHANGES | ... |
| 12-15-85 | 12  | REVISED TO REFLECT CHANGES | ... |
| 12-15-85 | 13  | REVISED TO REFLECT CHANGES | ... |
| 12-15-85 | 14  | REVISED TO REFLECT CHANGES | ... |
| 12-15-85 | 15  | REVISED TO REFLECT CHANGES | ... |
| 12-15-85 | 16  | REVISED TO REFLECT CHANGES | ... |
| 12-15-85 | 17  | REVISED TO REFLECT CHANGES | ... |
| 12-15-85 | 18  | REVISED TO REFLECT CHANGES | ... |
| 12-15-85 | 19  | REVISED TO REFLECT CHANGES | ... |
| 12-15-85 | 20  | REVISED TO REFLECT CHANGES | ... |
| 12-15-85 | 21  | REVISED TO REFLECT CHANGES | ... |
| 12-15-85 | 22  | REVISED TO REFLECT CHANGES | ... |
| 12-15-85 | 23  | REVISED TO REFLECT CHANGES | ... |
| 12-15-85 | 24  | REVISED TO REFLECT CHANGES | ... |
| 12-15-85 | 25  | REVISED TO REFLECT CHANGES | ... |
| 12-15-85 | 26  | REVISED TO REFLECT CHANGES | ... |
| 12-15-85 | 27  | REVISED TO REFLECT CHANGES | ... |
| 12-15-85 | 28  | REVISED TO REFLECT CHANGES | ... |
| 12-15-85 | 29  | REVISED TO REFLECT CHANGES | ... |
| 12-15-85 | 30  | REVISED TO REFLECT CHANGES | ... |
| 12-15-85 | 31  | REVISED TO REFLECT CHANGES | ... |
| 12-15-85 | 32  | REVISED TO REFLECT CHANGES | ... |
| 12-15-85 | 33  | REVISED TO REFLECT CHANGES | ... |
| 12-15-85 | 34  | REVISED TO REFLECT CHANGES | ... |
| 12-15-85 | 35  | REVISED TO REFLECT CHANGES | ... |
| 12-15-85 | 36  | REVISED TO REFLECT CHANGES | ... |
| 12-15-85 | 37  | REVISED TO REFLECT CHANGES | ... |
| 12-15-85 | 38  | REVISED TO REFLECT CHANGES | ... |
| 12-15-85 | 39  | REVISED TO REFLECT CHANGES | ... |
| 12-15-85 | 40  | REVISED TO REFLECT CHANGES | ... |
| 12-15-85 | 41  | REVISED TO REFLECT CHANGES | ... |
| 12-15-85 | 42  | REVISED TO REFLECT CHANGES | ... |
| 12-15-85 | 43  | REVISED TO REFLECT CHANGES | ... |
| 12-15-85 | 44  | REVISED TO REFLECT CHANGES | ... |
| 12-15-85 | 45  | REVISED TO REFLECT CHANGES | ... |
| 12-15-85 | 46  | REVISED TO REFLECT CHANGES | ... |
| 12-15-85 | 47  | REVISED TO REFLECT CHANGES | ... |
| 12-15-85 | 48  | REVISED TO REFLECT CHANGES | ... |
| 12-15-85 | 49  | REVISED TO REFLECT CHANGES | ... |
| 12-15-85 | 50  | REVISED TO REFLECT CHANGES | ... |
| 12-15-85 | 51  | REVISED TO REFLECT CHANGES | ... |
| 12-15-85 | 52  | REVISED TO REFLECT CHANGES | ... |
| 12-15-85 | 53  | REVISED TO REFLECT CHANGES | ... |
| 12-15-85 | 54  | REVISED TO REFLECT CHANGES | ... |
| 12-15-85 | 55  | REVISED TO REFLECT CHANGES | ... |
| 12-15-85 | 56  | REVISED TO REFLECT CHANGES | ... |
| 12-15-85 | 57  | REVISED TO REFLECT CHANGES | ... |
| 12-15-85 | 58  | REVISED TO REFLECT CHANGES | ... |
| 12-15-85 | 59  | REVISED TO REFLECT CHANGES | ... |
| 12-15-85 | 60  | REVISED TO REFLECT CHANGES | ... |
| 12-15-85 | 61  | REVISED TO REFLECT CHANGES | ... |
| 12-15-85 | 62  | REVISED TO REFLECT CHANGES | ... |
| 12-15-85 | 63  | REVISED TO REFLECT CHANGES | ... |
| 12-15-85 | 64  | REVISED TO REFLECT CHANGES | ... |
| 12-15-85 | 65  | REVISED TO REFLECT CHANGES | ... |
| 12-15-85 | 66  | REVISED TO REFLECT CHANGES | ... |
| 12-15-85 | 67  | REVISED TO REFLECT CHANGES | ... |
| 12-15-85 | 68  | REVISED TO REFLECT CHANGES | ... |
| 12-15-85 | 69  | REVISED TO REFLECT CHANGES | ... |
| 12-15-85 | 70  | REVISED TO REFLECT CHANGES | ... |
| 12-15-85 | 71  | REVISED TO REFLECT CHANGES | ... |
| 12-15-85 | 72  | REVISED TO REFLECT CHANGES | ... |
| 12-15-85 | 73  | REVISED TO REFLECT CHANGES | ... |
| 12-15-85 | 74  | REVISED TO REFLECT CHANGES | ... |
| 12-15-85 | 75  | REVISED TO REFLECT CHANGES | ... |
| 12-15-85 | 76  | REVISED TO REFLECT CHANGES | ... |
| 12-15-85 | 77  | REVISED TO REFLECT CHANGES | ... |
| 12-15-85 | 78  | REVISED TO REFLECT CHANGES | ... |
| 12-15-85 | 79  | REVISED TO REFLECT CHANGES | ... |
| 12-15-85 | 80  | REVISED TO REFLECT CHANGES | ... |
| 12-15-85 | 81  | REVISED TO REFLECT CHANGES | ... |
| 12-15-85 | 82  | REVISED TO REFLECT CHANGES | ... |
| 12-15-85 | 83  | REVISED TO REFLECT CHANGES | ... |
| 12-15-85 | 84  | REVISED TO REFLECT CHANGES | ... |
| 12-15-85 | 85  | REVISED TO REFLECT CHANGES | ... |
| 12-15-85 | 86  | REVISED TO REFLECT CHANGES | ... |
| 12-15-85 | 87  | REVISED TO REFLECT CHANGES | ... |
| 12-15-85 | 88  | REVISED TO REFLECT CHANGES | ... |
| 12-15-85 | 89  | REVISED TO REFLECT CHANGES | ... |
| 12-15-85 | 90  | REVISED TO REFLECT CHANGES | ... |
| 12-15-85 | 91  | REVISED TO REFLECT CHANGES | ... |
| 12-15-85 | 92  | REVISED TO REFLECT CHANGES | ... |
| 12-15-85 | 93  | REVISED TO REFLECT CHANGES | ... |
| 12-15-85 | 94  | REVISED TO REFLECT CHANGES | ... |
| 12-15-85 | 95  | REVISED TO REFLECT CHANGES | ... |
| 12-15-85 | 96  | REVISED TO REFLECT CHANGES | ... |
| 12-15-85 | 97  | REVISED TO REFLECT CHANGES | ... |
| 12-15-85 | 98  | REVISED TO REFLECT CHANGES | ... |
| 12-15-85 | 99  | REVISED TO REFLECT CHANGES | ... |
| 12-15-85 | 100 | REVISED TO REFLECT CHANGES | ... |

**ROOF PENTHOUSE  
 PLAN**

DATE: 12-15-85  
 CHECKED: [Signature]  
 DATE: [Signature]  
 SHEET NO. 102  
 JOB NO. 102



**CONSULTANTS**

**ARCHITECTURAL**

BRENNAN BEER CORMAN  
 315 Madison Avenue  
 New York, N.Y. 10022  
 212-681-7603

**MECHANICAL**

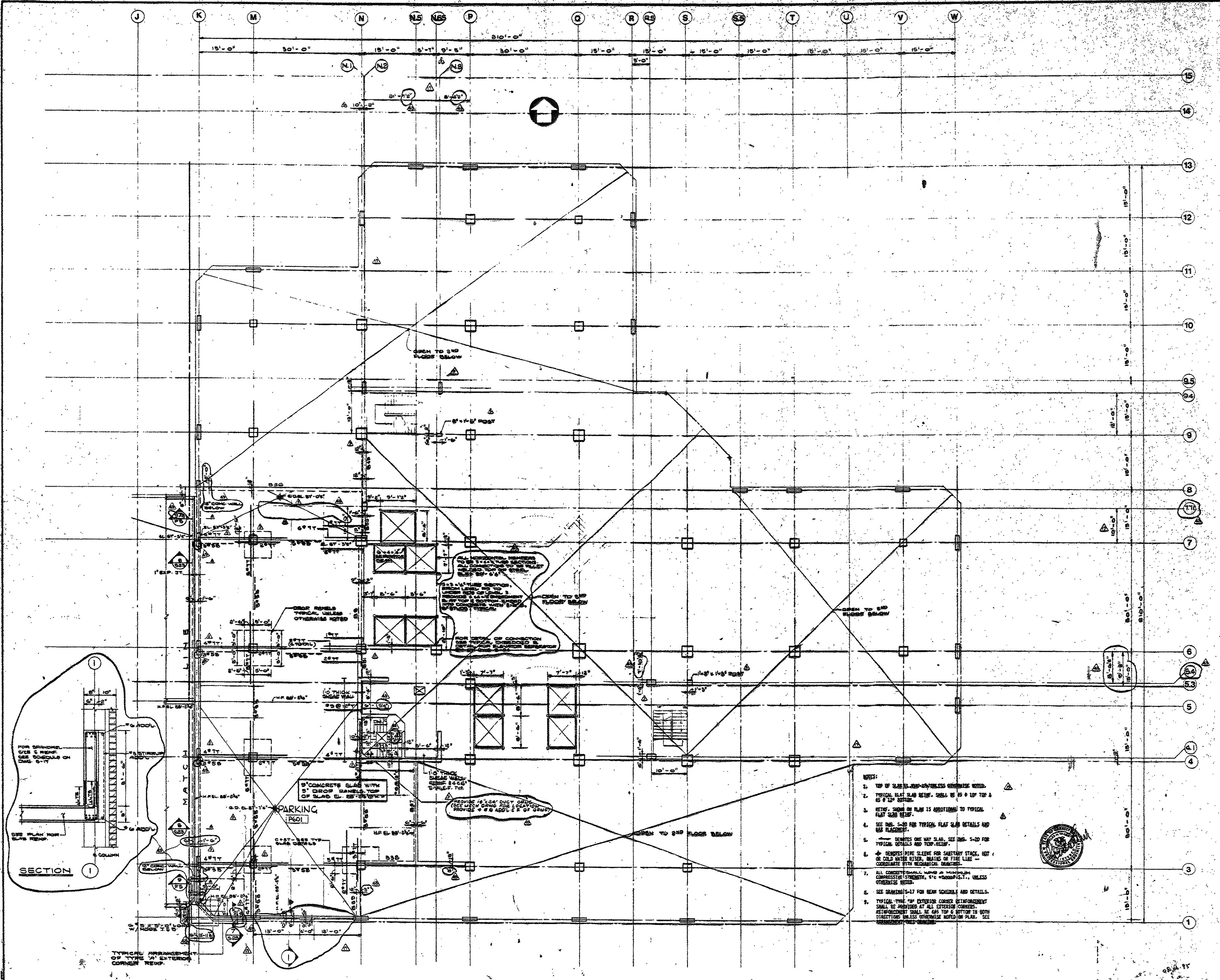
BURTON AND VAN HOUTEN, INC.  
 89 North Main Street  
 West Hartford, CT 06107  
 203-234-2365

**STRUCTURAL**

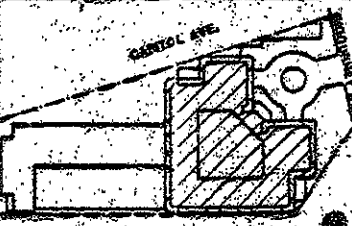
LEV ZETLIN ASSOCIATES  
 64 Avenue of the Americas  
 New York, N.Y. 10011  
 212-901-1300

**LANDSCAPE**

CB-3 Inc.  
 171 Housatonic Street  
 Storrs, CT 06267  
 203-659-1989



- NOTES:**
1. TOP OF SLAB IS 4'-0" UNLESS OTHERWISE NOTED.
  2. TYPICAL SLAB REIN. SHALL BE AS SHOWN ON DRAWING.
  3. REIN. SHOWN ON PLAN IS ADDITIONAL TO TYPICAL SLAB REIN.
  4. SEE DRG. 5-10 FOR TYPICAL SLAB DETAILS AND BAR PLACEMENT.
  5. ——— DENOTES ONE WAY SLAB. SEE DRG. 5-10 FOR TYPICAL DETAILS AND TEMP. REIN.
  6. ——— DENOTES PIPE SLEEVE FOR SANITARY STACK, HOT OR COLD WATER RISER, BRASS OR FIRE LINE — COORDINATE WITH MECHANICAL DRAWINGS.
  7. ALL CONCRETE SHALL HAVE A MINIMUM COMPRESSIVE STRENGTH OF 4000 P.S.I., UNLESS OTHERWISE NOTED.
  8. SEE DRAWINGS 1-17 FOR BEAM SCHEDULE AND DETAILS.
  9. TYPICAL TYPE "M" EXTERIOR CORNER REINFORCEMENT SHALL BE PROVIDED AT ALL EXTERIOR CORNERS. REINFORCEMENT SHALL BE 6# TOP & BOTTOM IN BOTH DIRECTIONS UNLESS OTHERWISE NOTED ON PLAN. SEE REINFORCEMENT THIS DRAWING.



**REVISIONS**

| NO. | DATE        | BY | DESCRIPTION |
|-----|-------------|----|-------------|
| 1   | NOV 11 1985 |    |             |

**ROOF LEVEL PARKING FRAMING PLAN - POWER**

DATE: 11/11/85  
 DRAWN BY: [Signature]  
 CHECKED BY: [Signature]  
 SCALE: AS SHOWN



CONSULTANTS

ARCHITECTURAL

BRENNAN, REEF, GORMAN  
35 Madison Avenue  
New York, N.Y. 10022  
212-886-1663

MECHANICAL

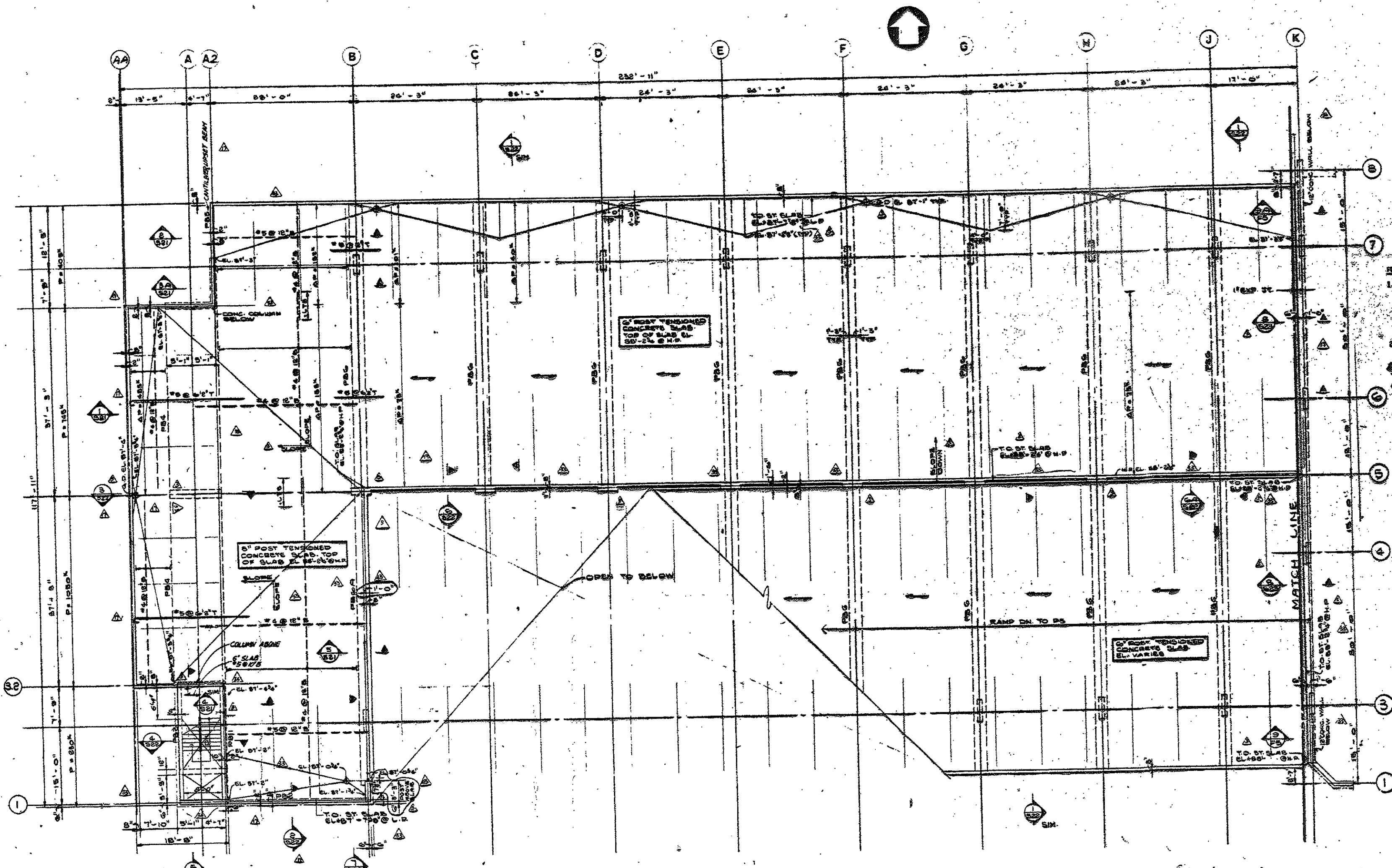
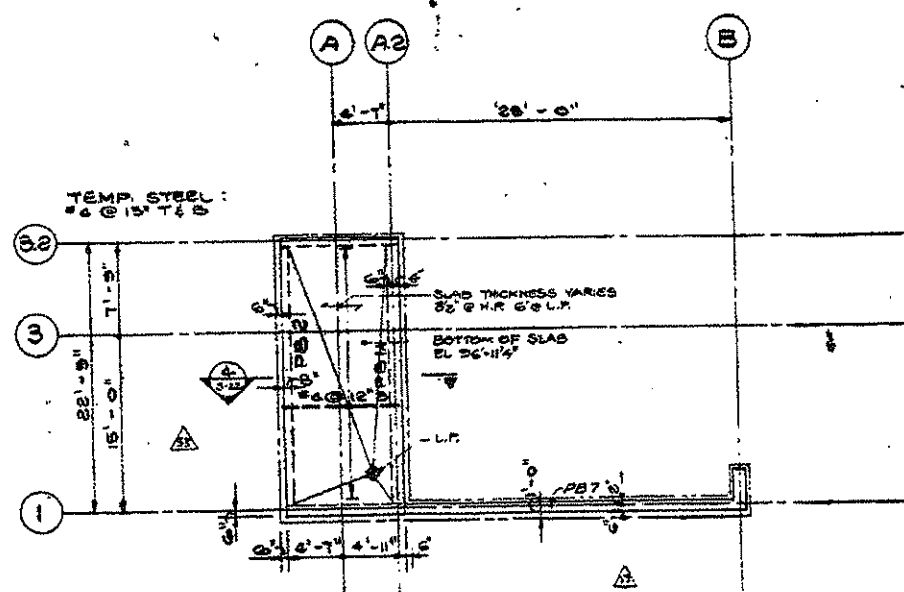
BURTON AND VAN RUTEN INC.  
10 North Main Street  
West Hartford, CT 06107  
203-236-2365

STRUCTURAL

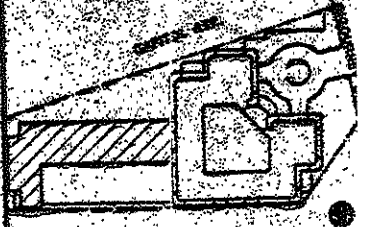
LEV ZETLIN ASSOCIATES  
645 Avenue of the Americas  
New York, N.Y. 10011  
212-561-1300

LANDSCAPE

CE 3 Inc.  
571 Housatonic Street  
Stamford, CT 06907  
203-350-1988



- FLOOR PLAN NOTES
1. TYPICAL BORED REINFORCEMENT OF SLAB SHALL BE AS FOLLOWS:  
U.D.S. - 10 # 11 @ 18" O.C.  
& SUBJECTS - 10 # 11 @ 18" O.C.
  2. FOR TYPICAL ARRANGEMENT OF BORED REINFORCEMENT SEE LAYOUT OF FLOOR SLAB SECTION 2 OF DRAWING 1-2.
  3. NON-TYPICAL BORED REINFORCEMENT SHALL BE USED IN CASE OF TYPICAL BORED REINFORCEMENT IS A.D. (NOTED).
  4. SEE TYPICAL TENSILE PROFILES, DETAILS & NOTES, SEE ONE 5-2.
  5. TYPICAL TEMPERATURE REINFORCEMENT IN THE NORTH-SOUTH DIRECTION SHALL BE 4 # 11 @ 18" O.C. TOP & BOTTOM OF SLAB @ 18" O.C.
  6. DENOTES PIPE SLEEVE FOR SANITARY STACK, VENT STACK, HOT OR COLD WATER PIPES, TRAINS OR FLEX LINES. COORDINATE WITH MECHANICAL DRAWINGS.
  7. T.O. ST. - SLAB E.L. DENOTES ELEVATION @ TOP OF STRUCTURAL SLAB.  
M.P. DENOTES HIGH POINT.  
L.P. DENOTES LOW POINT.  
G.D. DENOTES ELEVATION @ GRADE DRAIN.



| NO.   | DESCRIPTION | DATE |
|-------|-------------|------|
| 1-400 | REVISION    |      |
| 1-401 | REVISION    |      |
| 1-402 | REVISION    |      |
| 1-403 | REVISION    |      |
| 1-404 | REVISION    |      |
| 1-405 | REVISION    |      |
| 1-406 | REVISION    |      |
| 1-407 | REVISION    |      |
| 1-408 | REVISION    |      |
| 1-409 | REVISION    |      |
| 1-410 | REVISION    |      |

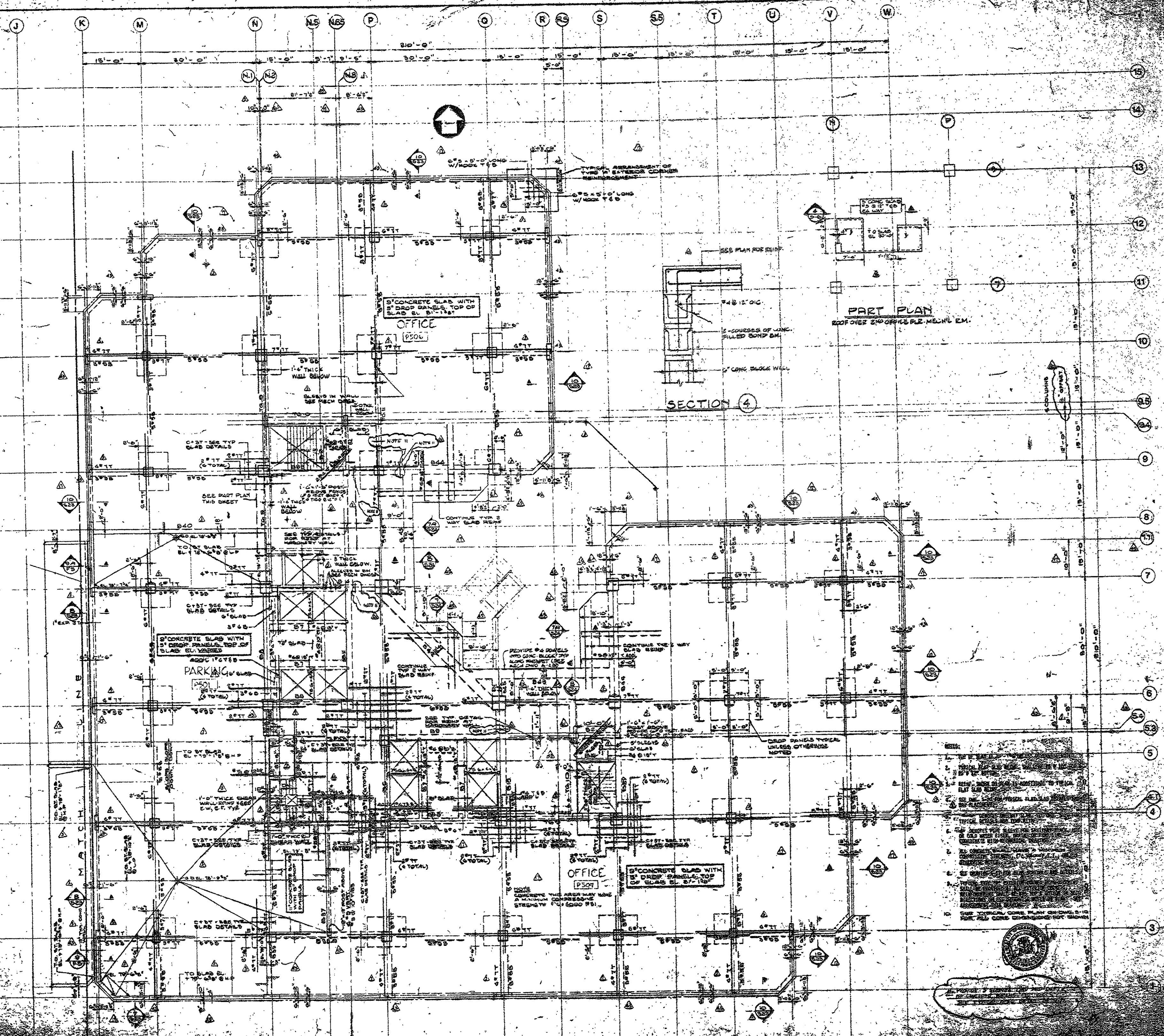
NOV 1 1988

ROOF LEVEL  
PARKING FRAMING PLAN  
GARAGE



XEROX COPY

CONSULTANTS  
ARCHITECTURAL  
MECHANICAL  
STRUCTURAL  
LANDSCAPE



NOTES:  
1. SEE PART PLAN FOR GENERAL LAYOUT.  
2. SEE PART PLAN FOR GENERAL LAYOUT.  
3. SEE PART PLAN FOR GENERAL LAYOUT.  
4. SEE PART PLAN FOR GENERAL LAYOUT.  
5. SEE PART PLAN FOR GENERAL LAYOUT.  
6. SEE PART PLAN FOR GENERAL LAYOUT.  
7. SEE PART PLAN FOR GENERAL LAYOUT.  
8. SEE PART PLAN FOR GENERAL LAYOUT.  
9. SEE PART PLAN FOR GENERAL LAYOUT.  
10. SEE PART PLAN FOR GENERAL LAYOUT.  
11. SEE PART PLAN FOR GENERAL LAYOUT.  
12. SEE PART PLAN FOR GENERAL LAYOUT.  
13. SEE PART PLAN FOR GENERAL LAYOUT.  
14. SEE PART PLAN FOR GENERAL LAYOUT.  
15. SEE PART PLAN FOR GENERAL LAYOUT.













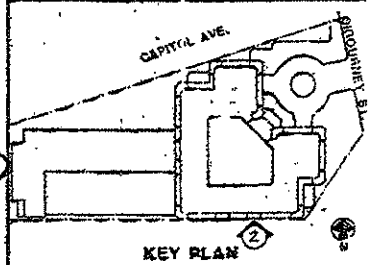
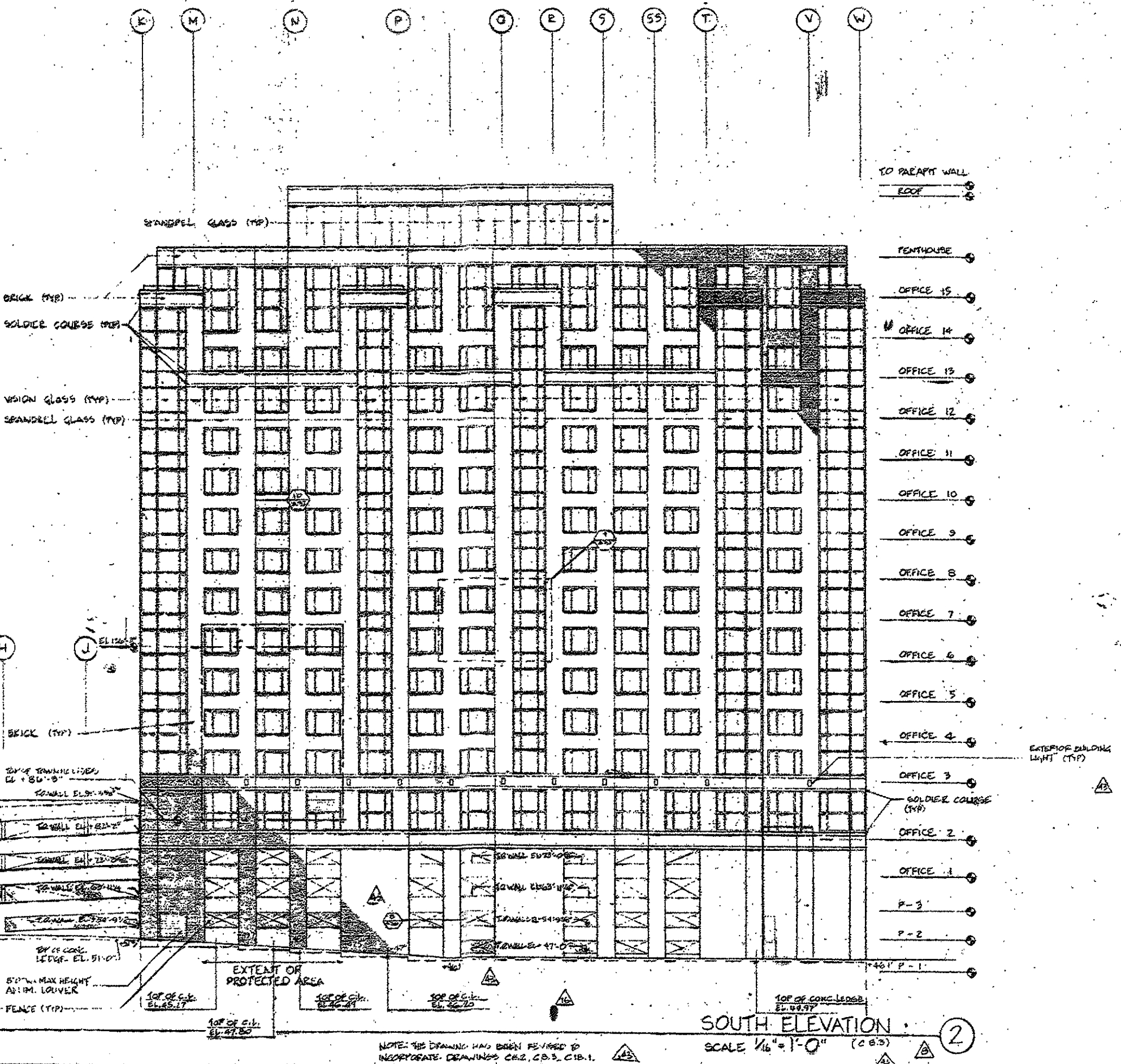
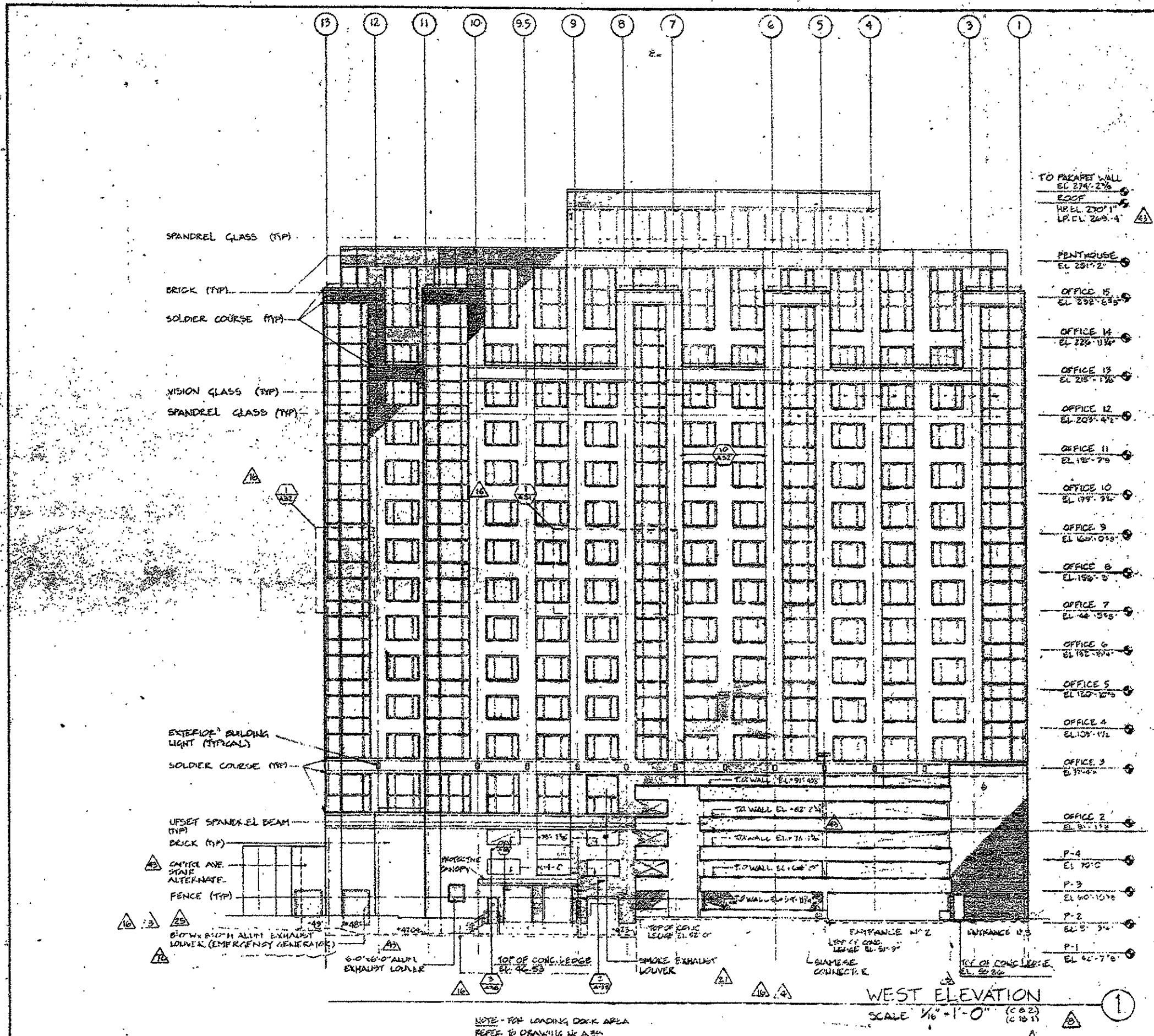
**CONSULTANTS**

**ARCHITECTURAL**  
 BRENNAN BEER CORMAN  
 85 Madison Avenue  
 New York, N.Y. 10017  
 212-888-7663

**MECHANICAL**  
 BURTON AND VAN HOUTEN, INC.  
 10 North Main Street  
 West Hartford, CT 06107  
 203-236-2365

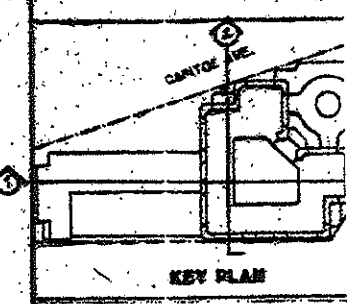
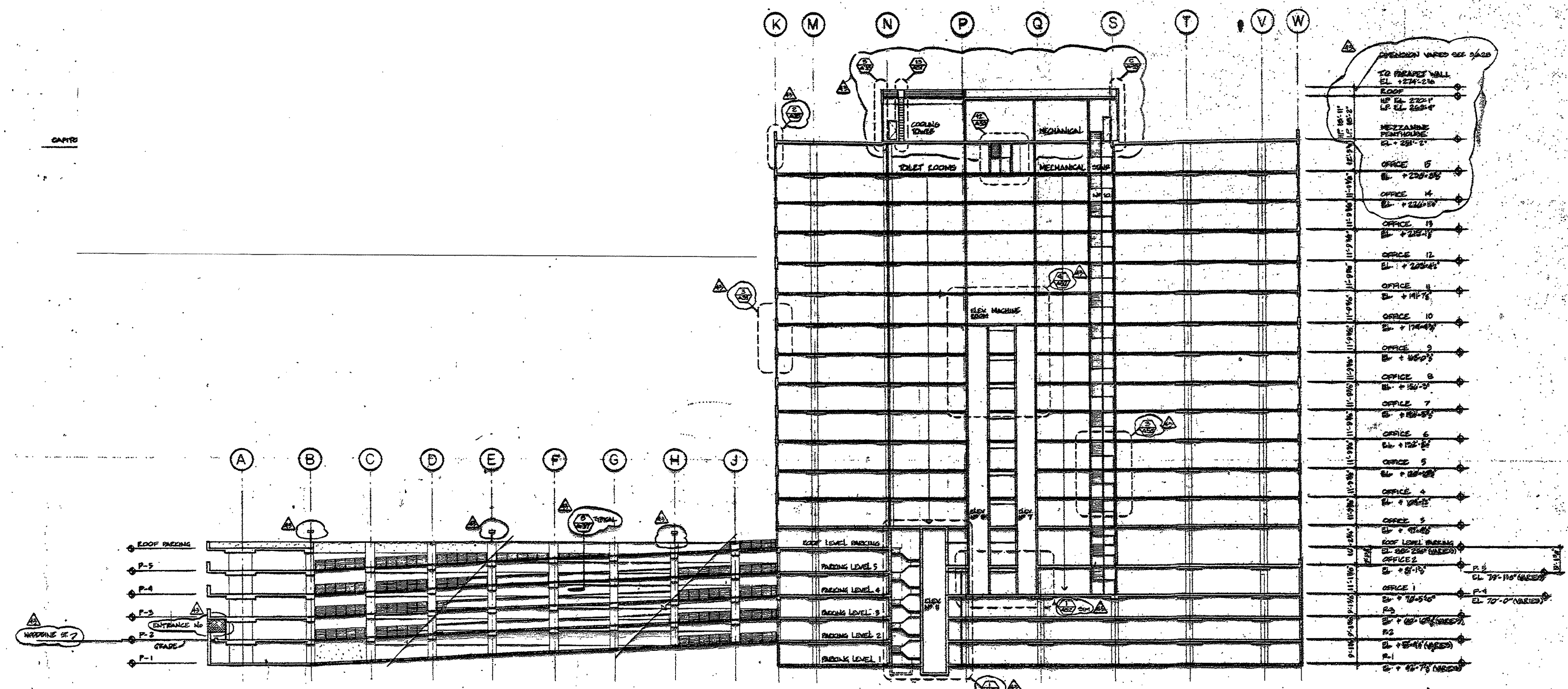
**STRUCTURAL**  
 LEV ZETLIN ASSOCIATES  
 641 Avenue of the Americas  
 New York, N.Y. 10011  
 212-747-1300

**LANDSCAPE**  
 CRJ Inc.  
 571 Hopewell Street  
 Simsbury, CT 06030  
 203-658-1588



| DATE NO. | REVISIONS                               | BY |
|----------|---|----|
| 6-19-88  | REVISION 1 - ALSO REVISION 100-100-100  |    |
| 6-19-88  | REVISION 2 - ALSO REVISION 100-100-100  |    |
| 6-19-88  | REVISION 3 - ALSO REVISION 100-100-100  |    |
| 6-19-88  | REVISION 4 - ALSO REVISION 100-100-100  |    |
| 6-19-88  | REVISION 5 - ALSO REVISION 100-100-100  |    |
| 6-19-88  | REVISION 6 - ALSO REVISION 100-100-100  |    |
| 6-19-88  | REVISION 7 - ALSO REVISION 100-100-100  |    |
| 6-19-88  | REVISION 8 - ALSO REVISION 100-100-100  |    |
| 6-19-88  | REVISION 9 - ALSO REVISION 100-100-100  |    |
| 6-19-88  | REVISION 10 - ALSO REVISION 100-100-100 |    |



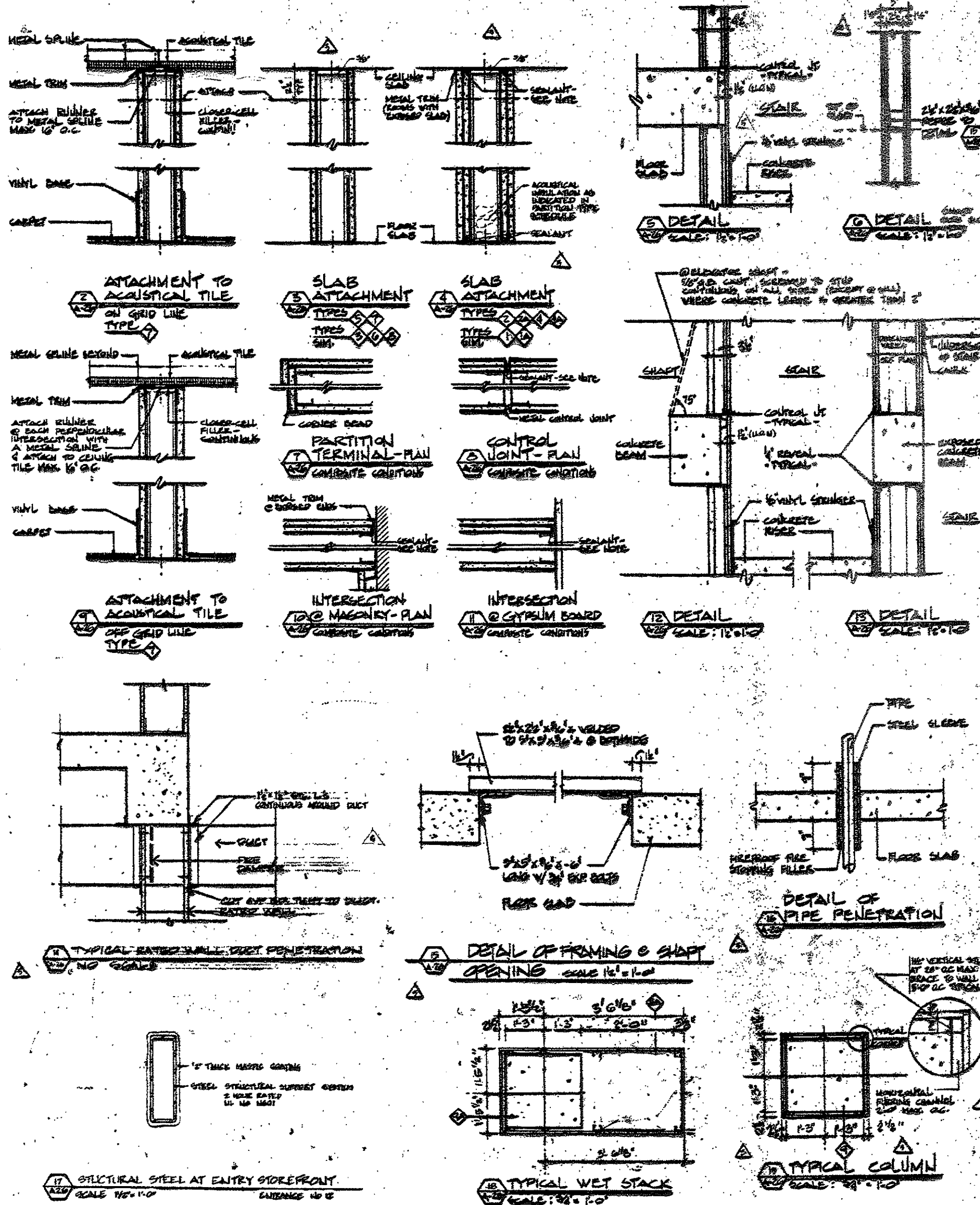








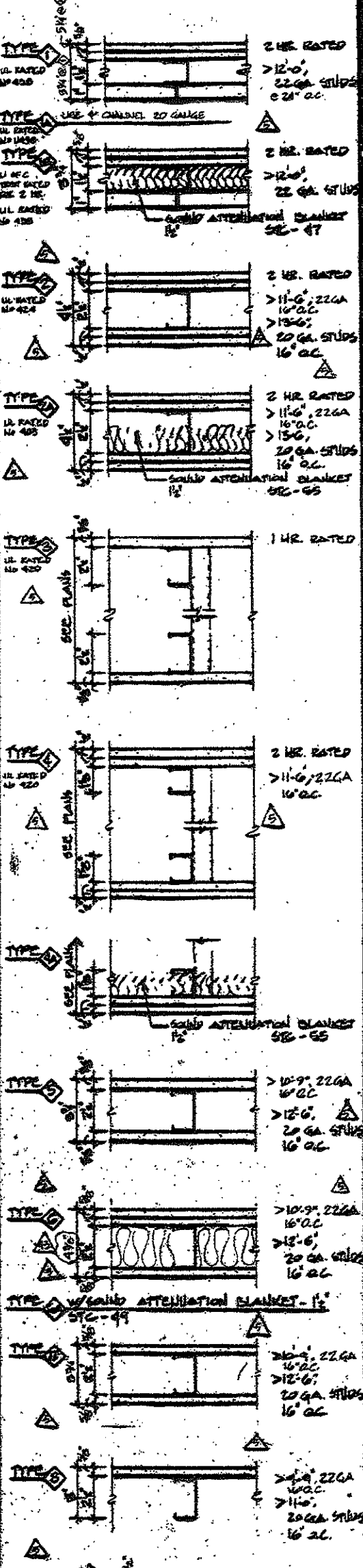
TYPICAL DETAILS



NOTES

- WHERE DETAIL PARTITIONS EXPOSE CONCRETE FLOOR SLAB, PROVIDE HORIZONTAL CONTROL JOINTS AT A MAXIMUM SPACING OF 10'-0".
- ALL CORE PARTITIONS TO EXTEND TO UNDERSIDE OF SLAB. SEE DETAILS.
- DESIGNING PARTITIONS BETWEEN OFFICE SUITES TO EXTEND TO UNDERSIDE OF SLAB. SEE DETAIL.
- DOE PARTITIONS WITHIN TENANT CORSE. SEE DETAILS.
- REMOVE SEALANT @ SHIRT PARTITIONS ENCLOSING ELEVATORS & RETURN AIR SHAFTS - SEE SPECIFICATIONS.
- REMOVE ACoustICAL SEALANT @ PARTITION TYPES. SEE SPECIFICATIONS.
- APPLY GUM COAT @ COLUMN ENCLOSURES TO ACHIEVE PLANE SURFACE BETWEEN CORNER BEADS.
- PROVIDE 2 HR. SEPARATION AT KITCHEN SHIRT (SLAB CONG.)
- CONCRETE FINISH TO BE APPLIED TO TYPICAL PARTITION TYPES AS PER FINISH SCHEDULE.
- AT ALL EXTERIOR WALLS AND MULTI STORY WIND WALLS WHERE ROOF JOINT WALLS ARE INDICATED, PROVIDE 6" CONC. BLOCK BACK-UP (U/L) CONC. BLOCK WALLS SHALL BE REINFORCED WITH HORIZONTAL DIAPHRAGM OF EQUAL AS PER SPECIFICATIONS. WALLS OVER 10' IN HEIGHT SHALL HAVE 6" CONC. BLOCK BACK-UP REINFORCED WITH HORIZONTAL DIAPHRAGM OF EQUAL AS PER SPEC.

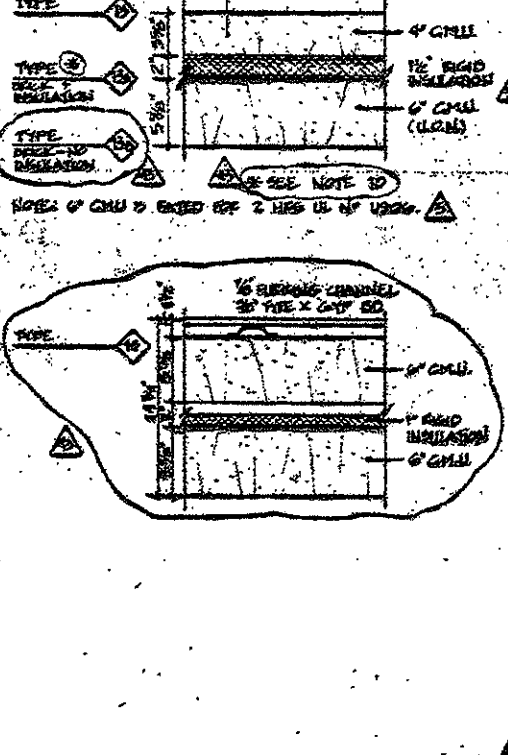
PARTITION TYPES



GENERAL NOTES

- For all changes, dimensions (show) and details refer to drawings No. 1-41 thru 1-42.
- For additional information on construction types and details refer to drawings No. 1-43.
- Provide precast concrete where shown on drawings.
- Provide concrete finish as required for mechanical equipment. Coordinate finish to coordinated size and location.
- Provide a light wood finish to concrete floor to matching finish on adjacent surface.
- For typical ceiling details:
  - Unpainted concrete surface
  - Painted steel lines and steel steps color
  - Painted (International) symbols color
- For location of light fixtures, check-outlets, telephone outlets, signal outlets, etc. See Mech. Drawings.
- Indicates floor elevations.
- For details refer to drawings No. 1-43 & 1-44.
- For exterior glass curtain walls refer to drawings No. 1-45 & 1-46.
- Provide glass partitions & all exterior vertical glazing. See Detail 1-47.
- Refer to drawing No. 1-48 for panel size dimensions and details.
- ALL GYPSUM BOARD SHALL BE TYPE X-1 WATER RESISTANT GIBB.
- For exterior glass curtain walls refer to drawings No. 1-45 & 1-46.
- Provide glass partitions & all exterior vertical glazing. See Detail 1-47.
- Refer to drawing No. 1-48 for panel size dimensions and details.
- ALL GYPSUM BOARD SHALL BE TYPE X-1 WATER RESISTANT GIBB.

NOTES



**BECKET**  
WELTON BECKET ASSOCIATES  
ARCHITECTS  
AND ENGINEERS

**XEROX CENTRE**  
HARTFORD  
CONNECTICUT

XEROX-HARTFORD  
ASSOCIATES

**CONSULTANTS**

**ARCHITECTURAL**  
BRENNAN BEER GORMAN  
315 Madison Avenue  
New York, N.Y. 10017  
212-388-7663

**MECHANICAL**  
BURTON AND VAN HOUTEN, INC.  
30 North Main Street  
West Hartford, CT 06107  
203-236-2365

**STRUCTURAL**  
LEV ZETLIN ASSOCIATES  
641 Avenue of the Americas  
New York, N.Y. 10011  
212-741-1300

**LANDSCAPE**  
CR3 Inc.  
571 Hopewasham Street  
Stamford, CT 06907  
203-358-1583

**PARTITION TYPES WALL SCHEDULE NOTES**

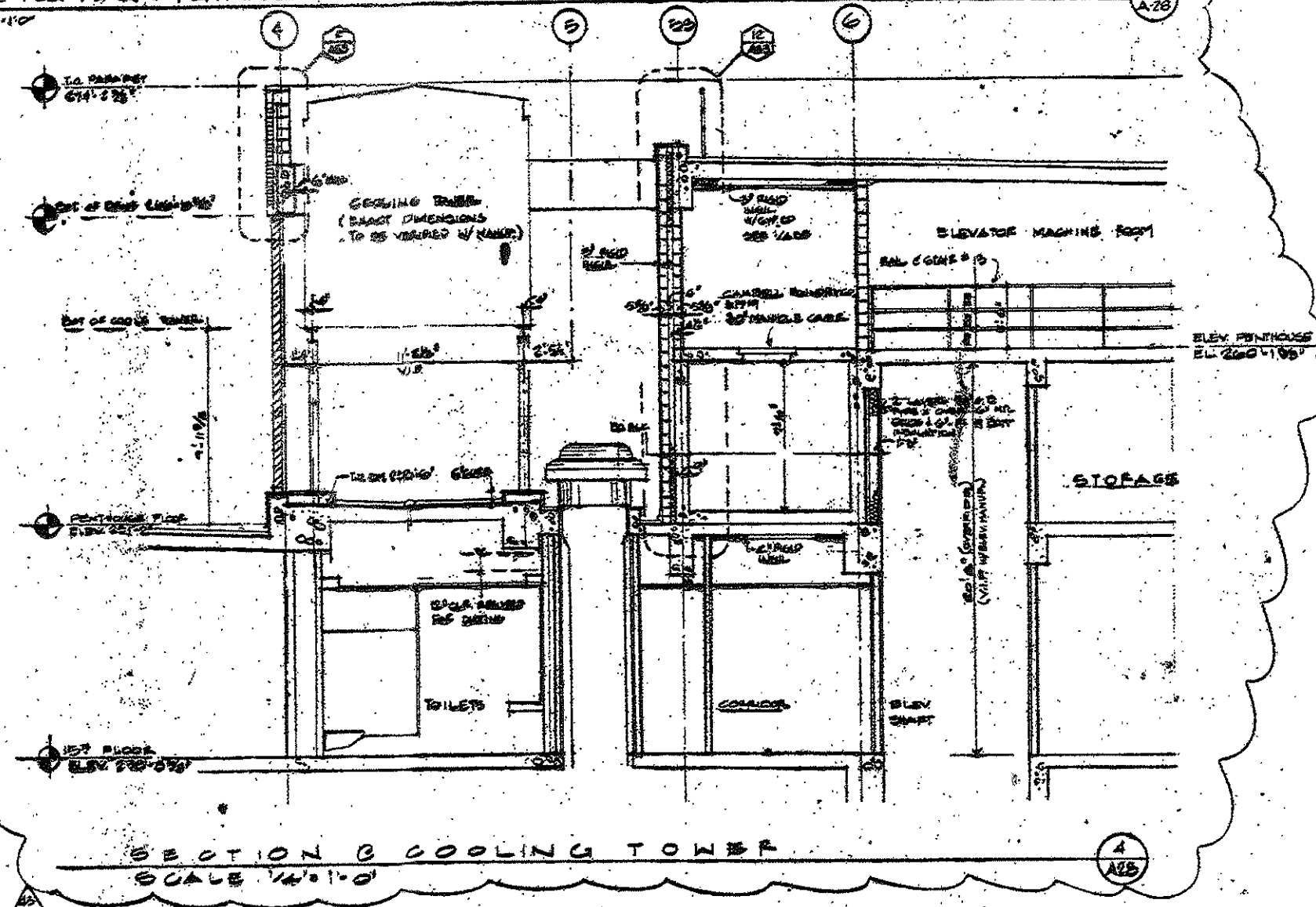
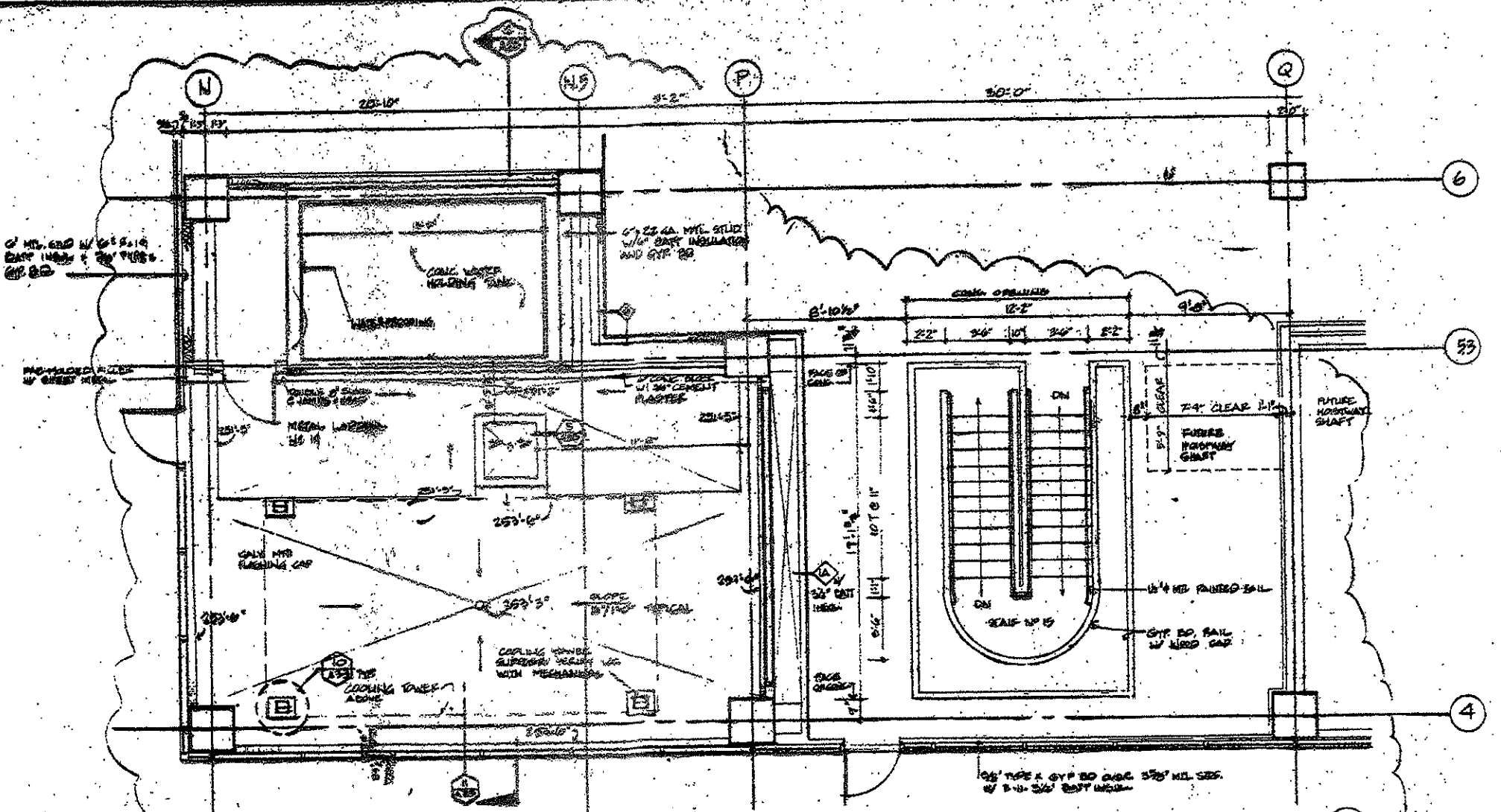
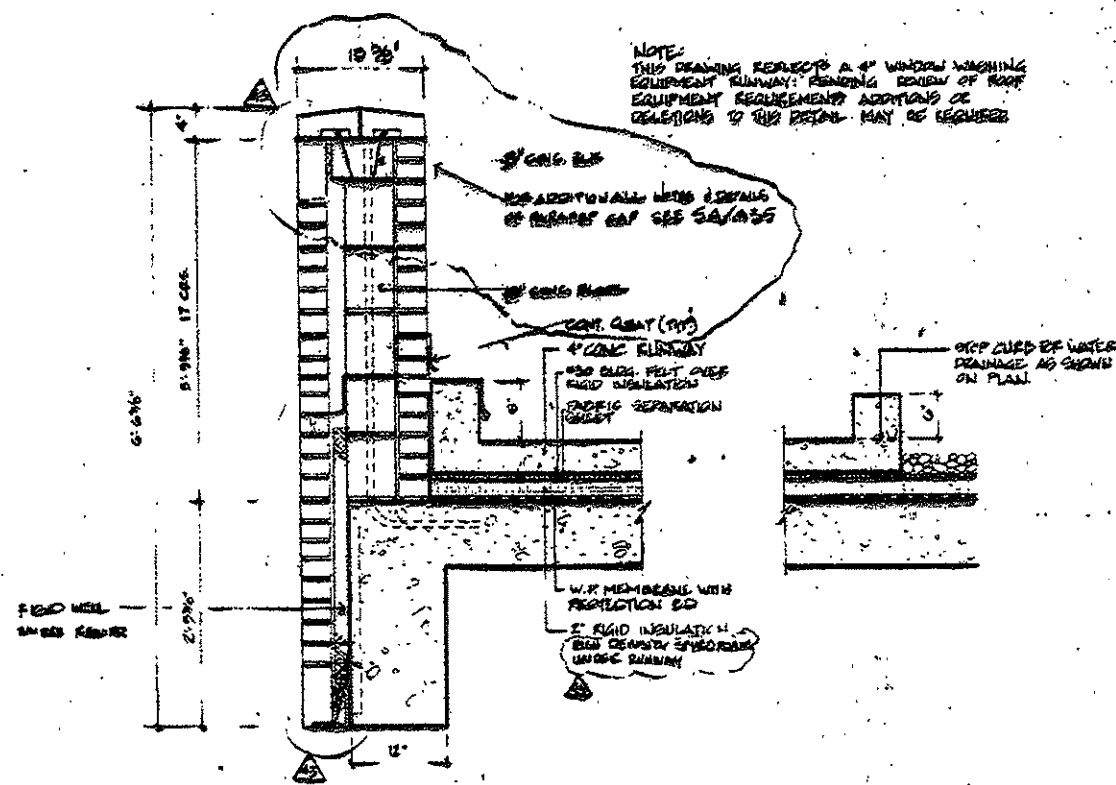
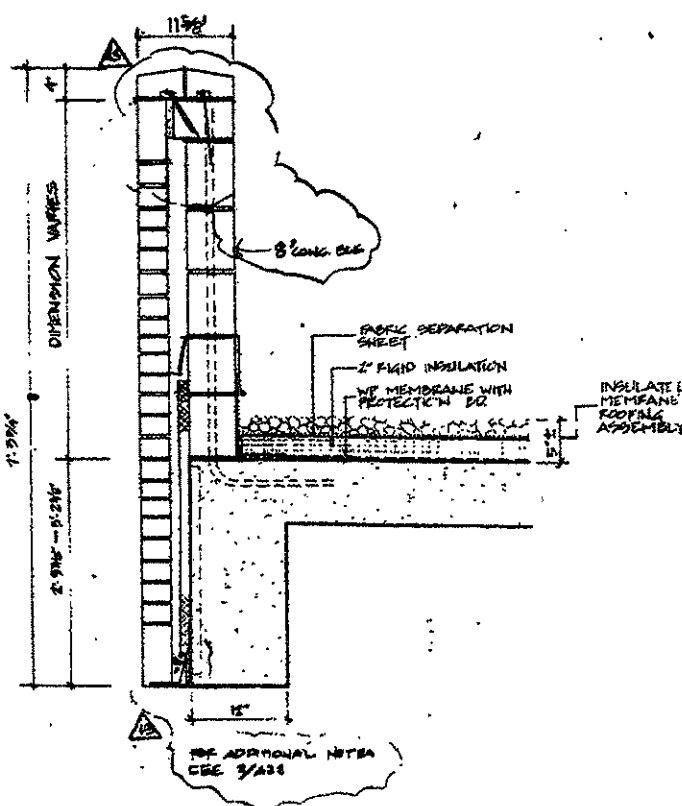
| NO.  | DESCRIPTION          | REVISIONS | BY |
|------|----------------------|-----------|----|
| 1-1  | CLASSIFICATION OF 22 |           |    |
| 1-2  | CLASSIFICATION OF 22 |           |    |
| 1-3  | CLASSIFICATION OF 22 |           |    |
| 1-4  | CLASSIFICATION OF 22 |           |    |
| 1-5  | CLASSIFICATION OF 22 |           |    |
| 1-6  | CLASSIFICATION OF 22 |           |    |
| 1-7  | CLASSIFICATION OF 22 |           |    |
| 1-8  | CLASSIFICATION OF 22 |           |    |
| 1-9  | CLASSIFICATION OF 22 |           |    |
| 1-10 | CLASSIFICATION OF 22 |           |    |
| 1-11 | CLASSIFICATION OF 22 |           |    |
| 1-12 | CLASSIFICATION OF 22 |           |    |
| 1-13 | CLASSIFICATION OF 22 |           |    |
| 1-14 | CLASSIFICATION OF 22 |           |    |
| 1-15 | CLASSIFICATION OF 22 |           |    |
| 1-16 | CLASSIFICATION OF 22 |           |    |
| 1-17 | CLASSIFICATION OF 22 |           |    |
| 1-18 | CLASSIFICATION OF 22 |           |    |
| 1-19 | CLASSIFICATION OF 22 |           |    |
| 1-20 | CLASSIFICATION OF 22 |           |    |
| 1-21 | CLASSIFICATION OF 22 |           |    |
| 1-22 | CLASSIFICATION OF 22 |           |    |
| 1-23 | CLASSIFICATION OF 22 |           |    |
| 1-24 | CLASSIFICATION OF 22 |           |    |
| 1-25 | CLASSIFICATION OF 22 |           |    |
| 1-26 | CLASSIFICATION OF 22 |           |    |
| 1-27 | CLASSIFICATION OF 22 |           |    |
| 1-28 | CLASSIFICATION OF 22 |           |    |
| 1-29 | CLASSIFICATION OF 22 |           |    |
| 1-30 | CLASSIFICATION OF 22 |           |    |

CREATED: [ ]  
CHECKED: [ ]  
DATE: [ ]









**BECKET**  
WELTON BECKET ASSOCIATES  
ARCHITECTS  
AND ENGINEERS

**XEROX CENTRE**  
HARTFORD  
CONNECTICUT  
XEROX-HARTFORD  
ASSOCIATES

**CONSULTANTS**

**ARCHITECTURAL**  
BRENNAN BEER GORMAN  
615 Madison Avenue  
New York, N.Y. 10022  
212-885-7663

**MECHANICAL**  
BURTON AND VAN HOUTEN, INC.  
10 North Main Street  
New Hartford, CT 06177  
203-236-2265

**STRUCTURAL**  
LEV ZETLIN ASSOCIATES  
641 Avenue of the Americas  
New York, N.Y. 10011  
212-741-1300

**LANDSCAPE**  
CR3 Inc.  
571 Housatonic Street  
Stamford, CT 06907  
203-658-1385

NOV 11 1985

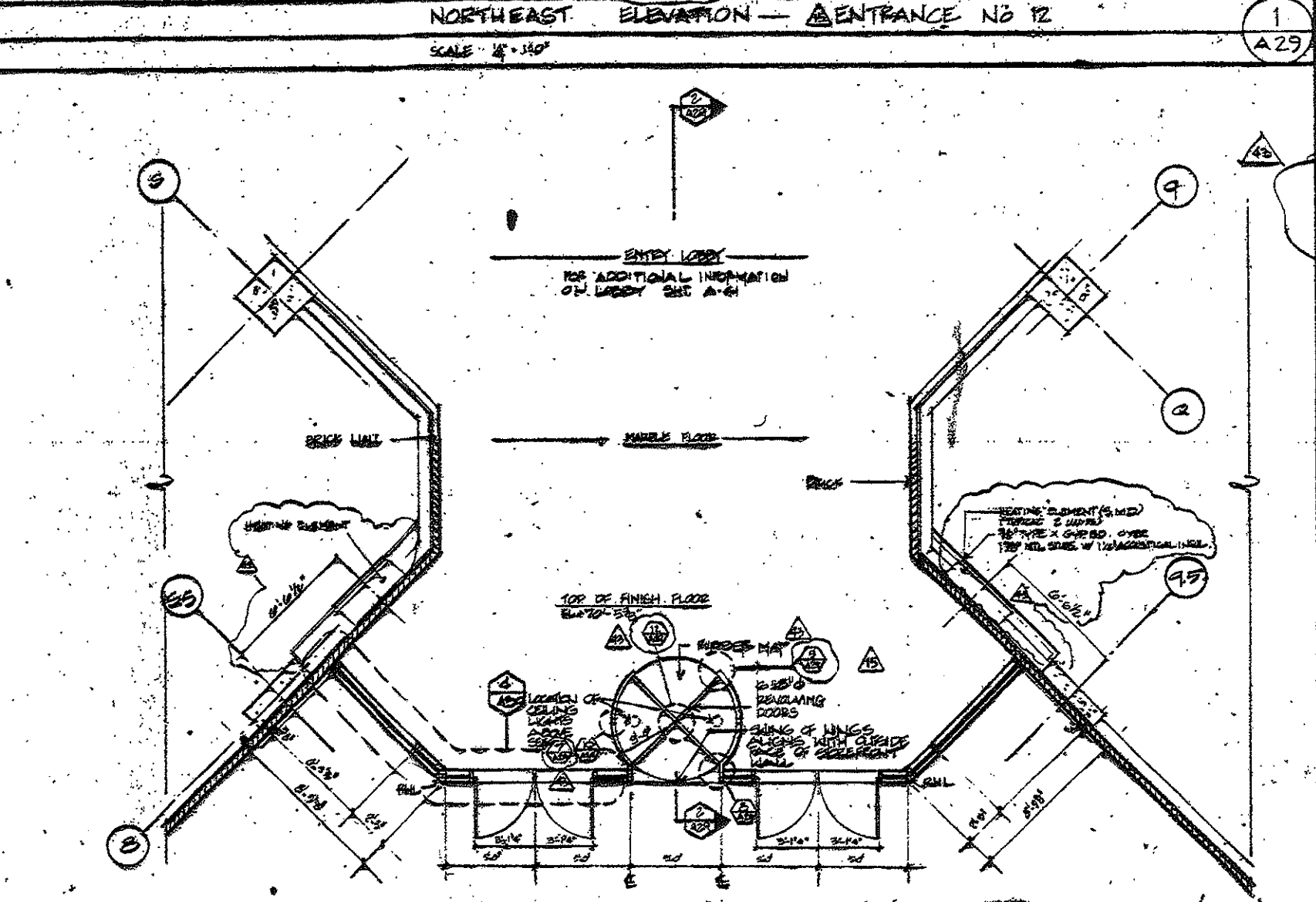
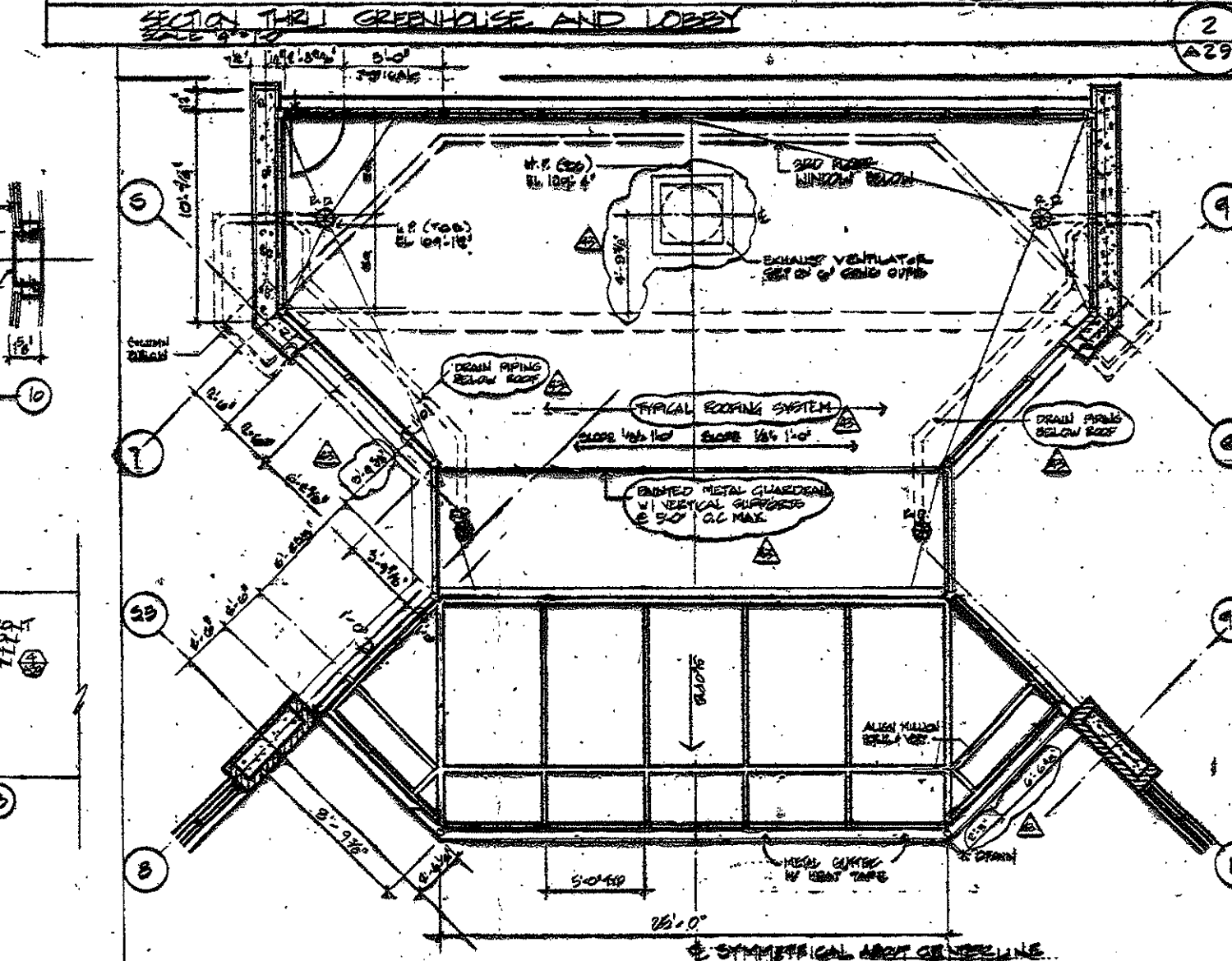
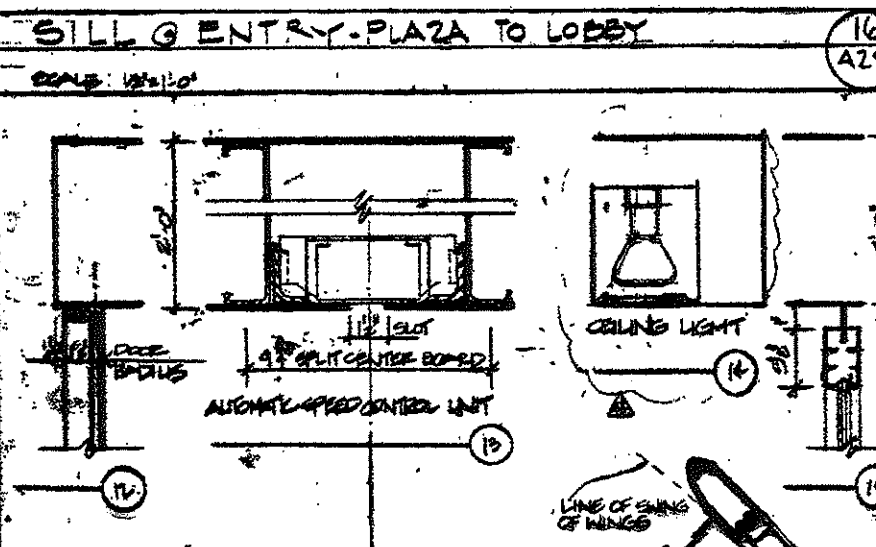
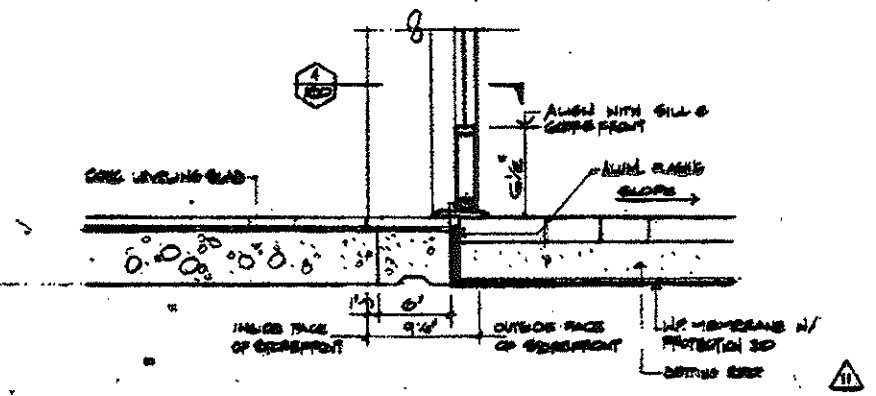
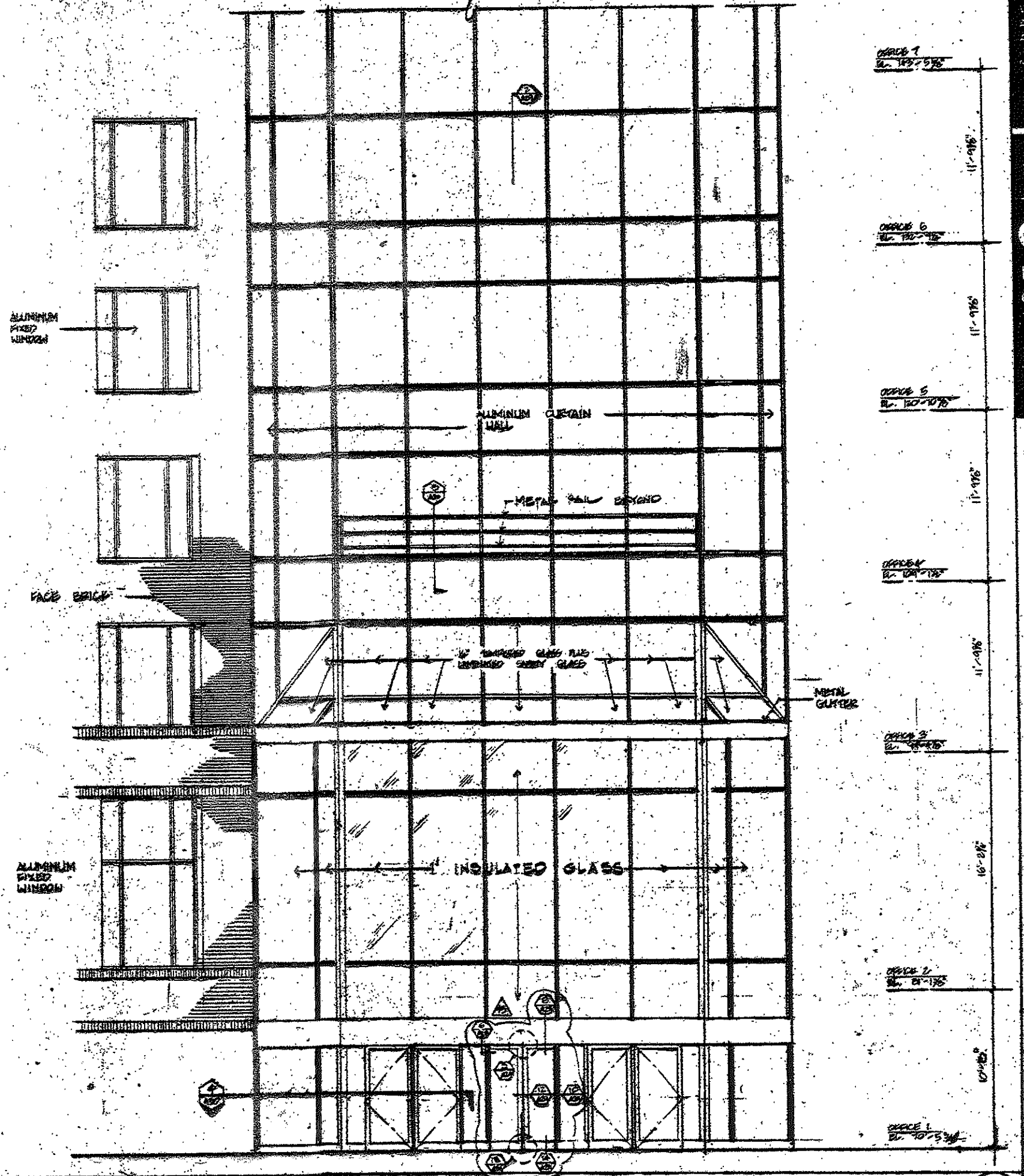
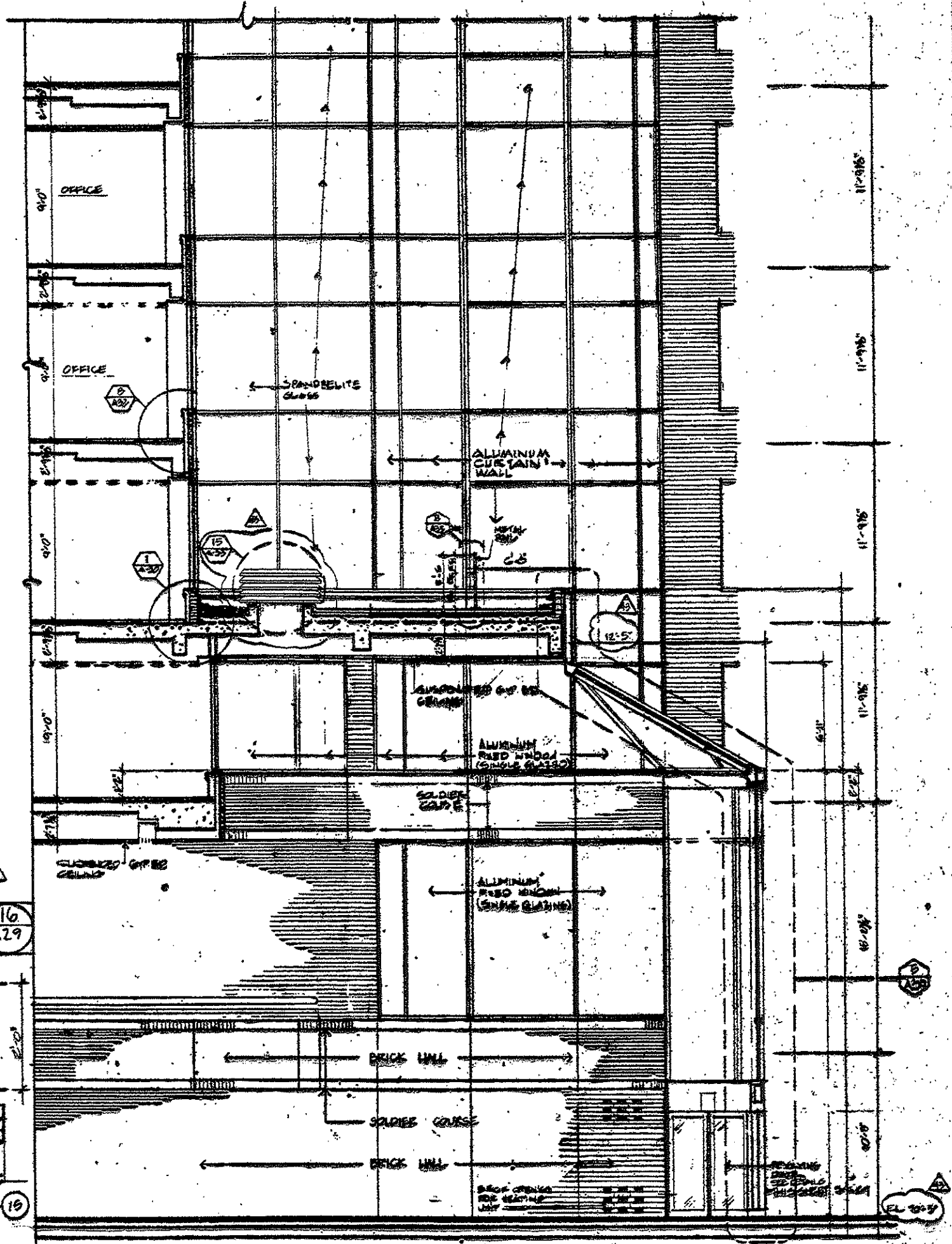
| NO. | DATE | REVISIONS |
|-----|------|-----------|
| 1   |      |           |
| 2   |      |           |

**ROOF DETAILS**

DESIGN  
CHECKED  
DATE  
JOB NO.



- CONSULTANTS**
- ARCHITECTURAL**  
 BRENNAN BEER GORMAN  
 515 Madison Avenue  
 New York, N.Y. 10022  
 212-688-7653
- MECHANICAL**  
 BURTON AND VAN RUITEN INC.  
 10 North Main Street  
 West Hartford, CT 06107  
 203-236-2365
- STRUCTURAL**  
 LEV ZETLIN ASSOCIATES  
 64 Avenue of the Americas  
 New York, N.Y. 10011  
 212-761-1300
- LANDSCAPE**  
 CR 3 Inc.  
 571 Housatonic Street  
 Simsbury, CT 06070  
 203-658-1988



REVOLVING DOOR DETAILS  
 SCALE: 3/4" = 1'-0"  
 (AD. 13)

ROOF PLAN OVER GREENHOUSE  
 SCALE: 1/8" = 1'-0"

PLAN OF ENTRANCE NO. 12  
 SCALE: 1/8" = 1'-0"

NOTE: THIS DRAWING HAS BEEN FORWARDED TO ARCHITECTURE DEPARTMENT AD 13.

| NO.   | DATE  | REVISIONS                  | BY |
|-------|-------|----------------------------|----|
| 11769 | 11-25 | CLARIFY AREA NO. 22        |    |
| 11770 | 11-25 | REVISIONS TO ARCHITECTURAL |    |
| 11771 | 11-25 | REVISIONS TO ARCHITECTURAL |    |
| 11772 | 11-25 | REVISIONS TO ARCHITECTURAL |    |
| 11773 | 11-25 | REVISIONS TO ARCHITECTURAL |    |
| 11774 | 11-25 | REVISIONS TO ARCHITECTURAL |    |
| 11775 | 11-25 | REVISIONS TO ARCHITECTURAL |    |
| 11776 | 11-25 | REVISIONS TO ARCHITECTURAL |    |
| 11777 | 11-25 | REVISIONS TO ARCHITECTURAL |    |
| 11778 | 11-25 | REVISIONS TO ARCHITECTURAL |    |
| 11779 | 11-25 | REVISIONS TO ARCHITECTURAL |    |
| 11780 | 11-25 | REVISIONS TO ARCHITECTURAL |    |
| 11781 | 11-25 | REVISIONS TO ARCHITECTURAL |    |
| 11782 | 11-25 | REVISIONS TO ARCHITECTURAL |    |
| 11783 | 11-25 | REVISIONS TO ARCHITECTURAL |    |
| 11784 | 11-25 | REVISIONS TO ARCHITECTURAL |    |
| 11785 | 11-25 | REVISIONS TO ARCHITECTURAL |    |
| 11786 | 11-25 | REVISIONS TO ARCHITECTURAL |    |
| 11787 | 11-25 | REVISIONS TO ARCHITECTURAL |    |
| 11788 | 11-25 | REVISIONS TO ARCHITECTURAL |    |
| 11789 | 11-25 | REVISIONS TO ARCHITECTURAL |    |
| 11790 | 11-25 | REVISIONS TO ARCHITECTURAL |    |
| 11791 | 11-25 | REVISIONS TO ARCHITECTURAL |    |
| 11792 | 11-25 | REVISIONS TO ARCHITECTURAL |    |
| 11793 | 11-25 | REVISIONS TO ARCHITECTURAL |    |
| 11794 | 11-25 | REVISIONS TO ARCHITECTURAL |    |
| 11795 | 11-25 | REVISIONS TO ARCHITECTURAL |    |
| 11796 | 11-25 | REVISIONS TO ARCHITECTURAL |    |
| 11797 | 11-25 | REVISIONS TO ARCHITECTURAL |    |
| 11798 | 11-25 | REVISIONS TO ARCHITECTURAL |    |
| 11799 | 11-25 | REVISIONS TO ARCHITECTURAL |    |
| 11800 | 11-25 | REVISIONS TO ARCHITECTURAL |    |

EXTERIOR GREENHOUSE & DETAIL

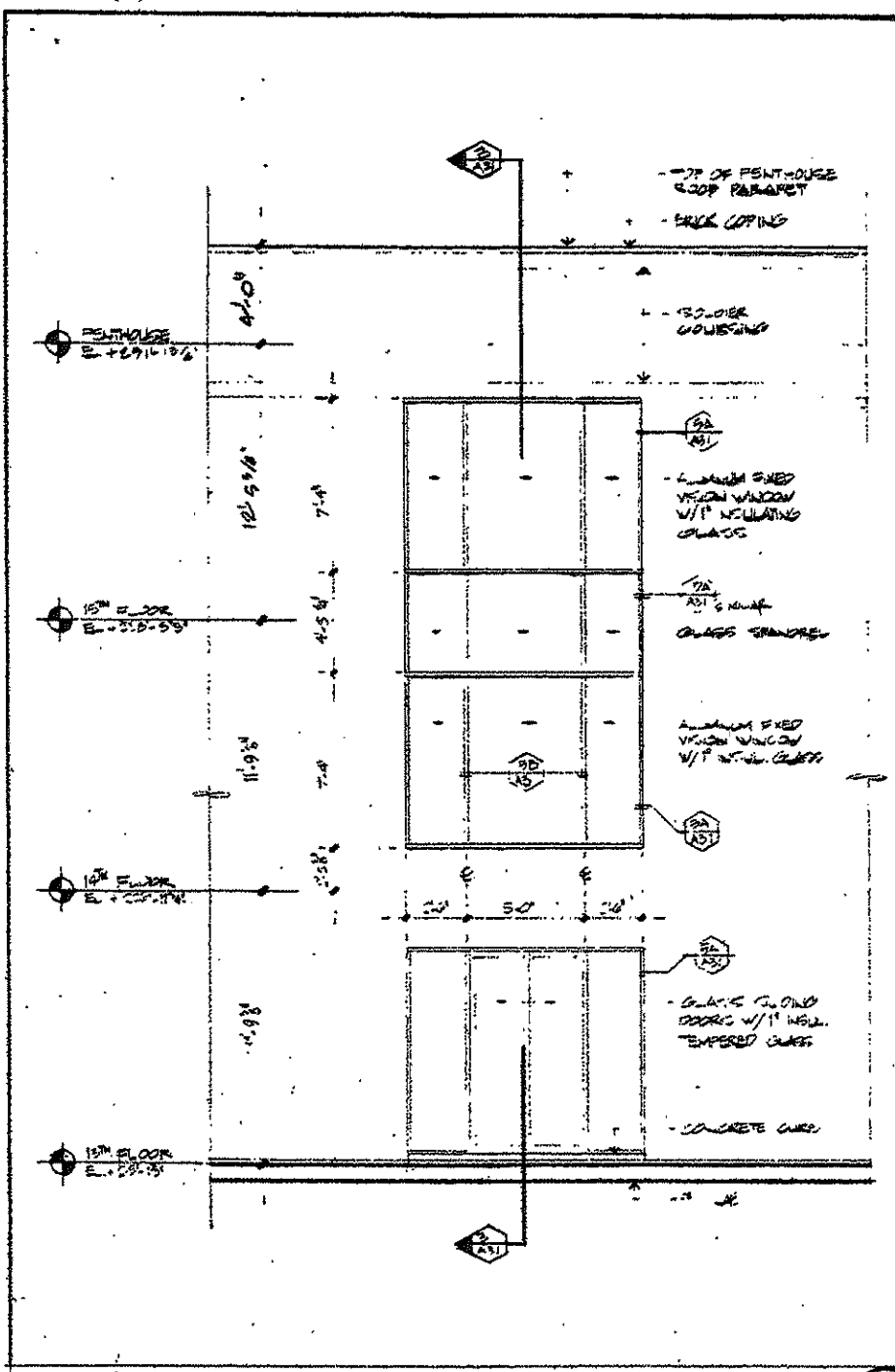
DATE: 11-25-88

SCALE: 1/8" = 1'-0"

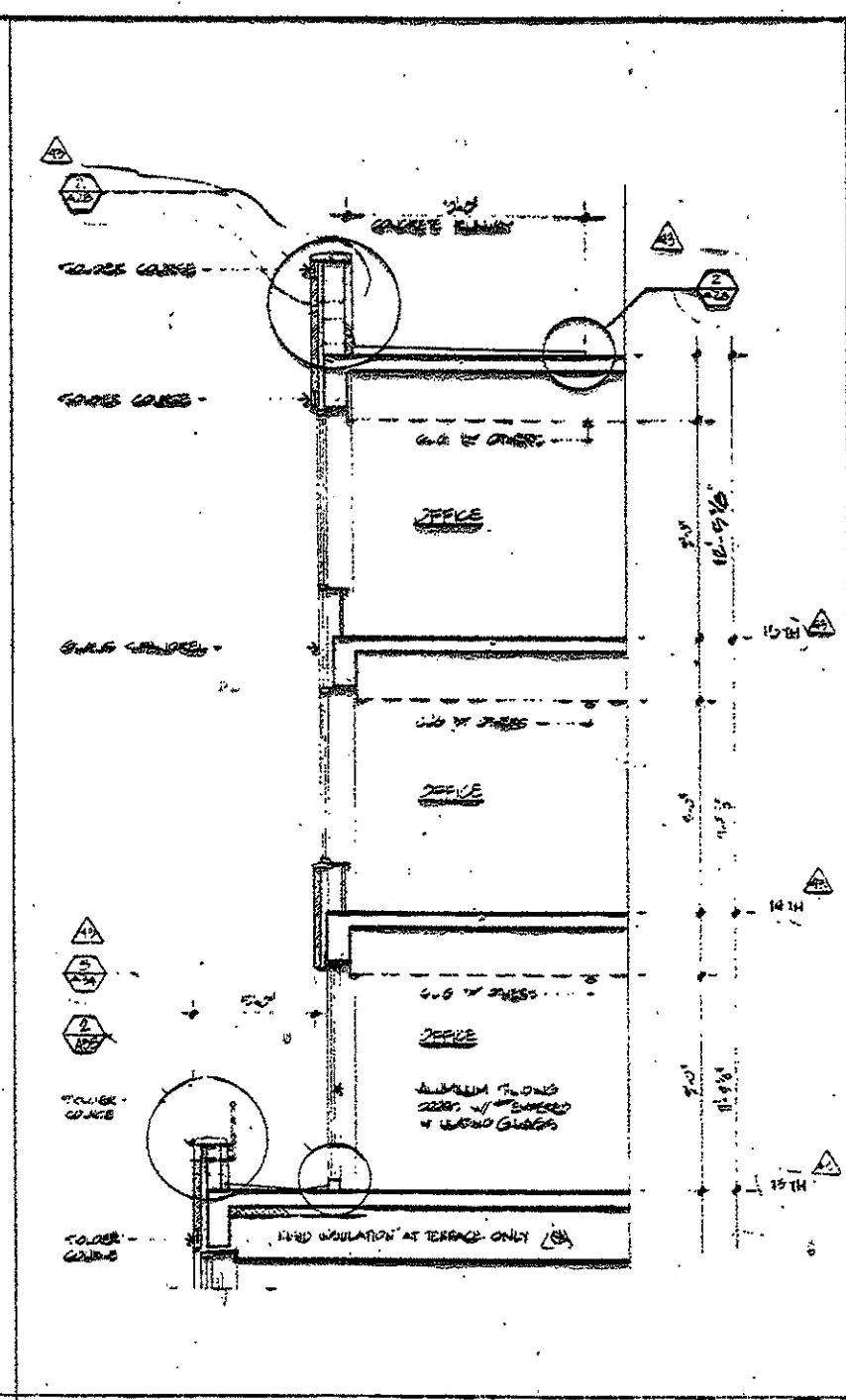




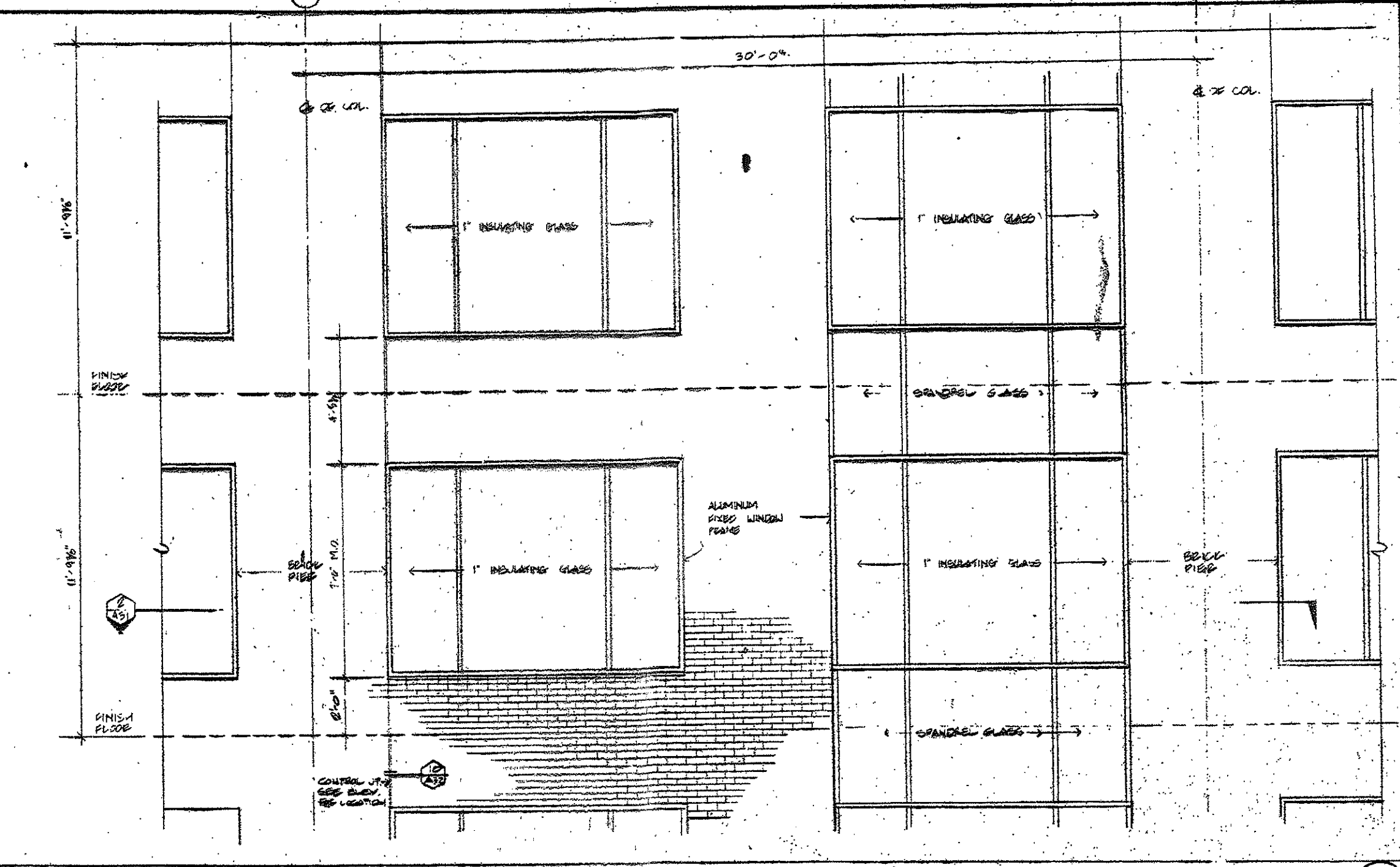




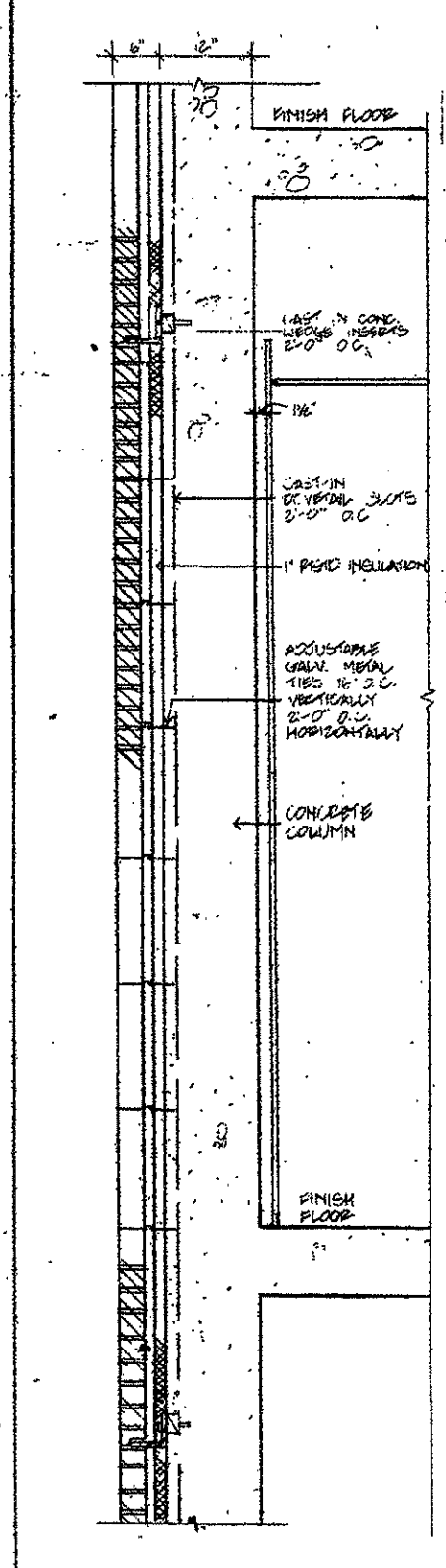
TYPICAL WINDOW WALL ELEVATION  
SCALE 1/4" = 1'-0"



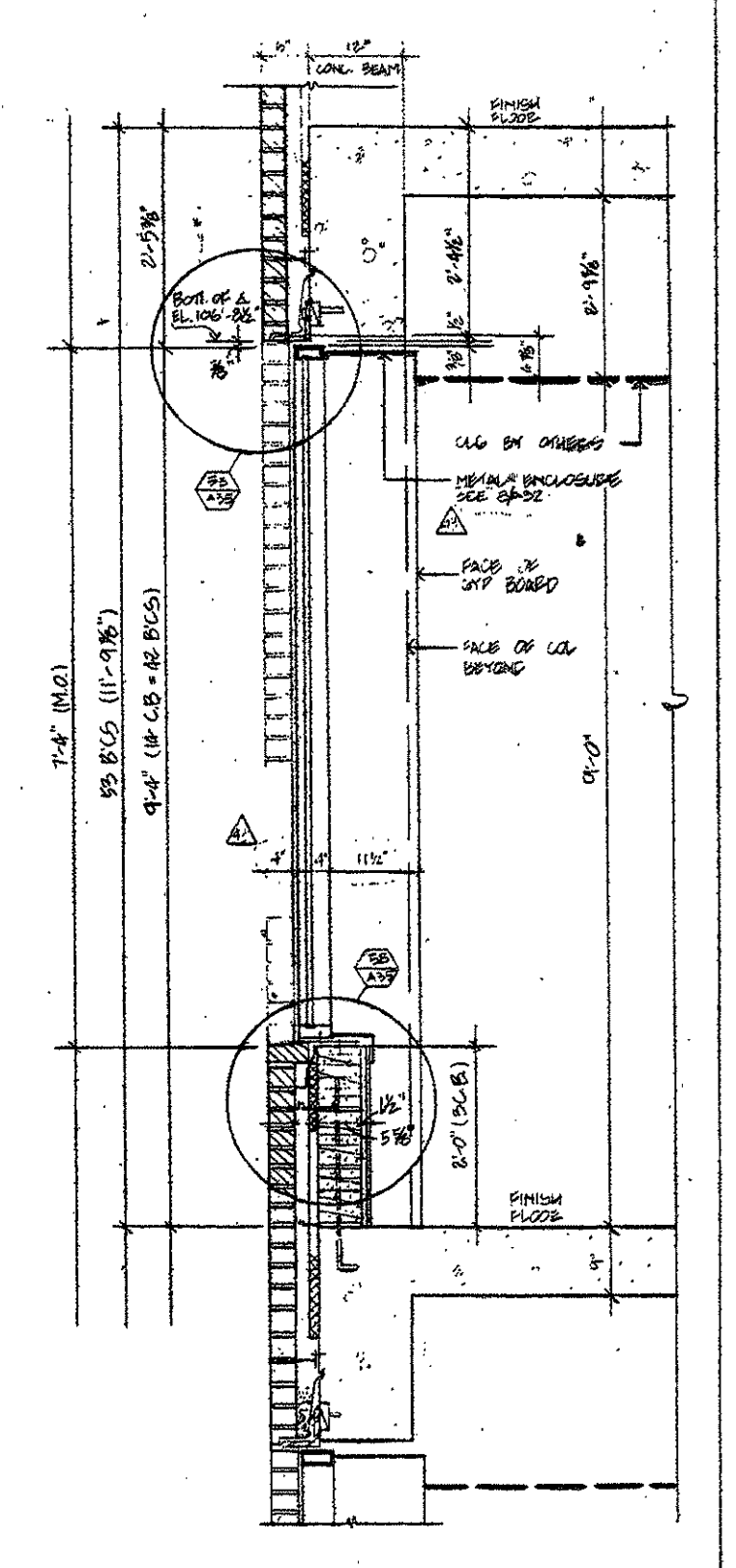
TYPICAL WINDOW WALL SECTION  
SCALE 1/4" = 1'-0"



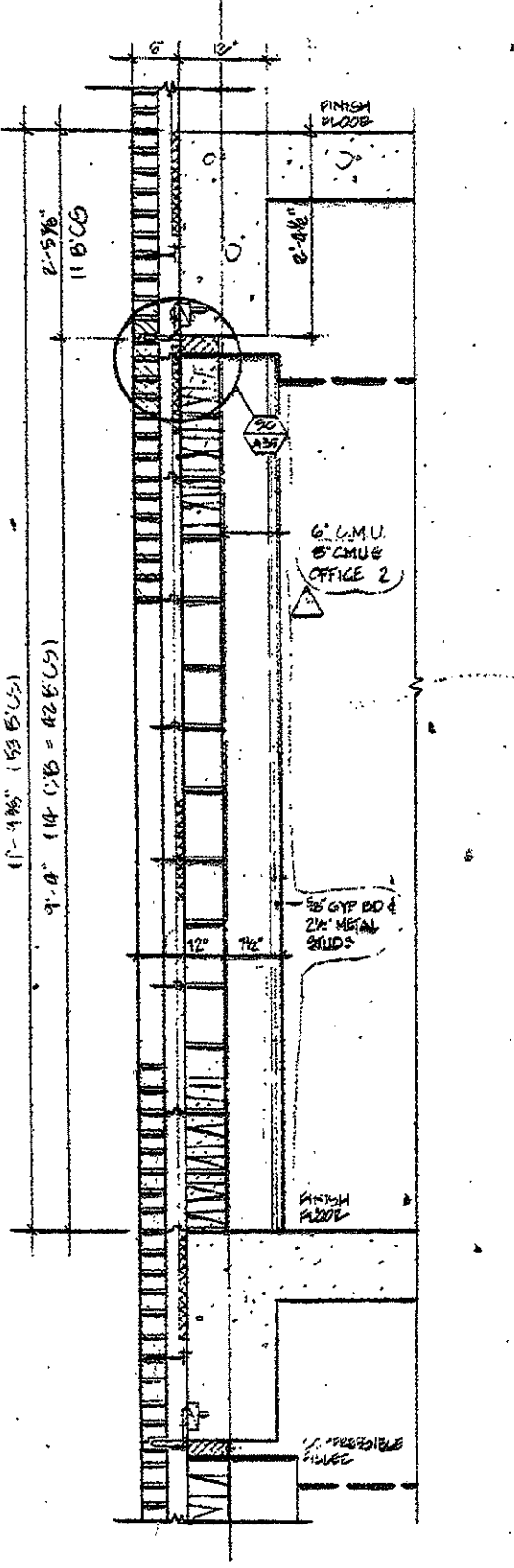
TYPICAL PART TOWER ELEVATION  
SCALE 1/8" = 1'-0"



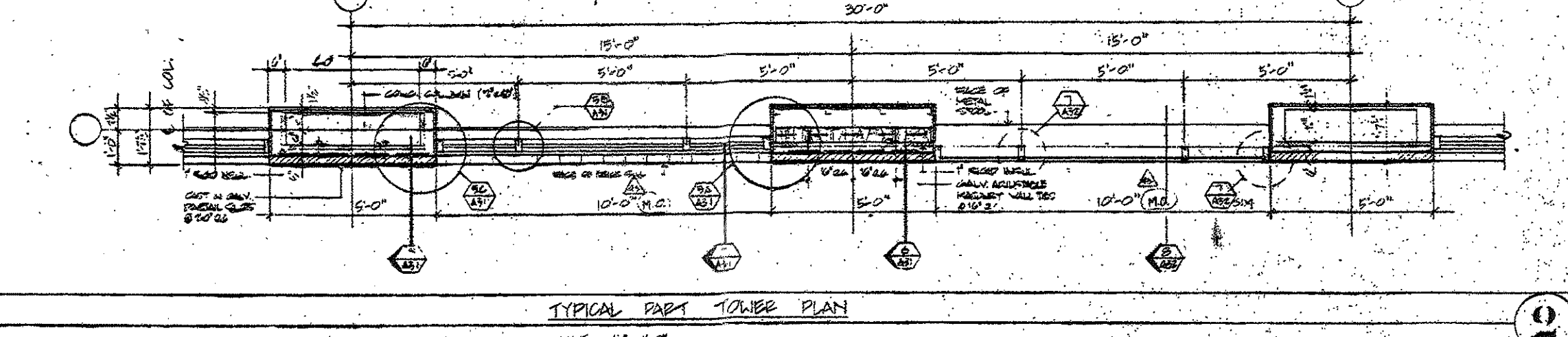
WALL SECTION  
SCALE 1/4" = 1'-0"



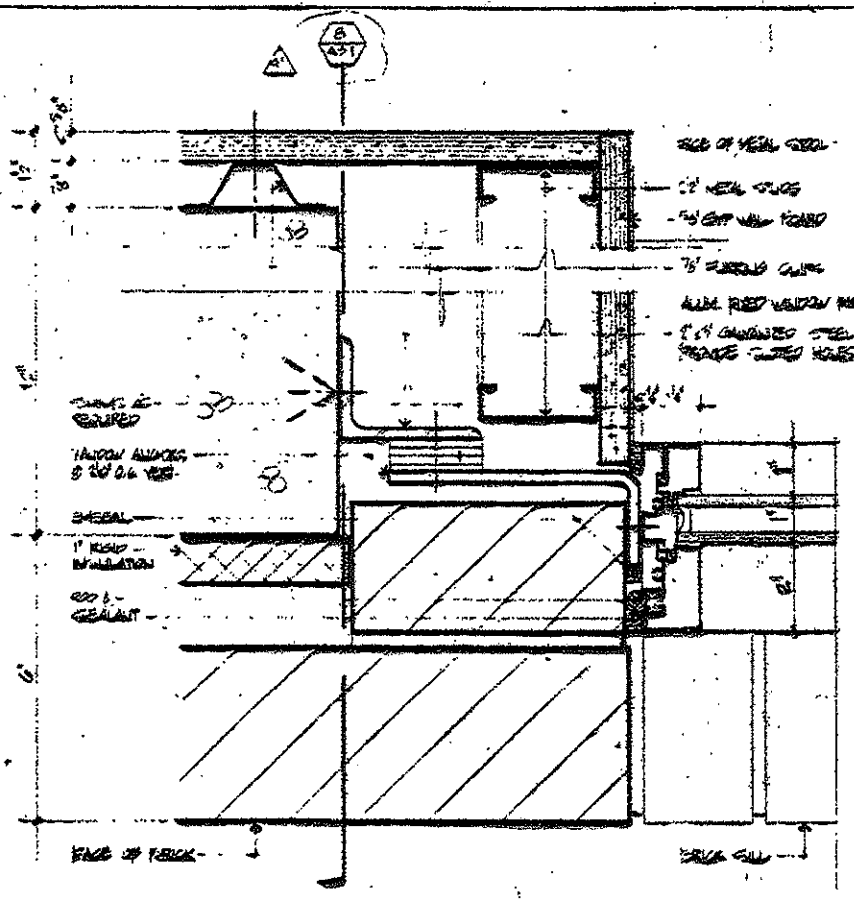
WALL SECTION  
SCALE 1/4" = 1'-0"



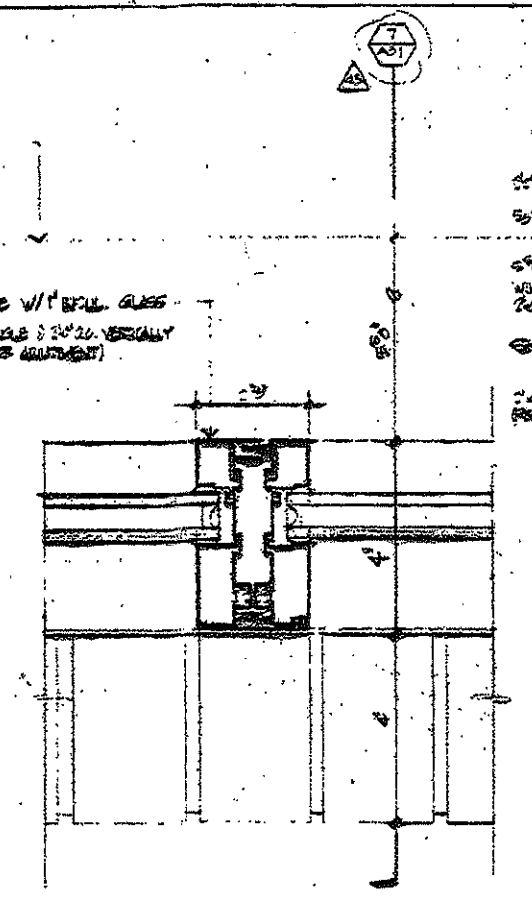
WALL SECTION  
SCALE 1/4" = 1'-0"



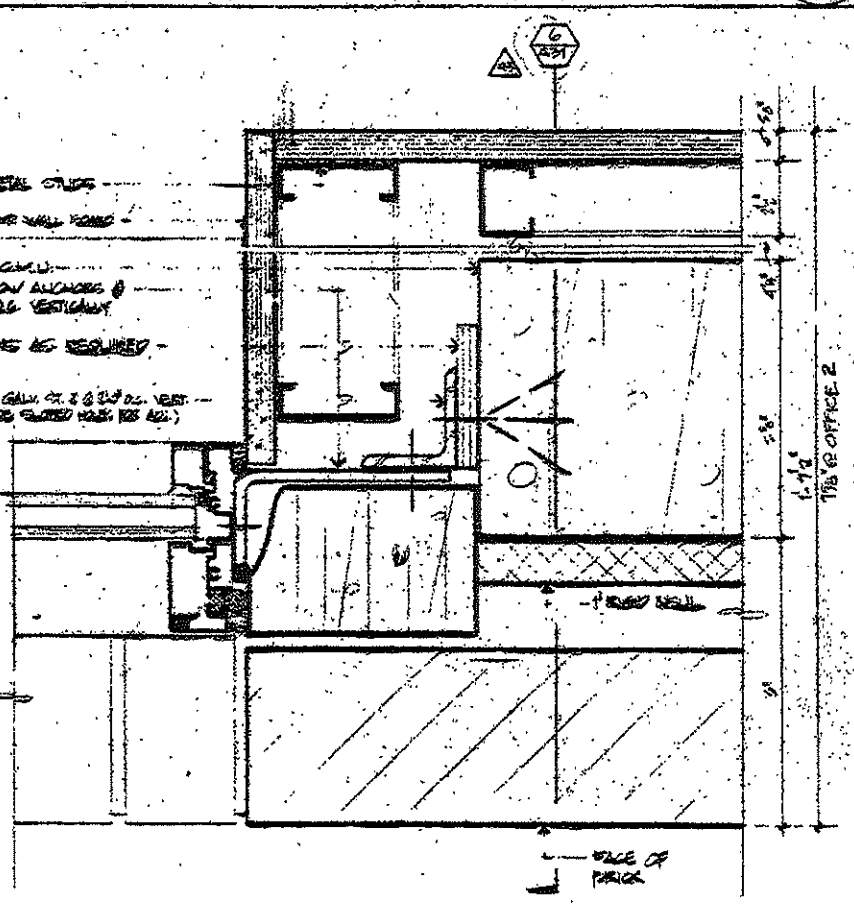
TYPICAL PART TOWER PLAN  
SCALE 1/8" = 1'-0"



C



B



A

TYPICAL TOWER WINDOW JAMB DETAIL  
SCALE 1/4" = 1'-0"

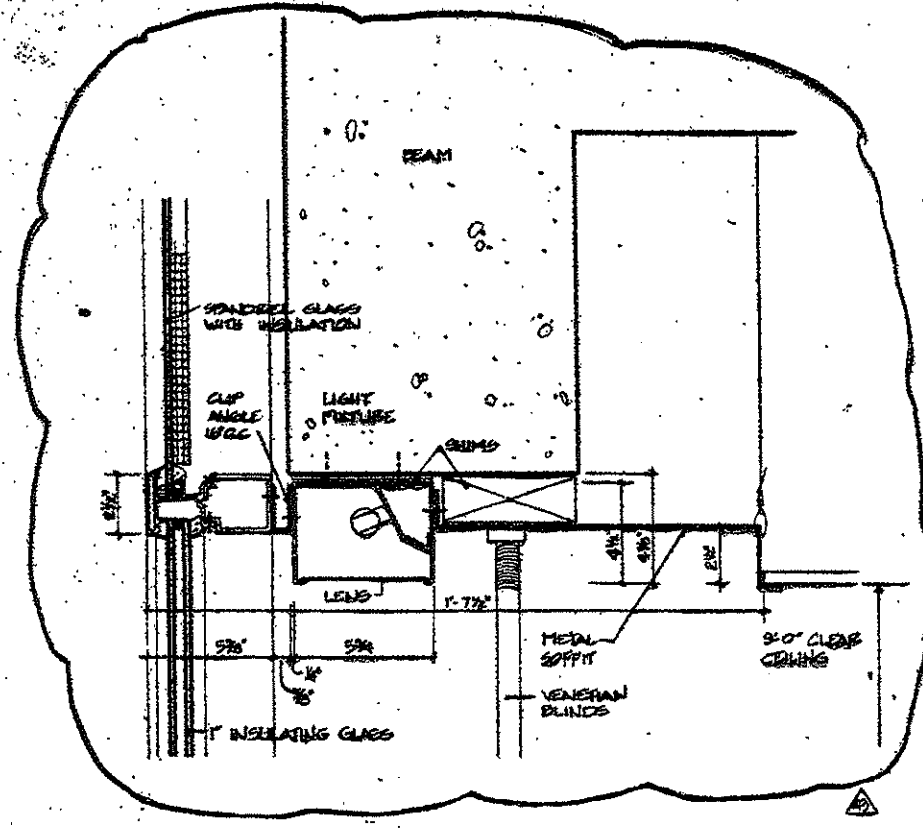
|       |     |                   |
|-------|-----|-------------------|
| 11/78 | 1   | CLARIFICATION #22 |
| 11/80 | 1   | END PACKAGE #13   |
| 11/81 | 1   | END PACKAGE #13   |
| DATE  | NO. | REVISIONS         |

TYPICAL TOWER WINDOW WALL ELEVATION, SECTION AND DETAILS.

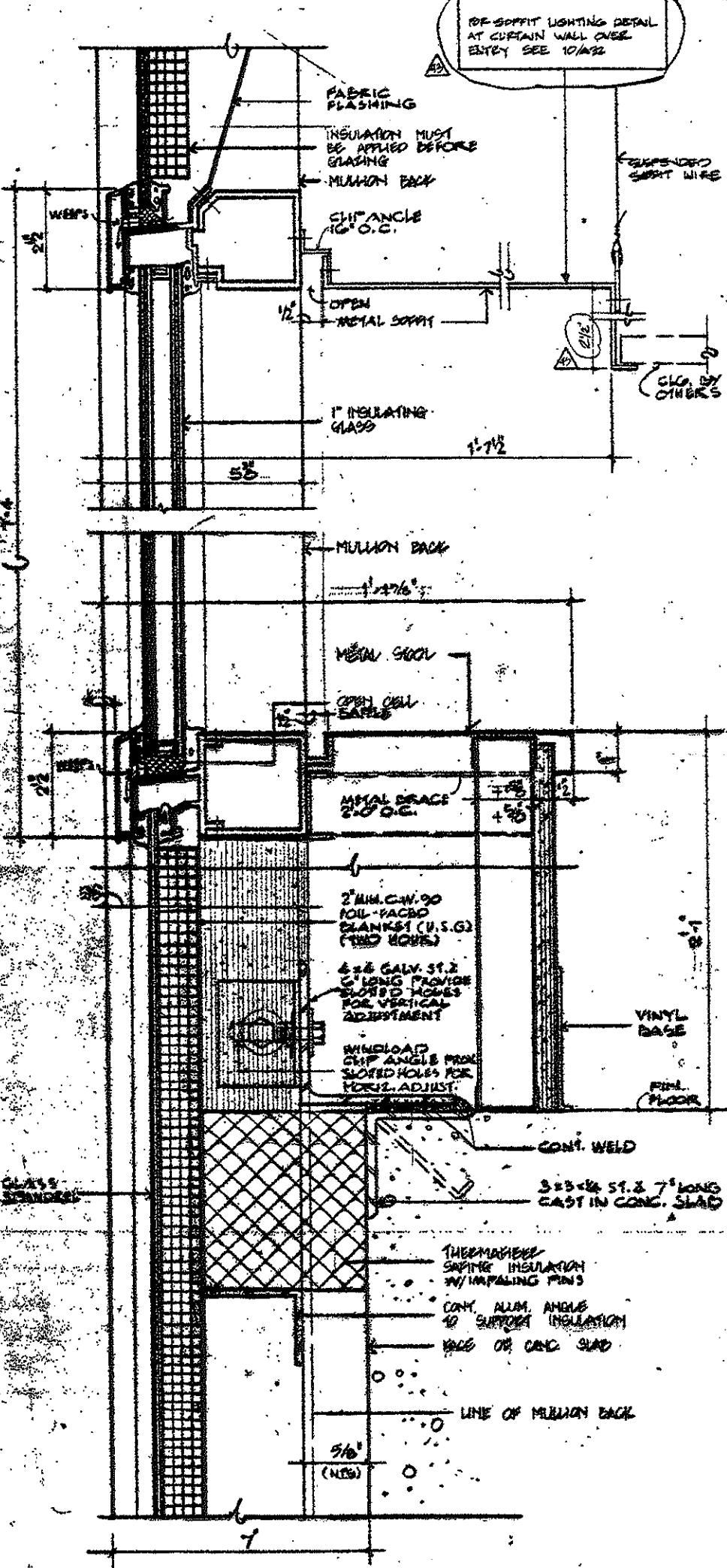
DESIGN JA  
CHECKED  
DATE

SHEET  
A3

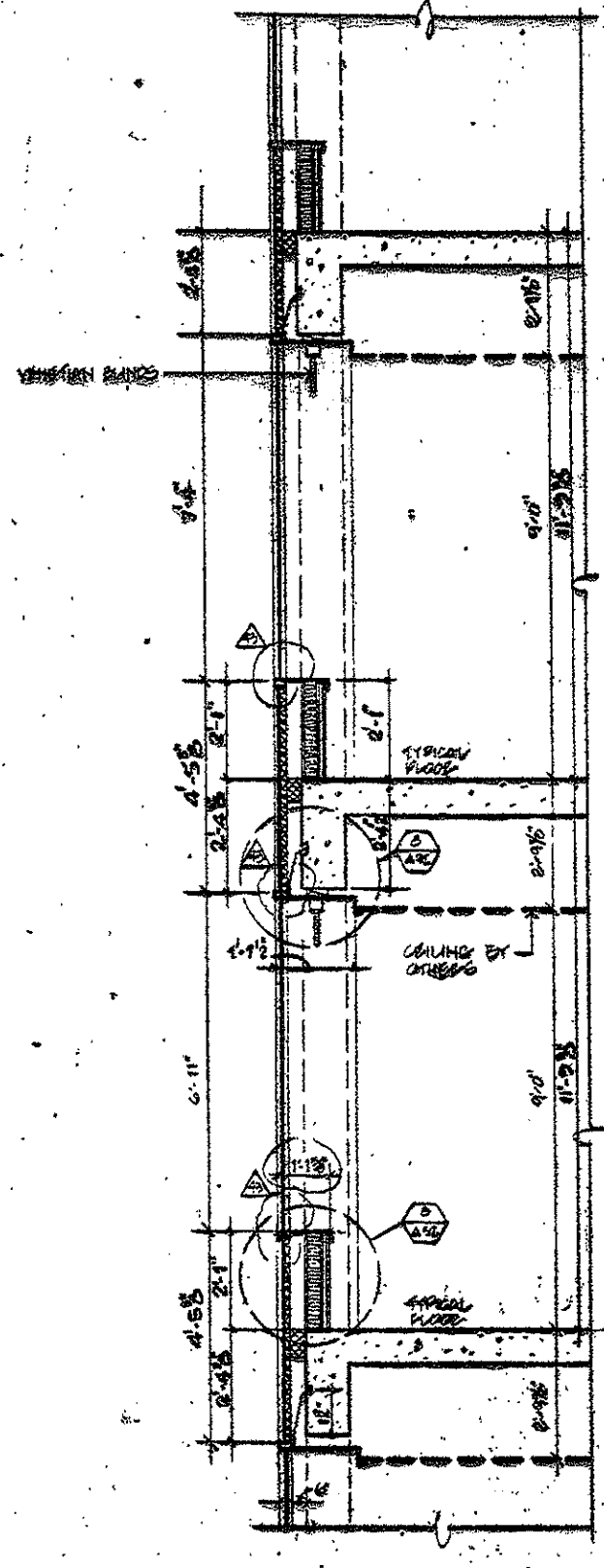




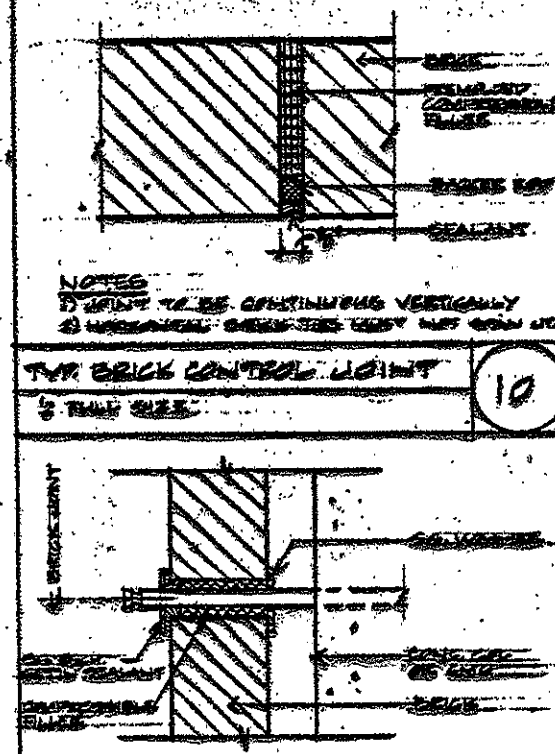
**LIGHT FIXTURE @ CURTAIN WALL OVER ENTRANCE**  
SCALE 3" = 1'-0"  
10



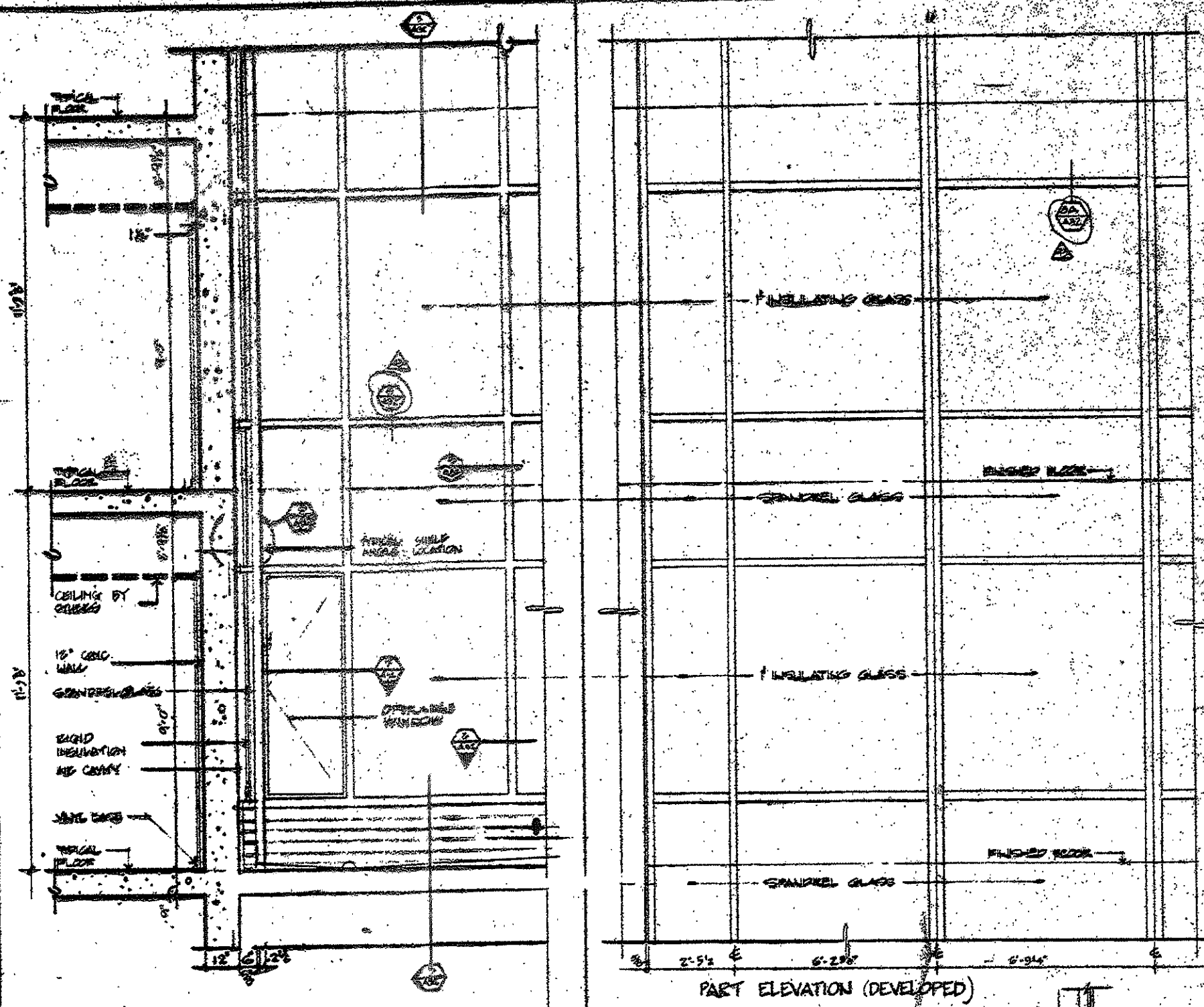
**TYPICAL ALUMINUM CURTAIN WALL DETAIL**  
SCALE NPS  
8



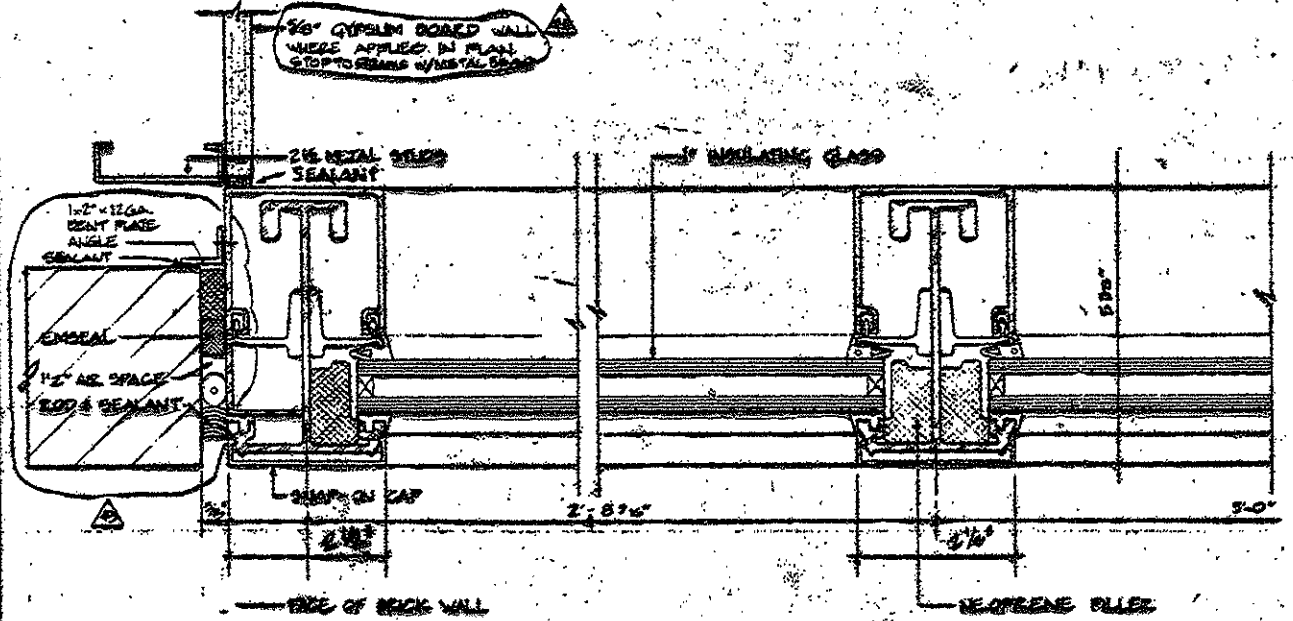
**TYPICAL WALL SECTION (CURTAIN WALL)**  
SCALE 1/2" = 1'-0"  
3



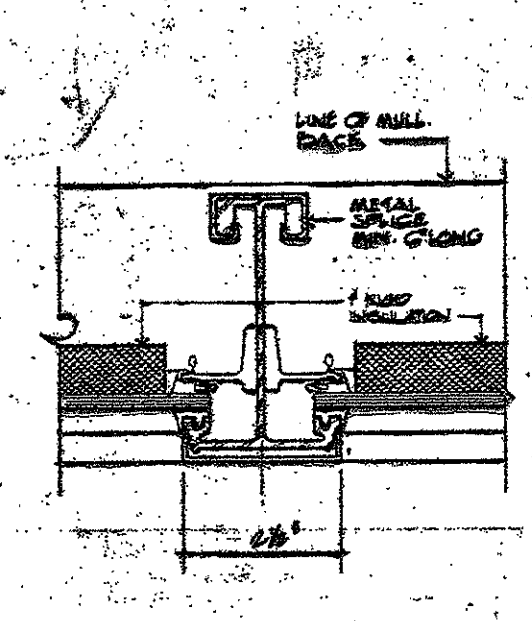
**TYPICAL WINDOW DETAIL**  
SCALE 3/4" = 1'-0"  
4



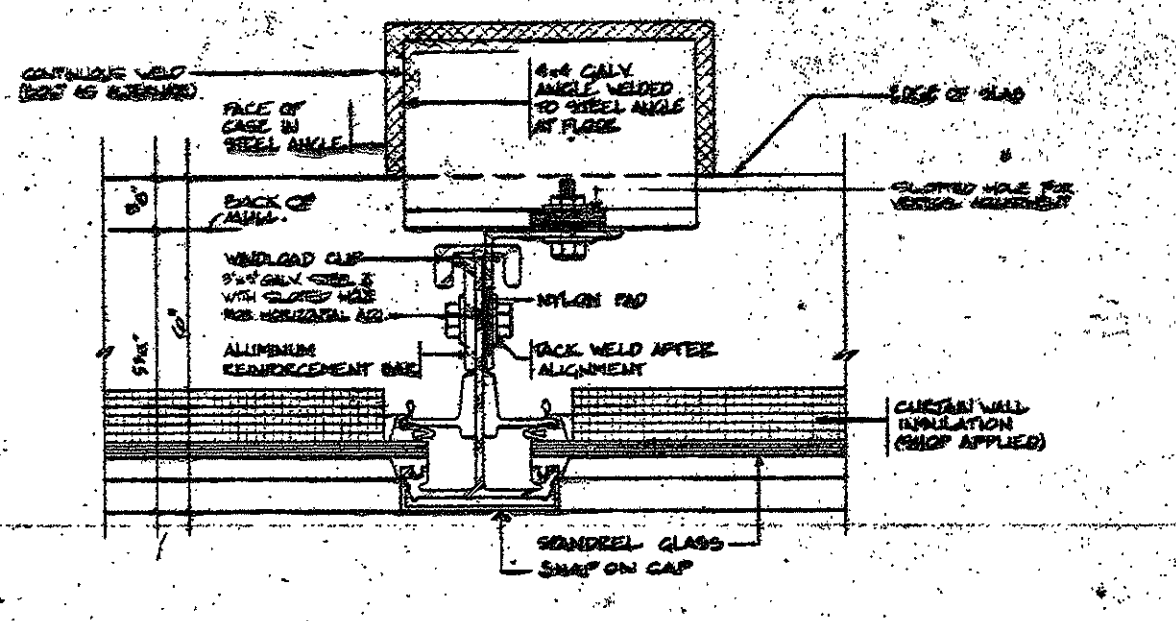
**PART ELEVATION (DEVELOPED)**  
SCALE 1/4" = 1'-0"  
1



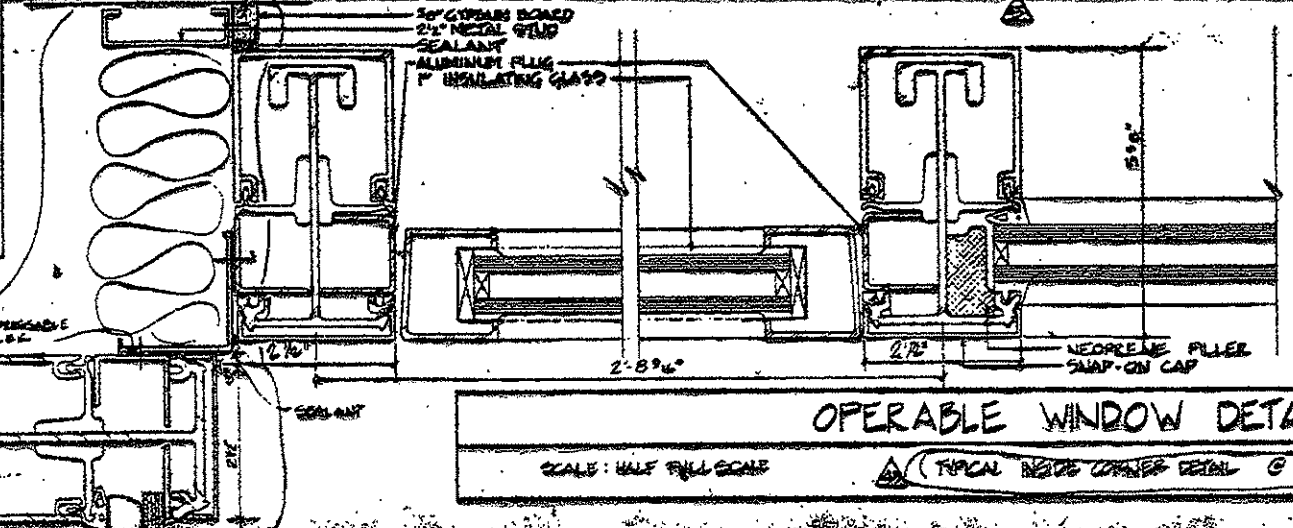
**TYPICAL JAMB AND MULLION DETAIL**  
SCALE = NPS (SEE DRAWING FOR TYPICAL WEDGE CORNER DETAIL)  
7



**SPACE DETAIL & SPACER**  
SCALE = NPS  
6



**TYPICAL ANCHOR DETAIL**  
SCALE NPS  
5



**OPERABLE WINDOW DETAIL**  
SCALE: HALF FULL SIZE (TYPICAL WEDGE CORNER DETAIL @ CURTAIN WALL)  
9

|          |          |
|----------|----------|
| NO. 1102 | REVISION |
|          |          |
|          |          |
|          |          |

**TYPICAL TOWER CURTAIN WALL ELEVATIONS AND DETAILS**

DATE: 11/10/84  
CHECKED: [Signature]  
DATE: [Signature]  
SCALE: 1/4" = 1'-0"  
JOB NO. 1102



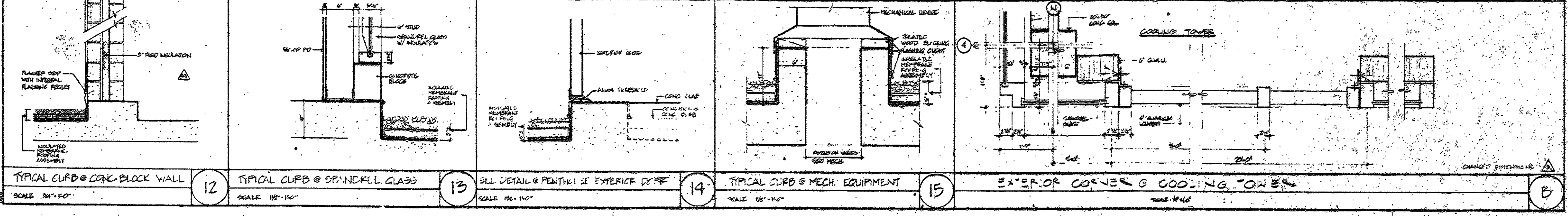
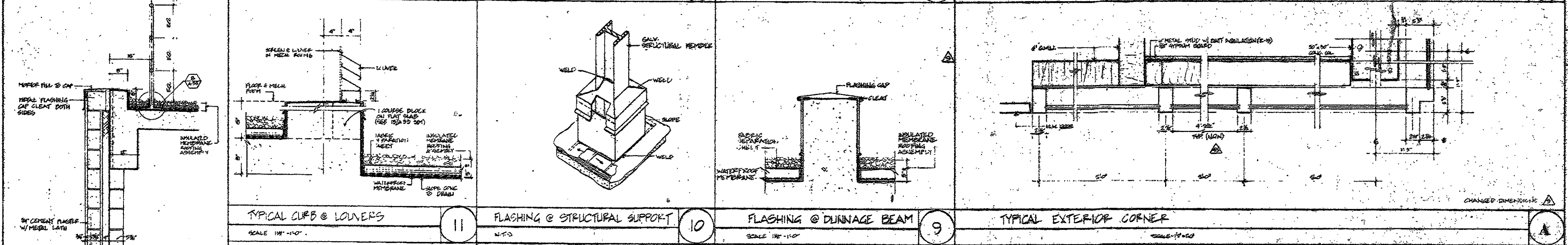
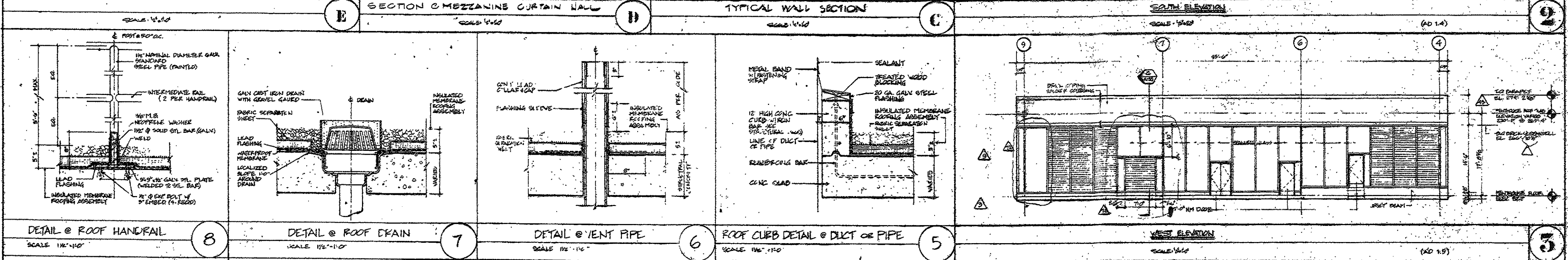
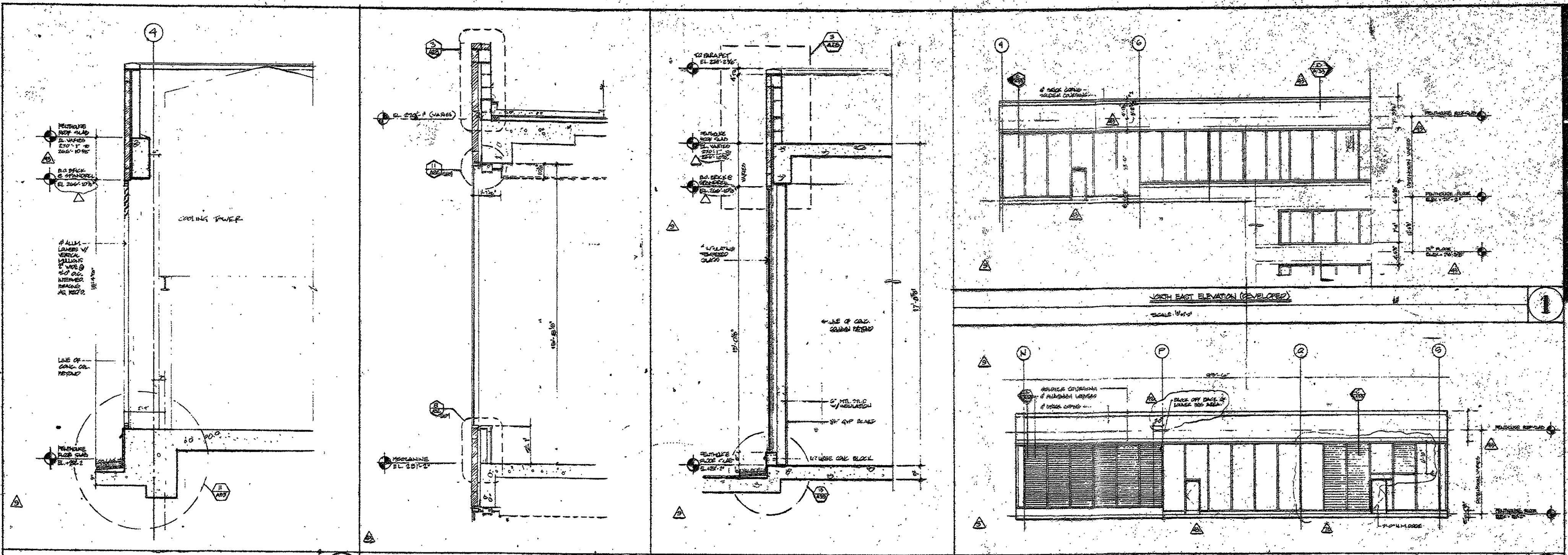
**CONSULTANTS**

**ARCHITECTURAL**  
 BRENNAN BEER GORMAN  
 515 Madison Avenue  
 New York, NY 10022  
 212-388-7600

**MECHANICAL**  
 BEITON AND VAN HEUTEN INC.  
 10 North Main Street  
 West Hartford, CT 06107  
 203-236-2365

**STRUCTURAL**  
 LEV ZETLIN ASSOCIATES  
 641 Avenue of the Americas  
 New York, NY 10011  
 212-461-1500

**LANDSCAPE**  
 CR3 Inc.  
 571 Homestead Street  
 Simsbury, CT 06053  
 203-632-2288



NOTED: THIS DRAWING (AND REVISIONS) IS TO BE USED IN CONJUNCTION WITH THE ARCHITECTURAL DRAWING NO. AD 1.4 & AD 1.5

|          |             |     |
|----------|-------------|-----|
| DATE     | DESCRIPTION | BY  |
| 11/15/84 | REVISIONS   | ... |
| 11/15/84 | ...         | ... |
| 11/15/84 | ...         | ... |
| 11/15/84 | ...         | ... |
| 11/15/84 | ...         | ... |

REVISIONS

DATE: 11/15/84

BY: A 35



**CONSULTANTS**

**ARCHITECTURAL**

BRENNAN BEER FOREMAN  
357 Main Street  
New York, NY 10013  
212-697-2663

**MECHANICAL**

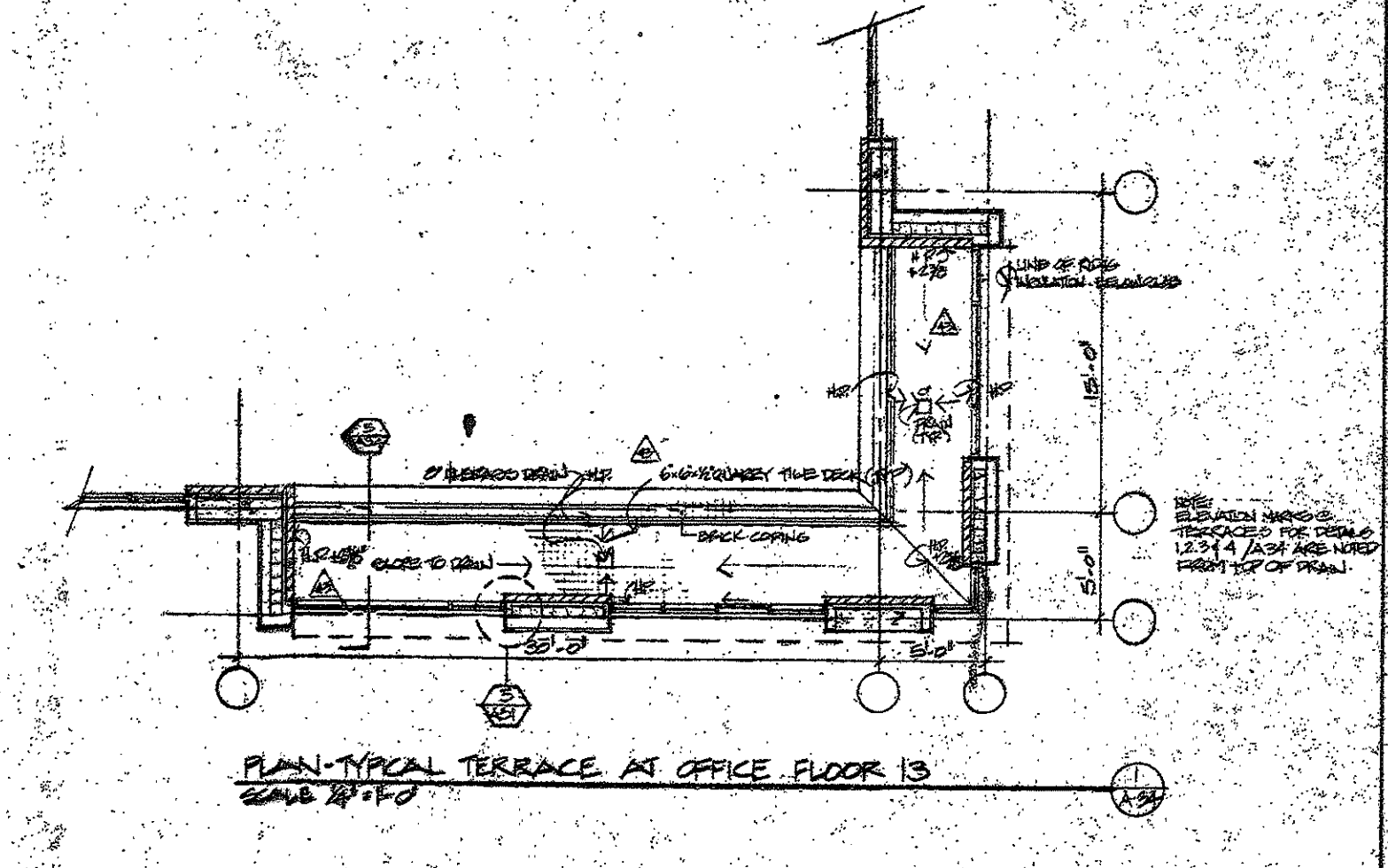
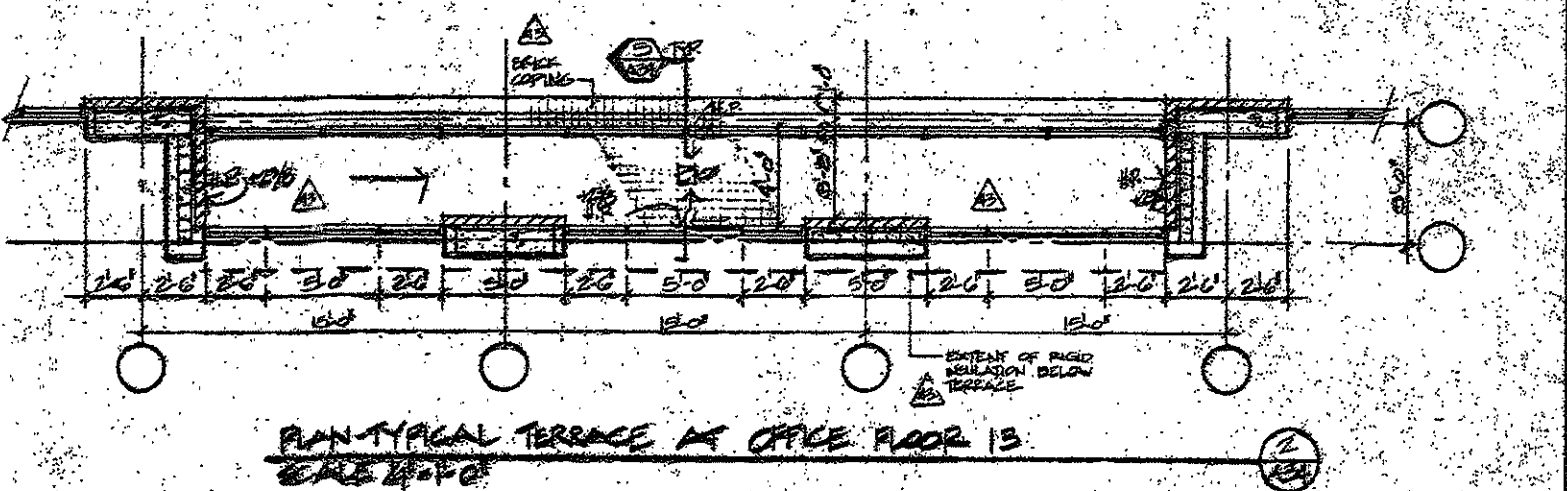
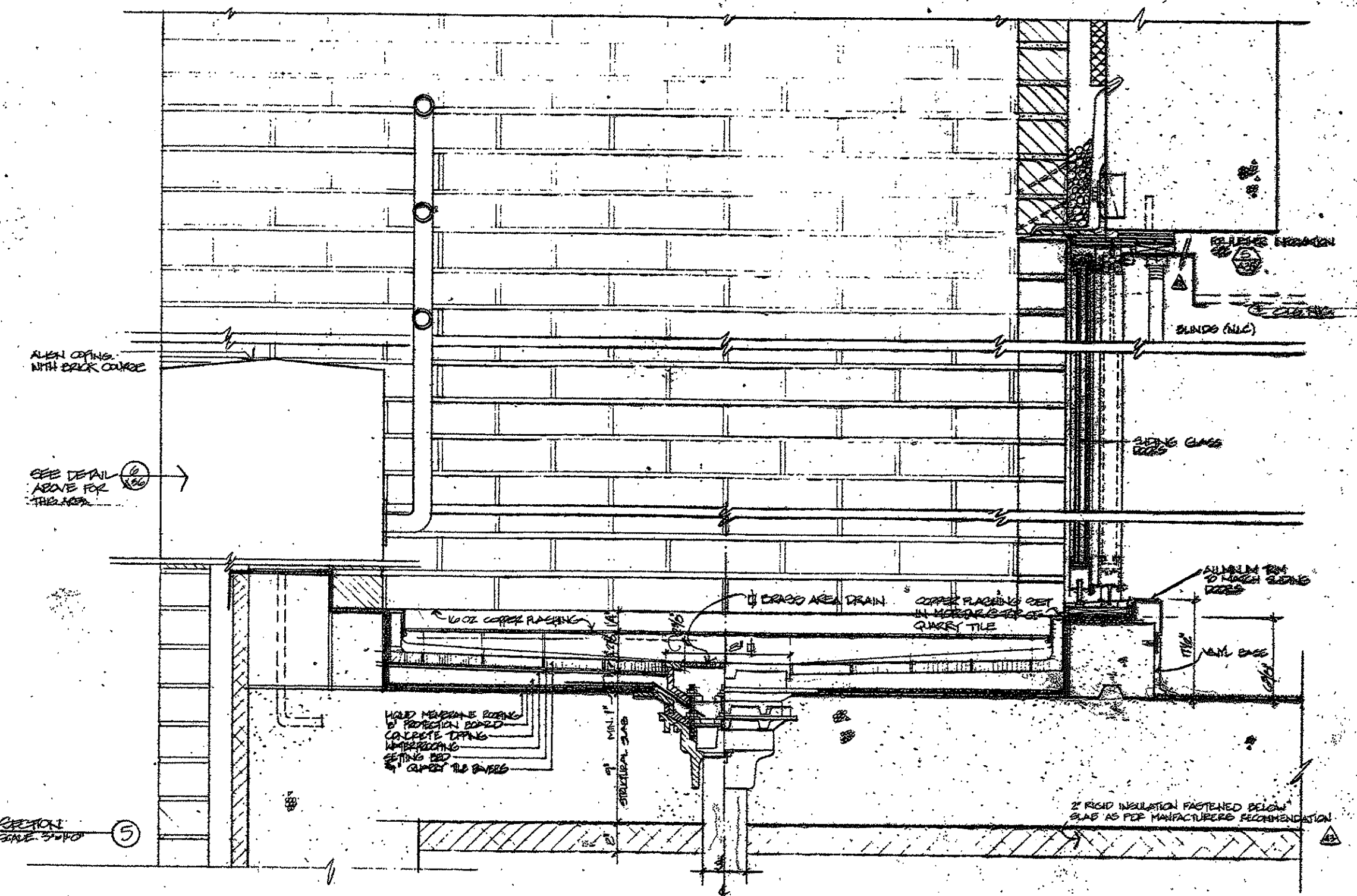
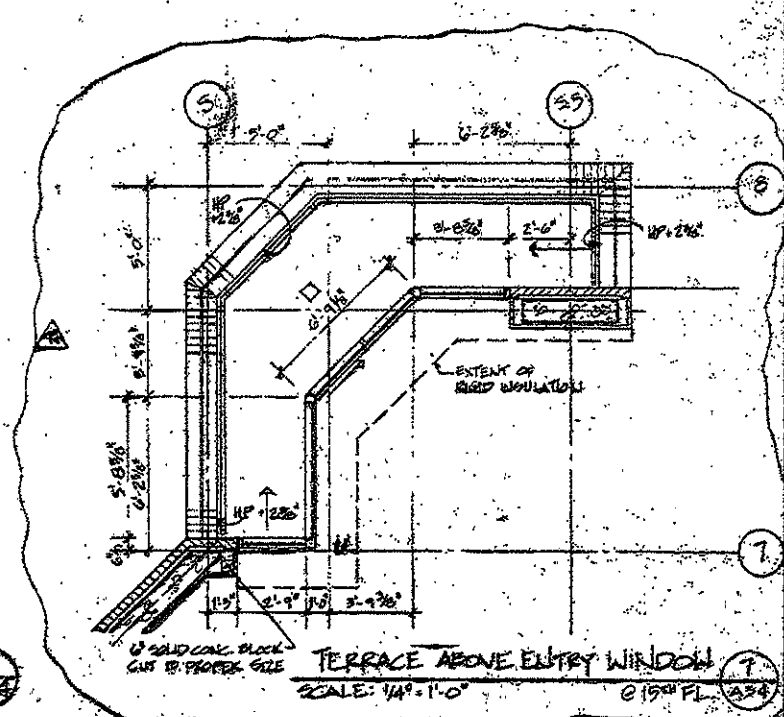
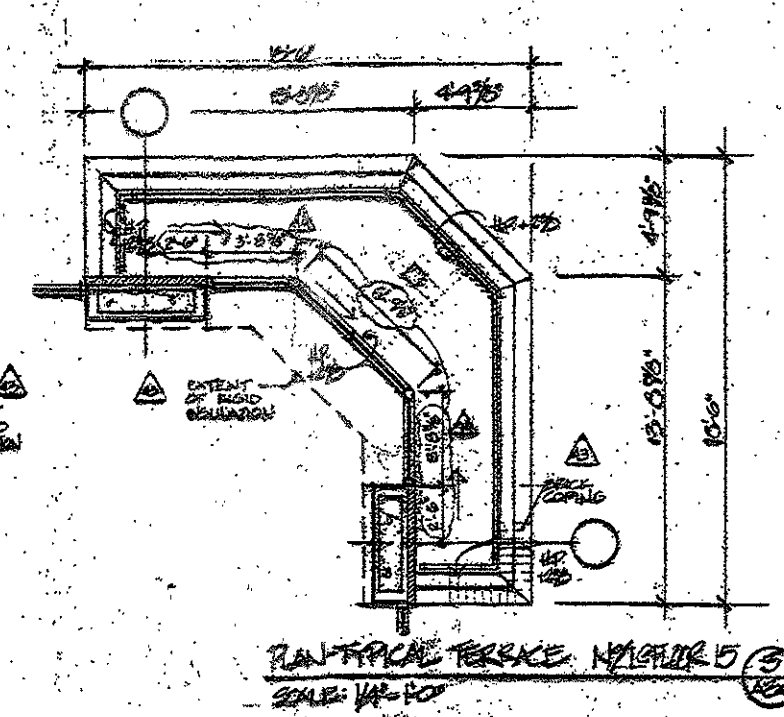
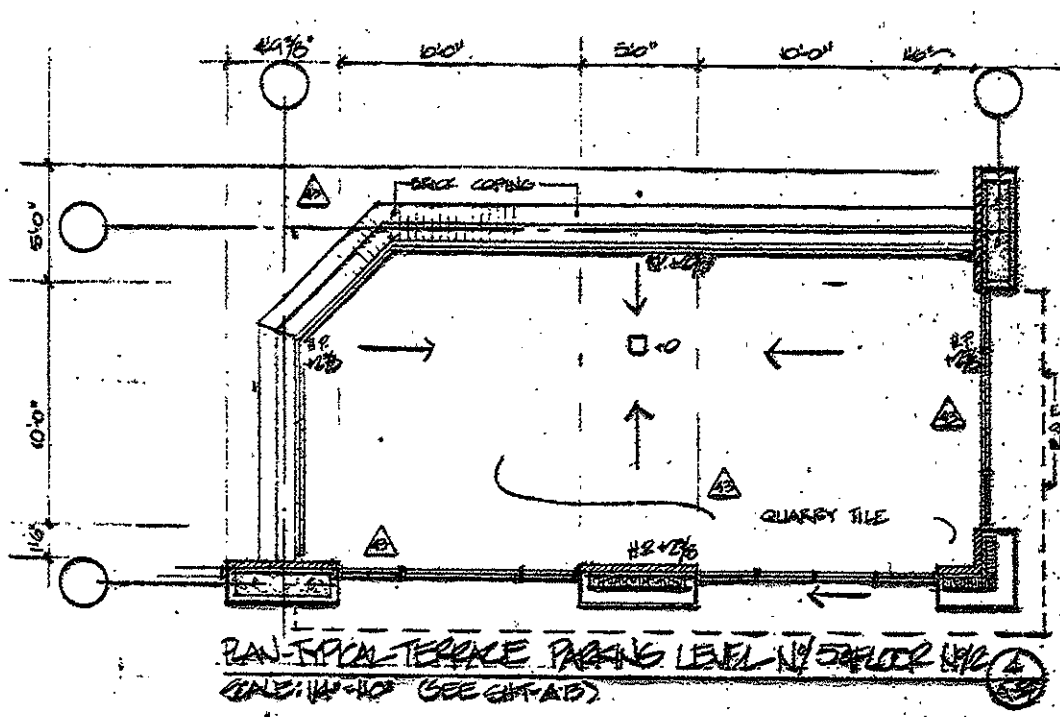
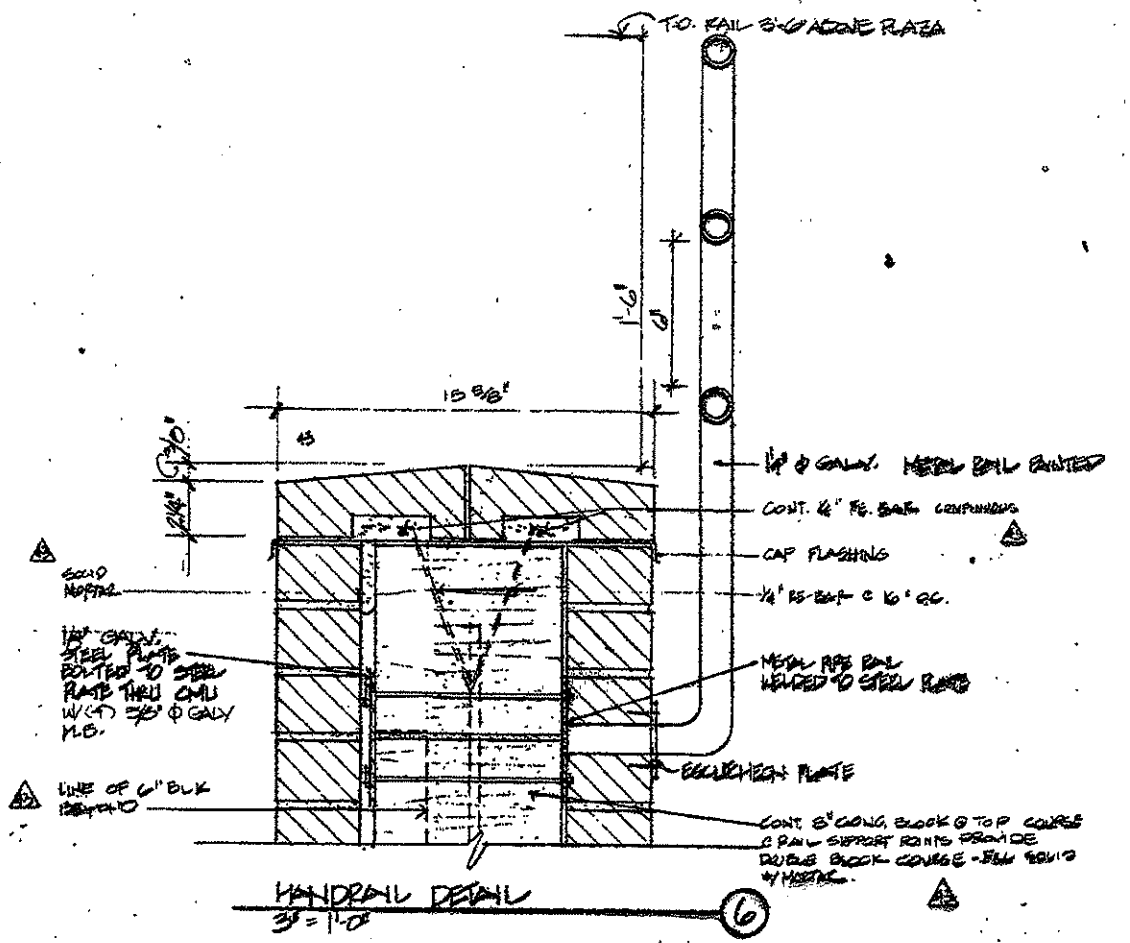
BURTON AND VAN HEUTEN INC.  
10 North Main Street  
New Hartford, CT 06108  
203-238-2365

**STRUCTURAL**

LEV ZELIN ASSOCIATES  
641 Avenue of the Americas  
New York, NY 10011  
212-967-1300

**LANDSCAPE**

CR3 Inc.  
571 Hopkinton Street  
Storrsbury, CT 06270  
203-658-1383



REVISIONS  
DATE: JUN 15 1988

| NO. | DESCRIPTION        | DATE    |
|-----|--------------------|---------|
| 1   | ISSUED FOR PERMITS | 6/15/88 |
| 2   | ISSUED FOR PERMITS | 6/15/88 |
| 3   | ISSUED FOR PERMITS | 6/15/88 |
| 4   | ISSUED FOR PERMITS | 6/15/88 |
| 5   | ISSUED FOR PERMITS | 6/15/88 |

EXTERIOR  
TERRACE DETAIL

021-1

(25)

DATE: 6/15/88



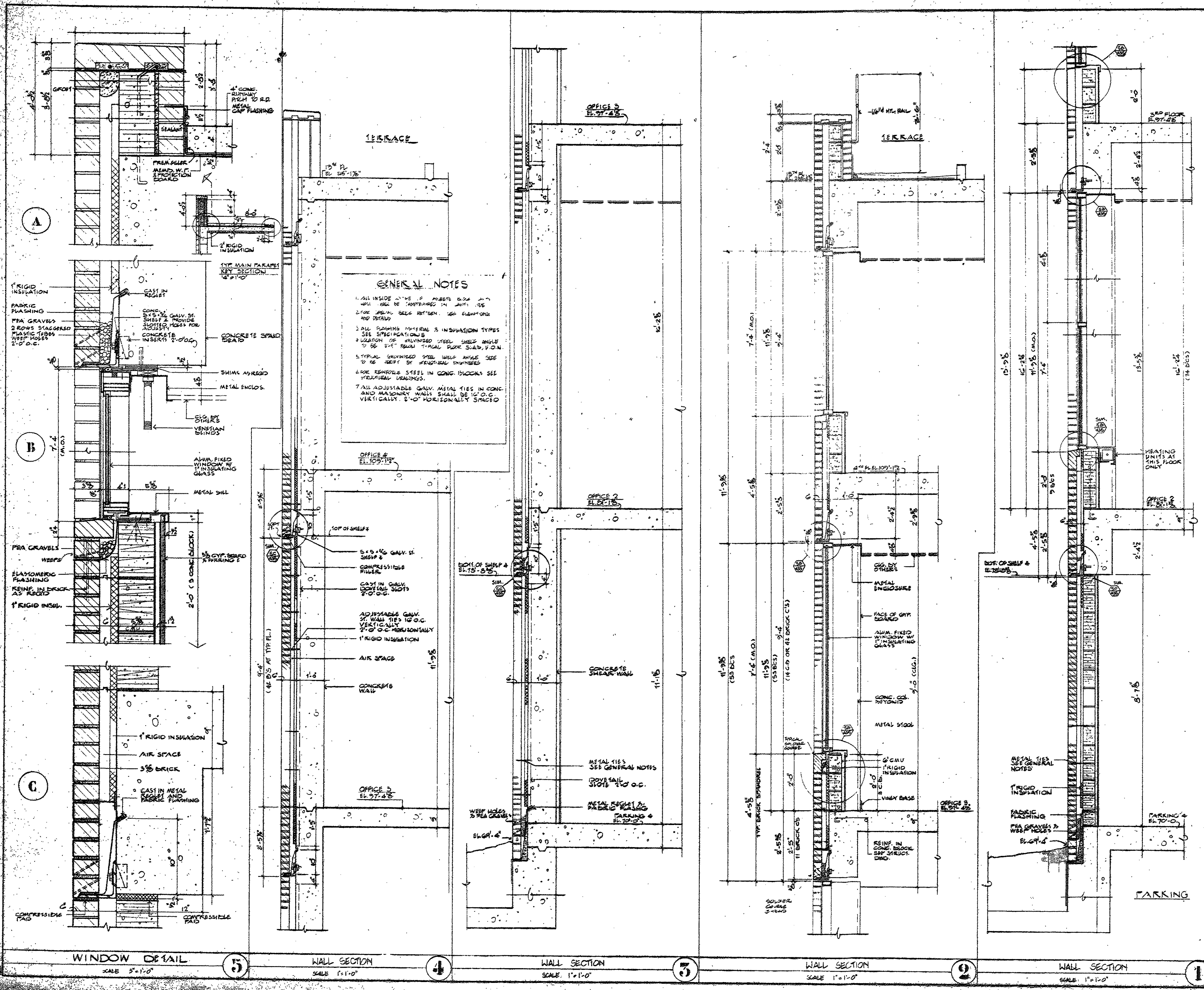
**CONSULTANTS**

**ARCHITECTURAL**  
BRENNAN BEER GORMAN  
315 Madison Avenue  
New York, N.Y. 10022  
212-888-7663

**MECHANICAL**  
BURTON AND VAN NUTTEN, INC.  
10 North Main Street  
West Hartford, CT 06107  
203-236-2365

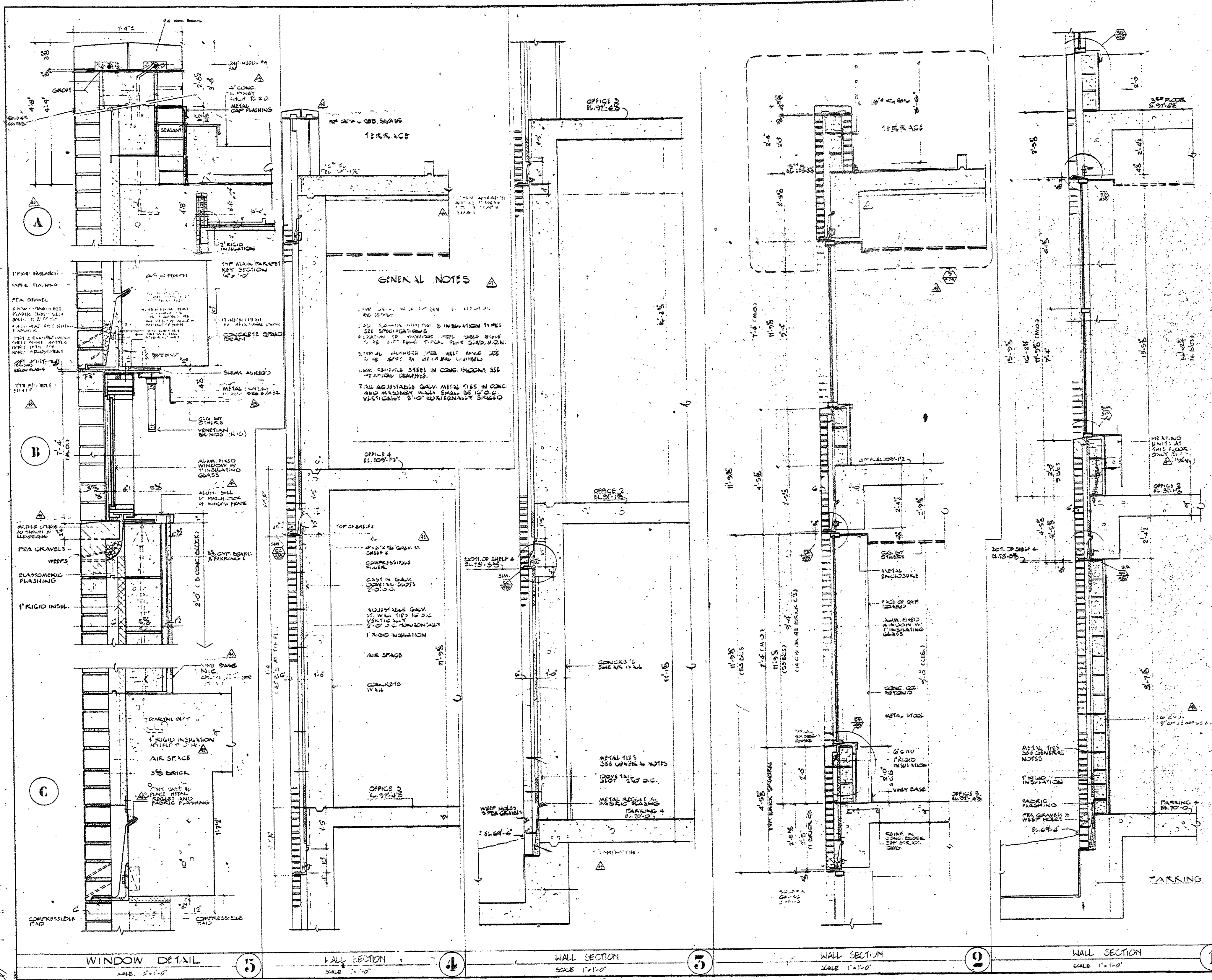
**STRUCTURAL**  
LEV ZETLIN ASSOCIATES  
640 Avenue of the Americas  
New York, N.Y. 10021  
212-741-1300

**LANDSCAPE**  
CR 3 Inc.  
571 Hopperdown Street  
Stamford, CT 06907  
203-658-1988



| NO. | REVISION             | DATE     |
|-----|----------------------|----------|
| 1   | ISSUED FOR PERMITS   | 11-10-83 |
| 2   | REVISED PER COMMENTS | 12-15-83 |
| 3   | REVISED PER COMMENTS | 1-15-84  |
| 4   | REVISED PER COMMENTS | 2-15-84  |
| 5   | REVISED PER COMMENTS | 3-15-84  |
| 6   | REVISED PER COMMENTS | 4-15-84  |
| 7   | REVISED PER COMMENTS | 5-15-84  |
| 8   | REVISED PER COMMENTS | 6-15-84  |
| 9   | REVISED PER COMMENTS | 7-15-84  |
| 10  | REVISED PER COMMENTS | 8-15-84  |
| 11  | REVISED PER COMMENTS | 9-15-84  |
| 12  | REVISED PER COMMENTS | 10-15-84 |
| 13  | REVISED PER COMMENTS | 11-15-84 |
| 14  | REVISED PER COMMENTS | 12-15-84 |
| 15  | REVISED PER COMMENTS | 1-15-85  |
| 16  | REVISED PER COMMENTS | 2-15-85  |
| 17  | REVISED PER COMMENTS | 3-15-85  |
| 18  | REVISED PER COMMENTS | 4-15-85  |
| 19  | REVISED PER COMMENTS | 5-15-85  |
| 20  | REVISED PER COMMENTS | 6-15-85  |
| 21  | REVISED PER COMMENTS | 7-15-85  |
| 22  | REVISED PER COMMENTS | 8-15-85  |
| 23  | REVISED PER COMMENTS | 9-15-85  |
| 24  | REVISED PER COMMENTS | 10-15-85 |
| 25  | REVISED PER COMMENTS | 11-15-85 |
| 26  | REVISED PER COMMENTS | 12-15-85 |
| 27  | REVISED PER COMMENTS | 1-15-86  |
| 28  | REVISED PER COMMENTS | 2-15-86  |
| 29  | REVISED PER COMMENTS | 3-15-86  |
| 30  | REVISED PER COMMENTS | 4-15-86  |
| 31  | REVISED PER COMMENTS | 5-15-86  |
| 32  | REVISED PER COMMENTS | 6-15-86  |
| 33  | REVISED PER COMMENTS | 7-15-86  |
| 34  | REVISED PER COMMENTS | 8-15-86  |
| 35  | REVISED PER COMMENTS | 9-15-86  |
| 36  | REVISED PER COMMENTS | 10-15-86 |
| 37  | REVISED PER COMMENTS | 11-15-86 |
| 38  | REVISED PER COMMENTS | 12-15-86 |
| 39  | REVISED PER COMMENTS | 1-15-87  |
| 40  | REVISED PER COMMENTS | 2-15-87  |
| 41  | REVISED PER COMMENTS | 3-15-87  |
| 42  | REVISED PER COMMENTS | 4-15-87  |
| 43  | REVISED PER COMMENTS | 5-15-87  |
| 44  | REVISED PER COMMENTS | 6-15-87  |
| 45  | REVISED PER COMMENTS | 7-15-87  |
| 46  | REVISED PER COMMENTS | 8-15-87  |
| 47  | REVISED PER COMMENTS | 9-15-87  |
| 48  | REVISED PER COMMENTS | 10-15-87 |
| 49  | REVISED PER COMMENTS | 11-15-87 |
| 50  | REVISED PER COMMENTS | 12-15-87 |
| 51  | REVISED PER COMMENTS | 1-15-88  |
| 52  | REVISED PER COMMENTS | 2-15-88  |
| 53  | REVISED PER COMMENTS | 3-15-88  |
| 54  | REVISED PER COMMENTS | 4-15-88  |
| 55  | REVISED PER COMMENTS | 5-15-88  |
| 56  | REVISED PER COMMENTS | 6-15-88  |
| 57  | REVISED PER COMMENTS | 7-15-88  |
| 58  | REVISED PER COMMENTS | 8-15-88  |
| 59  | REVISED PER COMMENTS | 9-15-88  |
| 60  | REVISED PER COMMENTS | 10-15-88 |
| 61  | REVISED PER COMMENTS | 11-15-88 |
| 62  | REVISED PER COMMENTS | 12-15-88 |
| 63  | REVISED PER COMMENTS | 1-15-89  |
| 64  | REVISED PER COMMENTS | 2-15-89  |
| 65  | REVISED PER COMMENTS | 3-15-89  |
| 66  | REVISED PER COMMENTS | 4-15-89  |
| 67  | REVISED PER COMMENTS | 5-15-89  |
| 68  | REVISED PER COMMENTS | 6-15-89  |
| 69  | REVISED PER COMMENTS | 7-15-89  |
| 70  | REVISED PER COMMENTS | 8-15-89  |
| 71  | REVISED PER COMMENTS | 9-15-89  |
| 72  | REVISED PER COMMENTS | 10-15-89 |
| 73  | REVISED PER COMMENTS | 11-15-89 |
| 74  | REVISED PER COMMENTS | 12-15-89 |
| 75  | REVISED PER COMMENTS | 1-15-90  |
| 76  | REVISED PER COMMENTS | 2-15-90  |
| 77  | REVISED PER COMMENTS | 3-15-90  |
| 78  | REVISED PER COMMENTS | 4-15-90  |
| 79  | REVISED PER COMMENTS | 5-15-90  |
| 80  | REVISED PER COMMENTS | 6-15-90  |
| 81  | REVISED PER COMMENTS | 7-15-90  |
| 82  | REVISED PER COMMENTS | 8-15-90  |
| 83  | REVISED PER COMMENTS | 9-15-90  |
| 84  | REVISED PER COMMENTS | 10-15-90 |
| 85  | REVISED PER COMMENTS | 11-15-90 |
| 86  | REVISED PER COMMENTS | 12-15-90 |
| 87  | REVISED PER COMMENTS | 1-15-91  |
| 88  | REVISED PER COMMENTS | 2-15-91  |
| 89  | REVISED PER COMMENTS | 3-15-91  |
| 90  | REVISED PER COMMENTS | 4-15-91  |
| 91  | REVISED PER COMMENTS | 5-15-91  |
| 92  | REVISED PER COMMENTS | 6-15-91  |
| 93  | REVISED PER COMMENTS | 7-15-91  |
| 94  | REVISED PER COMMENTS | 8-15-91  |
| 95  | REVISED PER COMMENTS | 9-15-91  |
| 96  | REVISED PER COMMENTS | 10-15-91 |
| 97  | REVISED PER COMMENTS | 11-15-91 |
| 98  | REVISED PER COMMENTS | 12-15-91 |
| 99  | REVISED PER COMMENTS | 1-15-92  |
| 100 | REVISED PER COMMENTS | 2-15-92  |
| 101 | REVISED PER COMMENTS | 3-15-92  |
| 102 | REVISED PER COMMENTS | 4-15-92  |
| 103 | REVISED PER COMMENTS | 5-15-92  |
| 104 | REVISED PER COMMENTS | 6-15-92  |
| 105 | REVISED PER COMMENTS | 7-15-92  |
| 106 | REVISED PER COMMENTS | 8-15-92  |
| 107 | REVISED PER COMMENTS | 9-15-92  |
| 108 | REVISED PER COMMENTS | 10-15-92 |
| 109 | REVISED PER COMMENTS | 11-15-92 |
| 110 | REVISED PER COMMENTS | 12-15-92 |
| 111 | REVISED PER COMMENTS | 1-15-93  |
| 112 | REVISED PER COMMENTS | 2-15-93  |
| 113 | REVISED PER COMMENTS | 3-15-93  |
| 114 | REVISED PER COMMENTS | 4-15-93  |
| 115 | REVISED PER COMMENTS | 5-15-93  |
| 116 | REVISED PER COMMENTS | 6-15-93  |
| 117 | REVISED PER COMMENTS | 7-15-93  |
| 118 | REVISED PER COMMENTS | 8-15-93  |
| 119 | REVISED PER COMMENTS | 9-15-93  |
| 120 | REVISED PER COMMENTS | 10-15-93 |
| 121 | REVISED PER COMMENTS | 11-15-93 |
| 122 | REVISED PER COMMENTS | 12-15-93 |
| 123 | REVISED PER COMMENTS | 1-15-94  |
| 124 | REVISED PER COMMENTS | 2-15-94  |
| 125 | REVISED PER COMMENTS | 3-15-94  |
| 126 | REVISED PER COMMENTS | 4-15-94  |
| 127 | REVISED PER COMMENTS | 5-15-94  |
| 128 | REVISED PER COMMENTS | 6-15-94  |
| 129 | REVISED PER COMMENTS | 7-15-94  |
| 130 | REVISED PER COMMENTS | 8-15-94  |
| 131 | REVISED PER COMMENTS | 9-15-94  |
| 132 | REVISED PER COMMENTS | 10-15-94 |
| 133 | REVISED PER COMMENTS | 11-15-94 |
| 134 | REVISED PER COMMENTS | 12-15-94 |
| 135 | REVISED PER COMMENTS | 1-15-95  |
| 136 | REVISED PER COMMENTS | 2-15-95  |
| 137 | REVISED PER COMMENTS | 3-15-95  |
| 138 | REVISED PER COMMENTS | 4-15-95  |
| 139 | REVISED PER COMMENTS | 5-15-95  |
| 140 | REVISED PER COMMENTS | 6-15-95  |
| 141 | REVISED PER COMMENTS | 7-15-95  |
| 142 | REVISED PER COMMENTS | 8-15-95  |
| 143 | REVISED PER COMMENTS | 9-15-95  |
| 144 | REVISED PER COMMENTS | 10-15-95 |
| 145 | REVISED PER COMMENTS | 11-15-95 |
| 146 | REVISED PER COMMENTS | 12-15-95 |
| 147 | REVISED PER COMMENTS | 1-15-96  |
| 148 | REVISED PER COMMENTS | 2-15-96  |
| 149 | REVISED PER COMMENTS | 3-15-96  |
| 150 | REVISED PER COMMENTS | 4-15-96  |
| 151 | REVISED PER COMMENTS | 5-15-96  |
| 152 | REVISED PER COMMENTS | 6-15-96  |
| 153 | REVISED PER COMMENTS | 7-15-96  |
| 154 | REVISED PER COMMENTS | 8-15-96  |
| 155 | REVISED PER COMMENTS | 9-15-96  |
| 156 | REVISED PER COMMENTS | 10-15-96 |
| 157 | REVISED PER COMMENTS | 11-15-96 |
| 158 | REVISED PER COMMENTS | 12-15-96 |
| 159 | REVISED PER COMMENTS | 1-15-97  |
| 160 | REVISED PER COMMENTS | 2-15-97  |
| 161 | REVISED PER COMMENTS | 3-15-97  |
| 162 | REVISED PER COMMENTS | 4-15-97  |
| 163 | REVISED PER COMMENTS | 5-15-97  |
| 164 | REVISED PER COMMENTS | 6-15-97  |
| 165 | REVISED PER COMMENTS | 7-15-97  |
| 166 | REVISED PER COMMENTS | 8-15-97  |
| 167 | REVISED PER COMMENTS | 9-15-97  |
| 168 | REVISED PER COMMENTS | 10-15-97 |
| 169 | REVISED PER COMMENTS | 11-15-97 |
| 170 | REVISED PER COMMENTS | 12-15-97 |
| 171 | REVISED PER COMMENTS | 1-15-98  |
| 172 | REVISED PER COMMENTS | 2-15-98  |
| 173 | REVISED PER COMMENTS | 3-15-98  |
| 174 | REVISED PER COMMENTS | 4-15-98  |
| 175 | REVISED PER COMMENTS | 5-15-98  |
| 176 | REVISED PER COMMENTS | 6-15-98  |
| 177 | REVISED PER COMMENTS | 7-15-98  |
| 178 | REVISED PER COMMENTS | 8-15-98  |
| 179 | REVISED PER COMMENTS | 9-15-98  |
| 180 | REVISED PER COMMENTS | 10-15-98 |
| 181 | REVISED PER COMMENTS | 11-15-98 |
| 182 | REVISED PER COMMENTS | 12-15-98 |
| 183 | REVISED PER COMMENTS | 1-15-99  |
| 184 | REVISED PER COMMENTS | 2-15-99  |
| 185 | REVISED PER COMMENTS | 3-15-99  |
| 186 | REVISED PER COMMENTS | 4-15-99  |
| 187 | REVISED PER COMMENTS | 5-15-99  |
| 188 | REVISED PER COMMENTS | 6-15-99  |
| 189 | REVISED PER COMMENTS | 7-15-99  |
| 190 | REVISED PER COMMENTS | 8-15-99  |
| 191 | REVISED PER COMMENTS | 9-15-99  |
| 192 | REVISED PER COMMENTS | 10-15-99 |
| 193 | REVISED PER COMMENTS | 11-15-99 |
| 194 | REVISED PER COMMENTS | 12-15-99 |
| 195 | REVISED PER COMMENTS | 1-15-00  |
| 196 | REVISED PER COMMENTS | 2-15-00  |
| 197 | REVISED PER COMMENTS | 3-15-00  |
| 198 | REVISED PER COMMENTS | 4-15-00  |
| 199 | REVISED PER COMMENTS | 5-15-00  |
| 200 | REVISED PER COMMENTS | 6-15-00  |
| 201 | REVISED PER COMMENTS | 7-15-00  |
| 202 | REVISED PER COMMENTS | 8-15-00  |
| 203 | REVISED PER COMMENTS | 9-15-00  |
| 204 | REVISED PER COMMENTS | 10-15-00 |
| 205 | REVISED PER COMMENTS | 11-15-00 |
| 206 | REVISED PER COMMENTS | 12-15-00 |
| 207 | REVISED PER COMMENTS | 1-15-01  |
| 208 | REVISED PER COMMENTS | 2-15-01  |
| 209 | REVISED PER COMMENTS | 3-15-01  |
| 210 | REVISED PER COMMENTS | 4-15-01  |
| 211 | REVISED PER COMMENTS | 5-15-01  |
| 212 | REVISED PER COMMENTS | 6-15-01  |
| 213 | REVISED PER COMMENTS | 7-15-01  |
| 214 | REVISED PER COMMENTS | 8-15-01  |
| 215 | REVISED PER COMMENTS | 9-15-01  |
| 216 | REVISED PER COMMENTS | 10-15-01 |
| 217 | REVISED PER COMMENTS | 11-15-01 |
| 218 | REVISED PER COMMENTS | 12-15-01 |
| 219 | REVISED PER COMMENTS | 1-15-02  |
| 220 | REVISED PER COMMENTS | 2-15-02  |
| 221 | REVISED PER COMMENTS | 3-15-02  |
| 222 | REVISED PER COMMENTS | 4-15-02  |
| 223 | REVISED PER COMMENTS | 5-15-02  |
| 224 | REVISED PER COMMENTS | 6-15-02  |
| 225 | REVISED PER COMMENTS | 7-15-02  |
| 226 | REVISED PER COMMENTS | 8-15-02  |
| 227 | REVISED PER COMMENTS | 9-15-02  |
| 228 | REVISED PER COMMENTS | 10-15-02 |
| 229 | REVISED PER COMMENTS | 11-15-02 |
| 230 | REVISED PER COMMENTS | 12-15-02 |
| 231 | REVISED PER COMMENTS | 1-15-03  |
| 232 | REVISED PER COMMENTS | 2-15-03  |
| 233 | REVISED PER COMMENTS | 3-15-03  |
| 234 | REVISED PER COMMENTS | 4-15-03  |
| 235 | REVISED PER COMMENTS | 5-15-03  |
| 236 | REVISED PER COMMENTS | 6-15-03  |
| 237 | REVISED PER COMMENTS | 7-15-03  |
| 238 | REVISED PER COMMENTS | 8-15-03  |
| 239 | REVISED PER COMMENTS | 9-15-03  |
| 240 | REVISED PER COMMENTS | 10-15-03 |
| 241 | REVISED PER COMMENTS | 11-15-03 |
| 242 | REVISED PER COMMENTS | 12-15-03 |
| 243 | REVISED PER COMMENTS | 1-15-04  |
| 244 | REVISED PER COMMENTS | 2-15-04  |
| 245 | REVISED PER COMMENTS | 3-15-04  |
| 246 | REVISED PER COMMENTS | 4-15-04  |
| 247 | REVISED PER COMMENTS | 5-15-04  |
| 248 | REVISED PER COMMENTS | 6-15-04  |
| 249 | REVISED PER COMMENTS | 7-15-04  |
| 250 | REVISED PER COMMENTS | 8-15-04  |
| 251 | REVISED PER COMMENTS | 9-15-04  |
| 252 | REVISED PER COMMENTS | 10-15-04 |
| 253 | REVISED PER COMMENTS | 11-15-04 |
| 254 | REVISED PER COMMENTS | 12-15-04 |
| 255 | REVISED PER COMMENTS | 1-15-05  |
| 256 | REVISED PER COMMENTS | 2-15-05  |
| 257 | REVISED PER COMMENTS | 3-15-05  |
| 258 | REVISED PER COMMENTS | 4-15-05  |
| 259 | REVISED PER COMMENTS | 5-15-05  |
| 260 | REVISED PER COMMENTS | 6-15-05  |
| 261 | REVISED PER COMMENTS | 7-15-05  |
| 262 | REVISED PER COMMENTS | 8-15-05  |
| 263 | REVISED PER COMMENTS | 9-15-05  |
| 264 | REVISED PER COMMENTS | 10-15-05 |
| 265 | REVISED PER COMMENTS | 11-15-05 |
| 266 | REVISED PER COMMENTS | 12-15-05 |
| 267 | REVISED PER COMMENTS | 1-15-06  |
| 268 | REVISED PER COMMENTS | 2-15-06  |
| 269 | REVISED PER COMMENTS | 3-15-06  |
| 270 | REVISED PER COMMENTS | 4-15-06  |
| 271 | REVISED PER COMMENTS | 5-15-06  |
| 272 | REVISED PER COMMENTS | 6-15-06  |
| 273 | REVISED PER COMMENTS | 7-15-06  |
| 274 | REVISED PER COMMENTS | 8-15-06  |
| 275 | REVISED PER COMMENTS | 9-15-06  |
| 276 | REVISED PER COMMENTS | 10-15-06 |
| 277 | REVISED PER COMMENTS | 11-15-06 |
| 278 | REVISED PER COMMENTS | 12-15-06 |
| 279 | REVISED PER COMMENTS | 1-15-07  |
| 280 | REVISED PER COMMENTS | 2-15-07  |
| 281 | REVISED PER COMMENTS | 3-15-07  |
| 282 | REVISED PER COMMENTS | 4-15-07  |
| 283 | REVISED PER COMMENTS | 5-15-07  |
| 284 | REVISED PER COMMENTS | 6-15-07  |
| 285 | REVISED PER COMMENTS | 7-15-07  |
| 286 | REVISED PER COMMENTS | 8-15-07  |
| 287 | REVISED PER COMMENTS | 9-15-07  |
| 288 | REVISED PER COMMENTS | 10-15-07 |
| 289 | REVISED PER COMMENTS | 11-15-07 |
| 290 | REVISED PER COMMENTS | 12-15-07 |
| 291 | REVISED PER COMMENTS | 1-15-08  |
| 292 | REVISED PER COMMENTS | 2-15-08  |
| 293 | REVISED PER COMMENTS | 3-15-    |





**GENERAL NOTES**

1. SEE GENERAL NOTES ON DRAWING FOR MATERIALS AND DETAILS.  
2. ALL EXISTING MATERIALS & INSULATION TYPES SEE SPECIFICATIONS.  
3. ALL NEW MATERIALS SHALL BE AS SHOWN UNLESS OTHERWISE NOTED.  
4. ALL NEW MATERIALS SHALL BE AS SHOWN UNLESS OTHERWISE NOTED.  
5. ALL ADJUSTABLE GALV. METAL TIES IN CONG. AND MASONRY WALLS SHALL BE 1/2\"/>

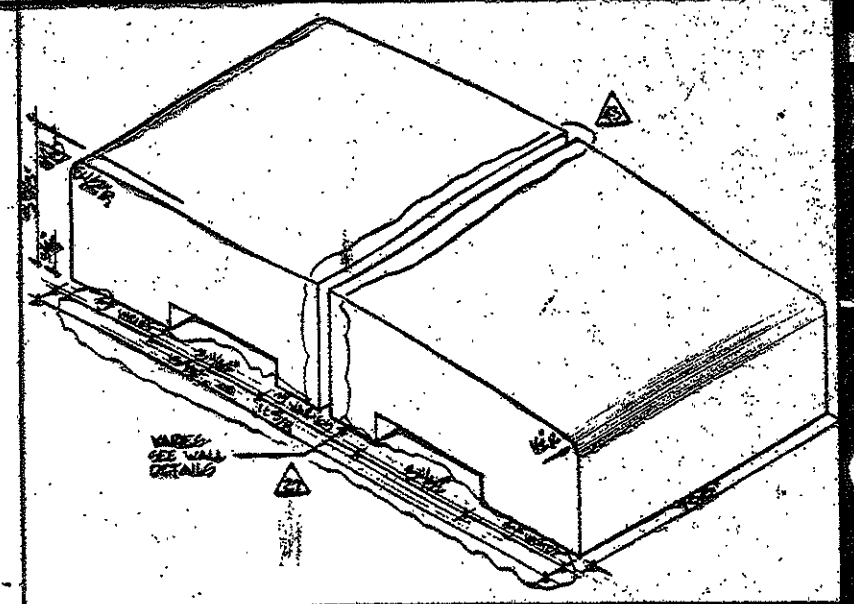
| DATE | NO. | REVISIONS | BY |
|------|-----|-----------|----|
|      |     |           |    |
|      |     |           |    |

TYPICAL EXTERIOR MASONRY WALL SECTIONS AND DETAILS

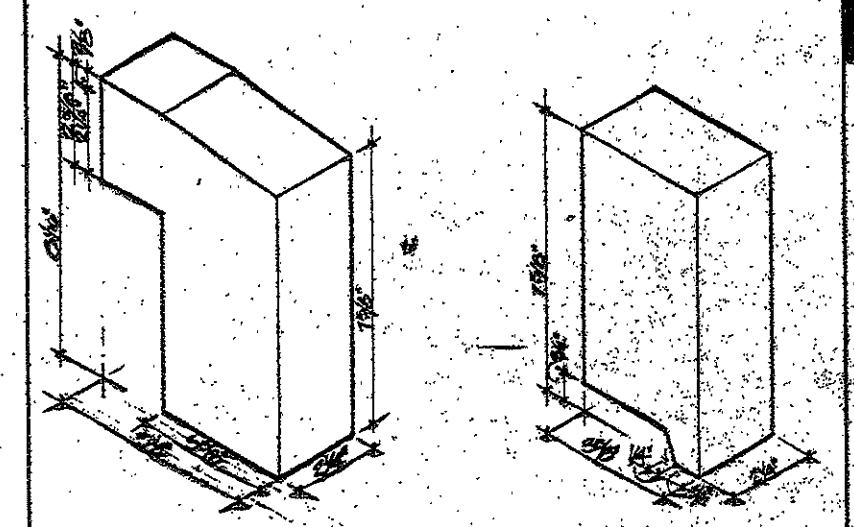
DRAWN: \_\_\_\_\_  
CHECKED: \_\_\_\_\_  
DATE: \_\_\_\_\_

SHEET NO. **A35**

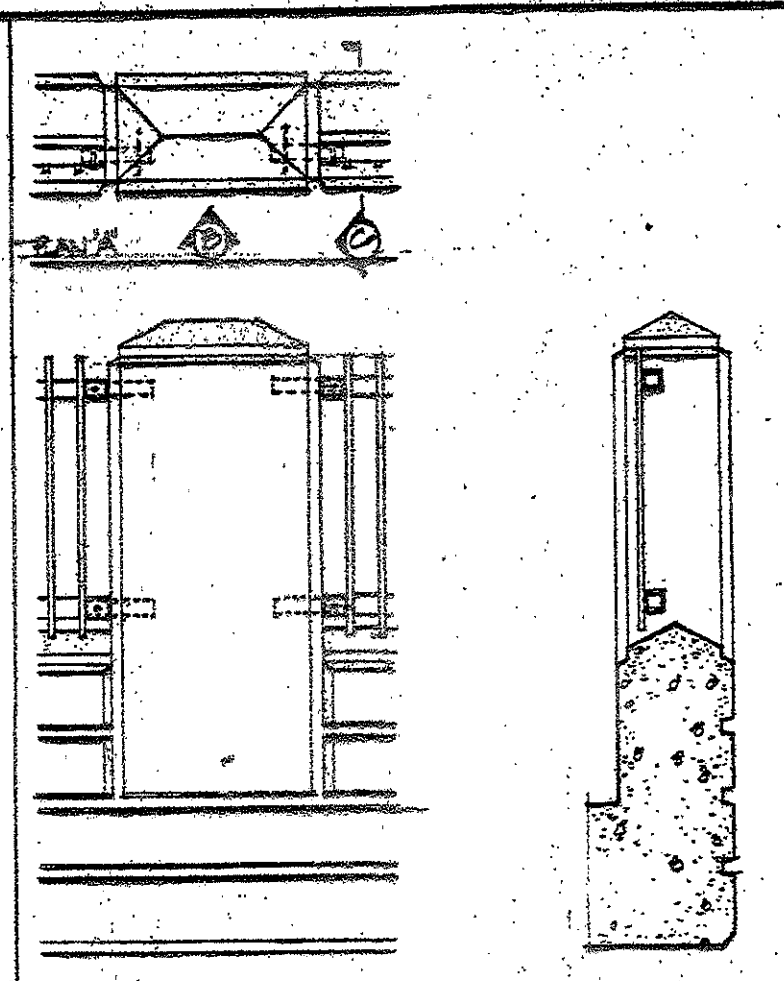




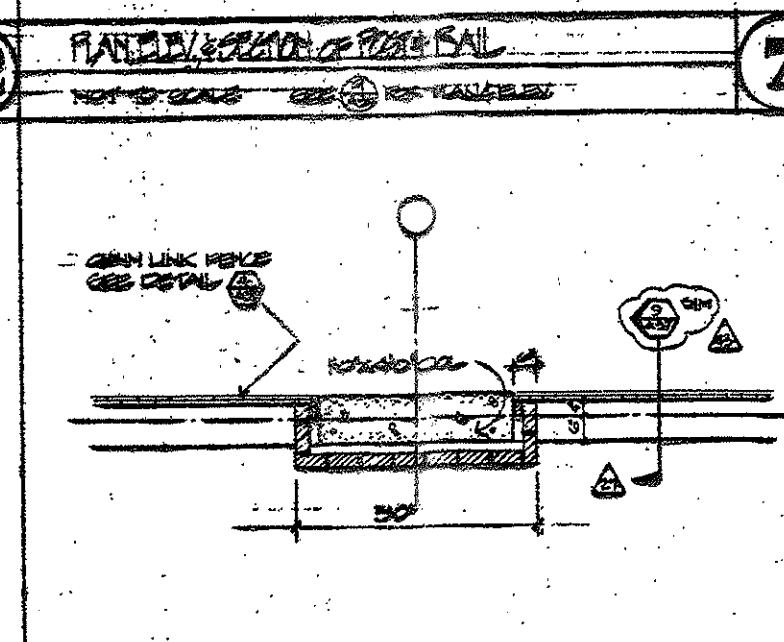
TYPICAL COPING BRICK  
SCALE: 3/4" = 1' SEE DETAIL 1600 (C11.9)



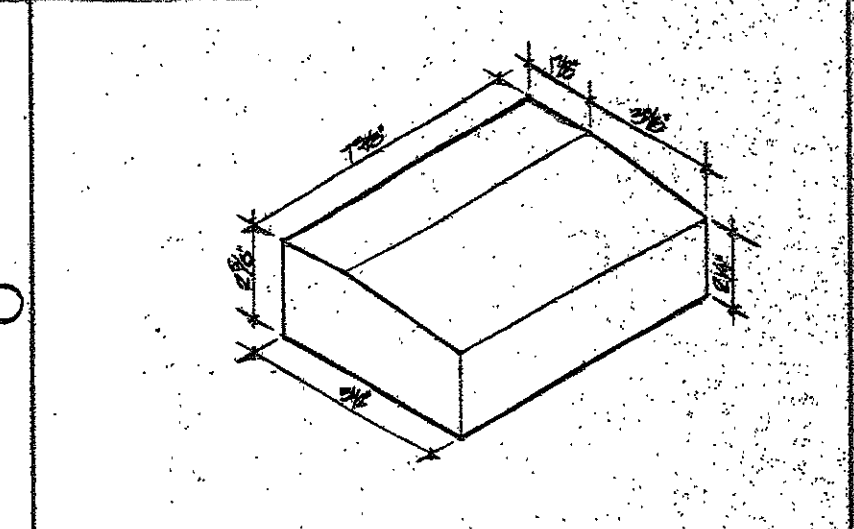
TYPICAL SILL & HEADER SOLDIER BRICKS  
SCALE: 3/4" = 1' SEE DETAIL 1600



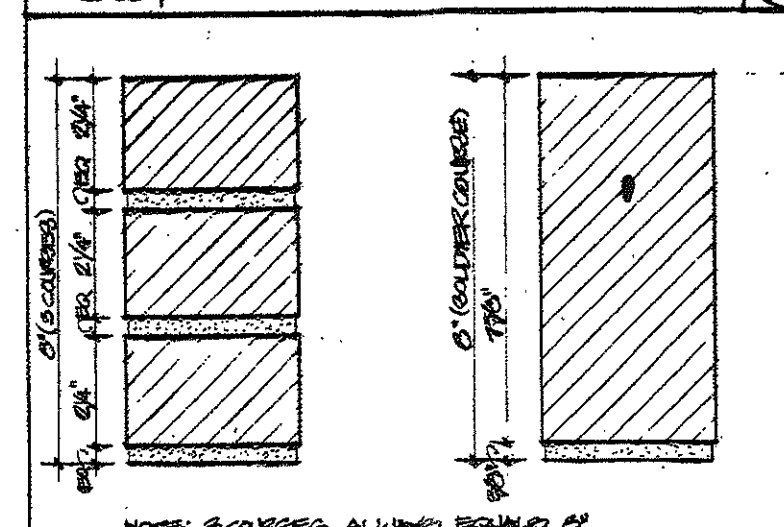
PANEL & SECTION OF BRICK PIER  
SCALE: 3/4" = 1' SEE DETAIL 1600



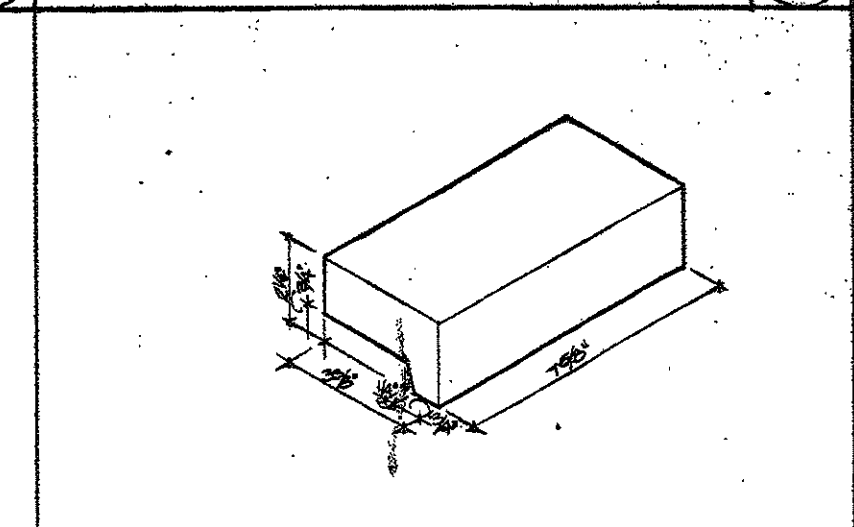
DETAILED PLAN OF BRICK PIER  
SCALE: 1/2" = 1' (C11.9)



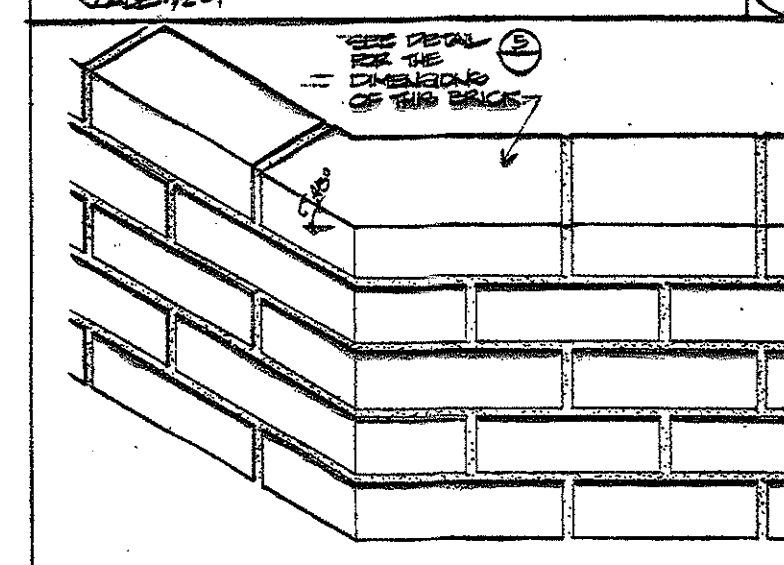
TYPICAL SILL BRICK  
SCALE: 3/4" = 1' SEE DETAIL 1600



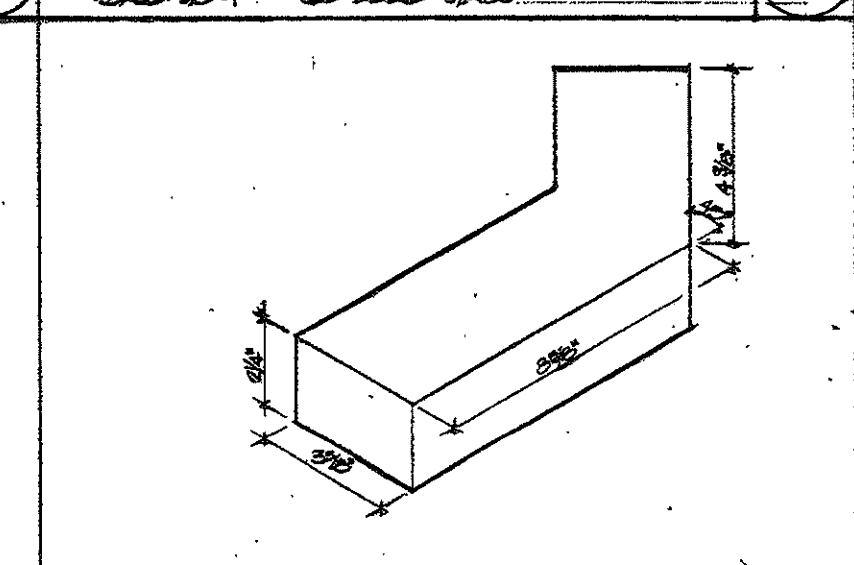
TYPICAL BRICK COURINGS  
SCALE: 1/2" = 1'



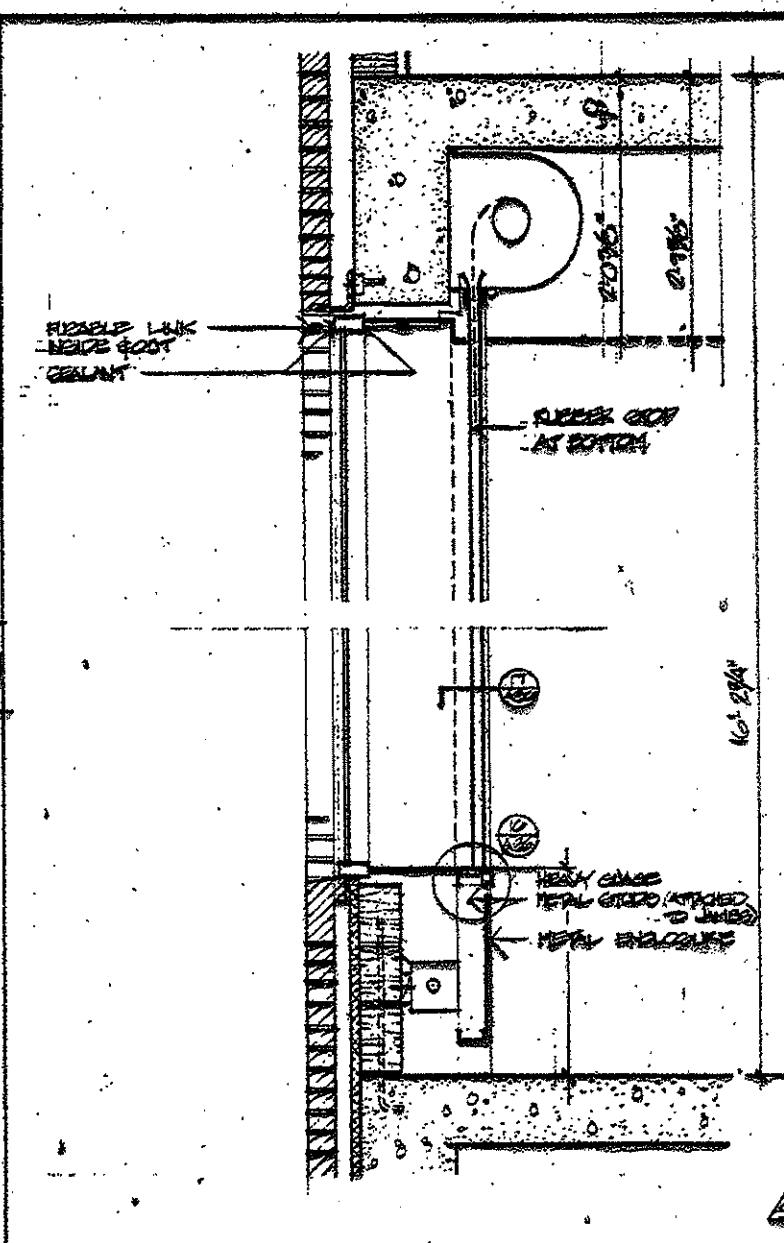
TYPICAL HEADER BRICK  
SCALE: 3/4" = 1' SEE DETAIL 1600



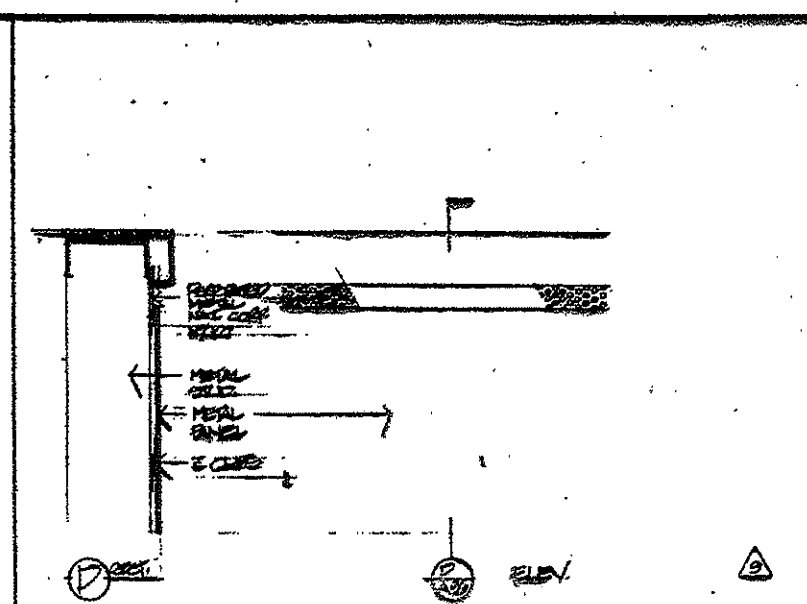
BRICK CORNER CONDITION  
SCALE: 3/4" = 1'



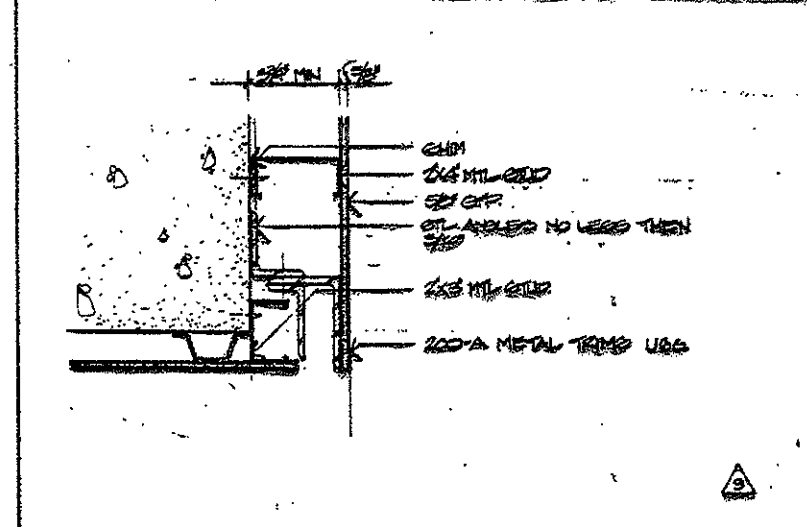
TYPICAL CORNER BRICK  
SCALE: 3/4" = 1'



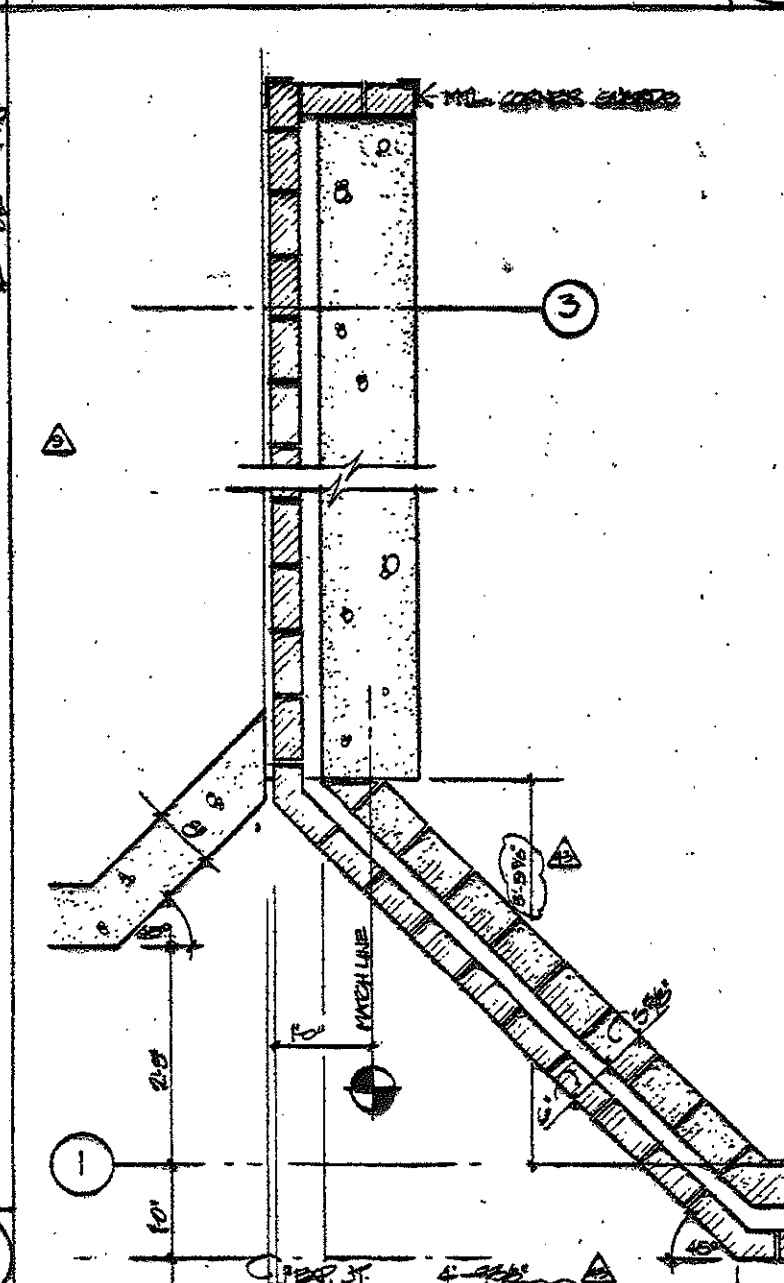
SECTION THROUGH FLEXIBLE LINK FIRE DOOR  
SCALE: 1/2" = 1'



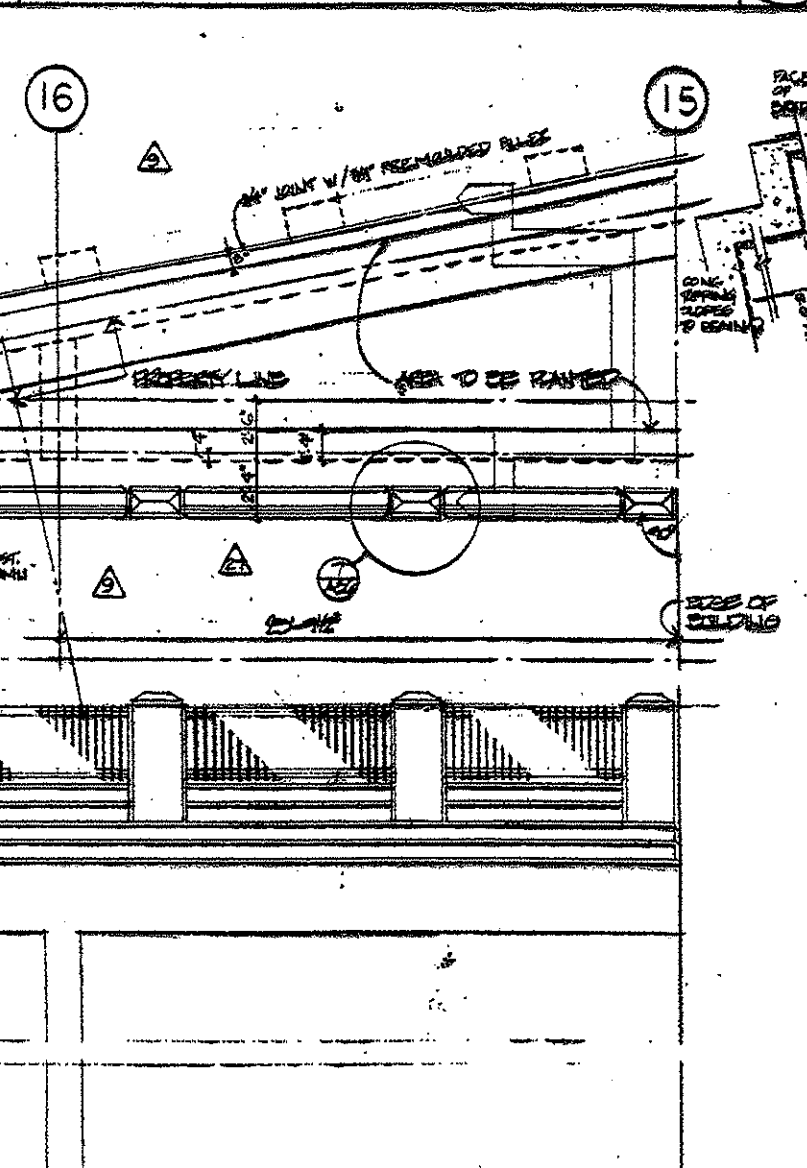
DETAIL OF WALL  
SCALE: 3/4" = 1'




JOINT DETAIL FOR FIRE DOOR  
SCALE: 1/2" = 1'



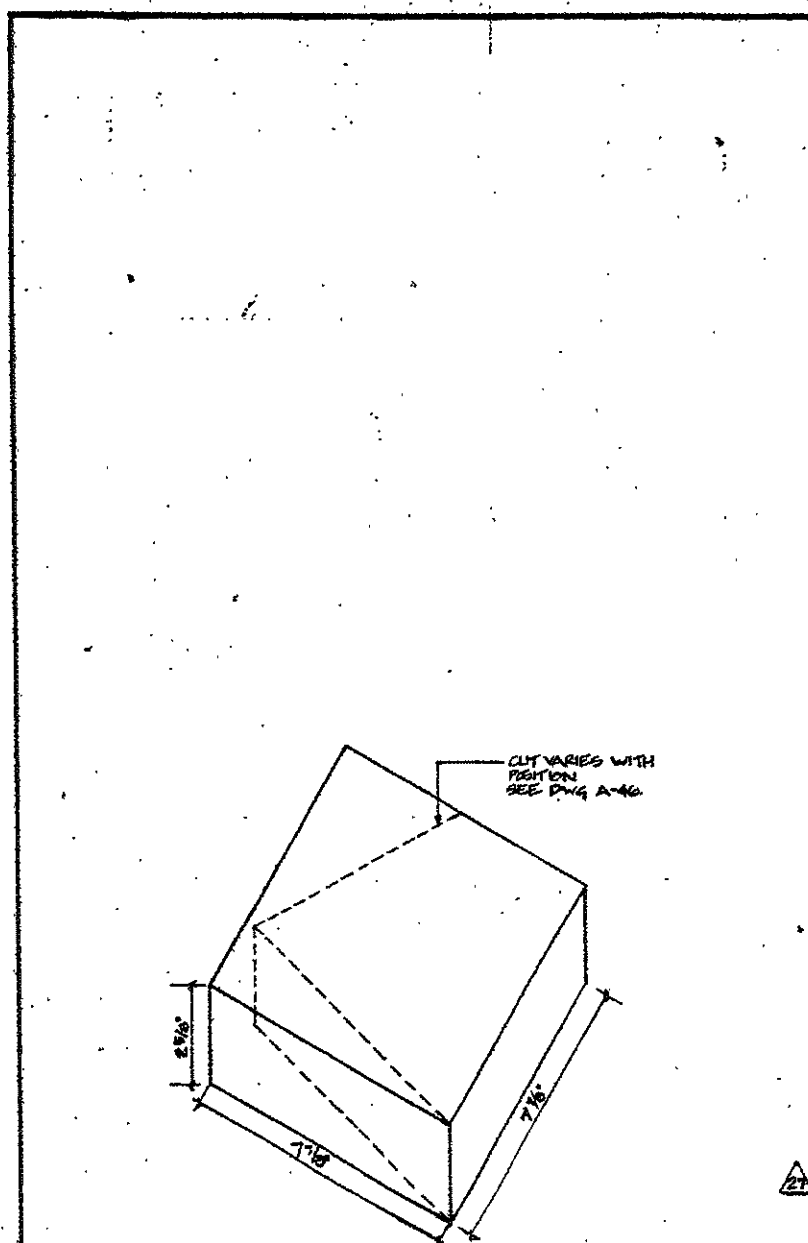
PLAN & ELEV. MATCH LINE  
SCALE: 1/2" = 1'



PLAN ELEVATION OF PLANTER AREA & BRIDGE  
SCALE: 1/4" = 1'



ELEVATION OF BRICK WALL W/ PARAPET JOINT  
SCALE: 1/2" = 1'



CORNER BRICK AT ENTRY STAIR  
SCALE: 3/4" = 1' (C27.5)

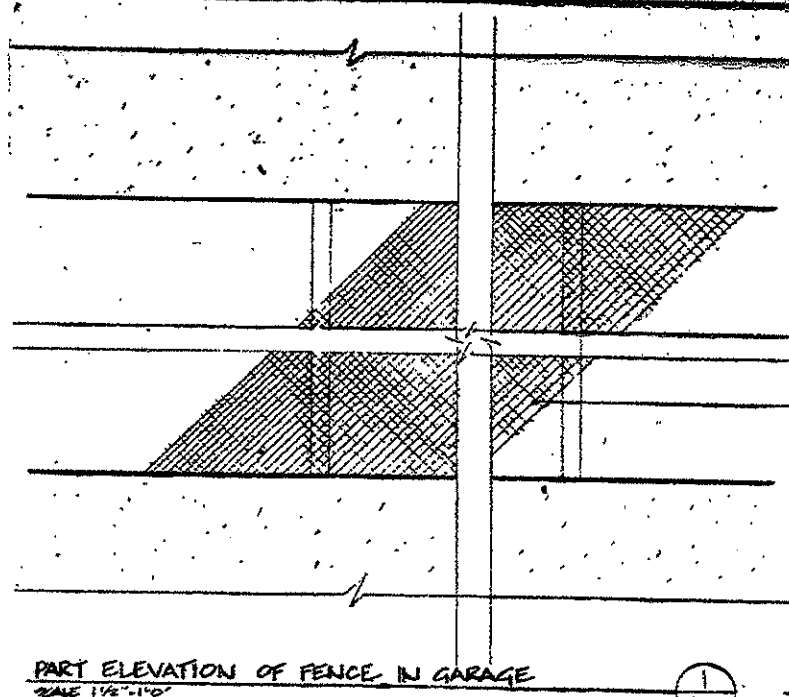
NOTES: 1. ALL DIMENSIONS UNLESS OTHERWISE SPECIFIED ARE IN FEET AND INCHES. 2. ALL DIMENSIONS ARE TO FACE UNLESS OTHERWISE SPECIFIED. 3. ALL DIMENSIONS ARE TO CENTERLINE UNLESS OTHERWISE SPECIFIED. 4. ALL DIMENSIONS ARE TO CENTERLINE UNLESS OTHERWISE SPECIFIED. 5. ALL DIMENSIONS ARE TO CENTERLINE UNLESS OTHERWISE SPECIFIED.

NOV 11 1985

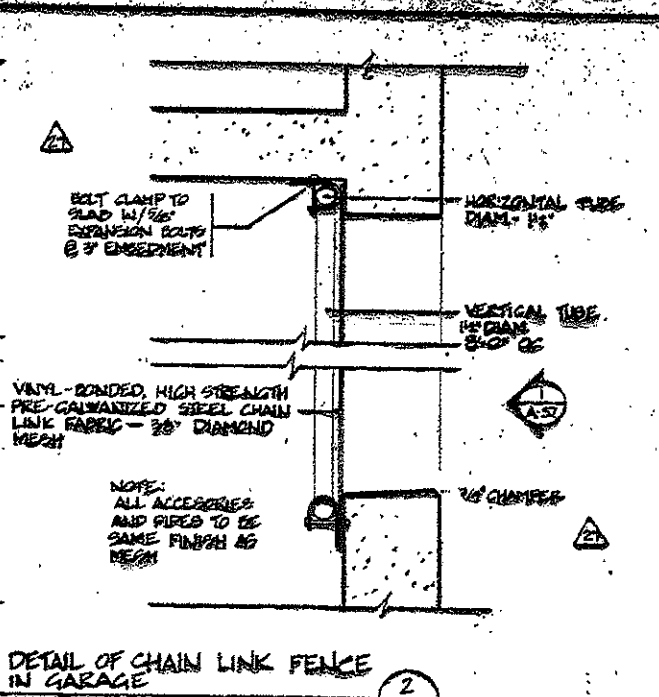
REVISIONS

BRICK DETAILS

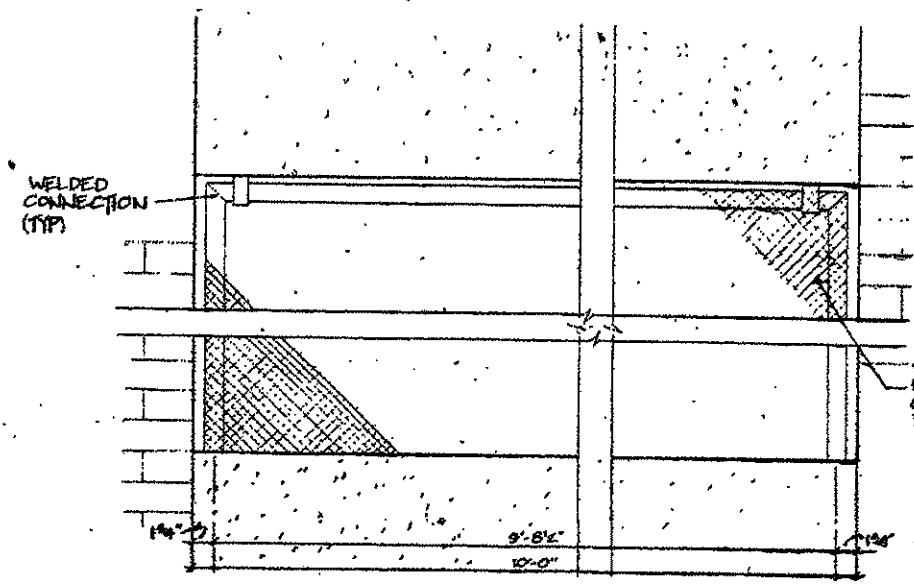




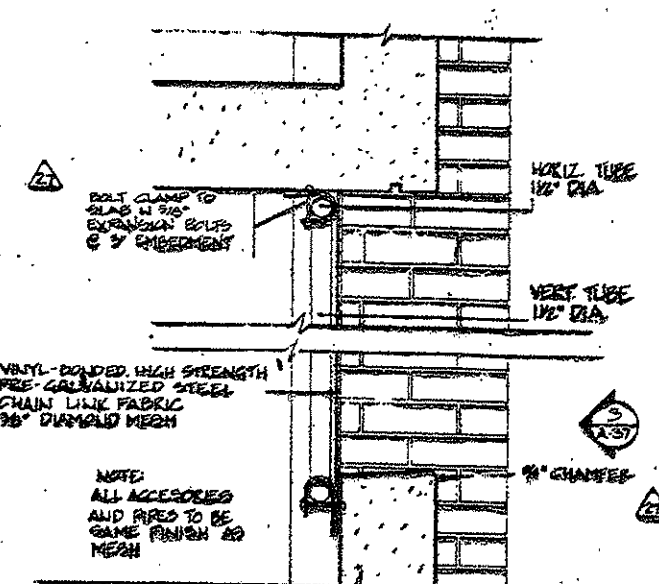
PART ELEVATION OF FENCE IN GARAGE  
SCALE 1/2" = 1'-0"



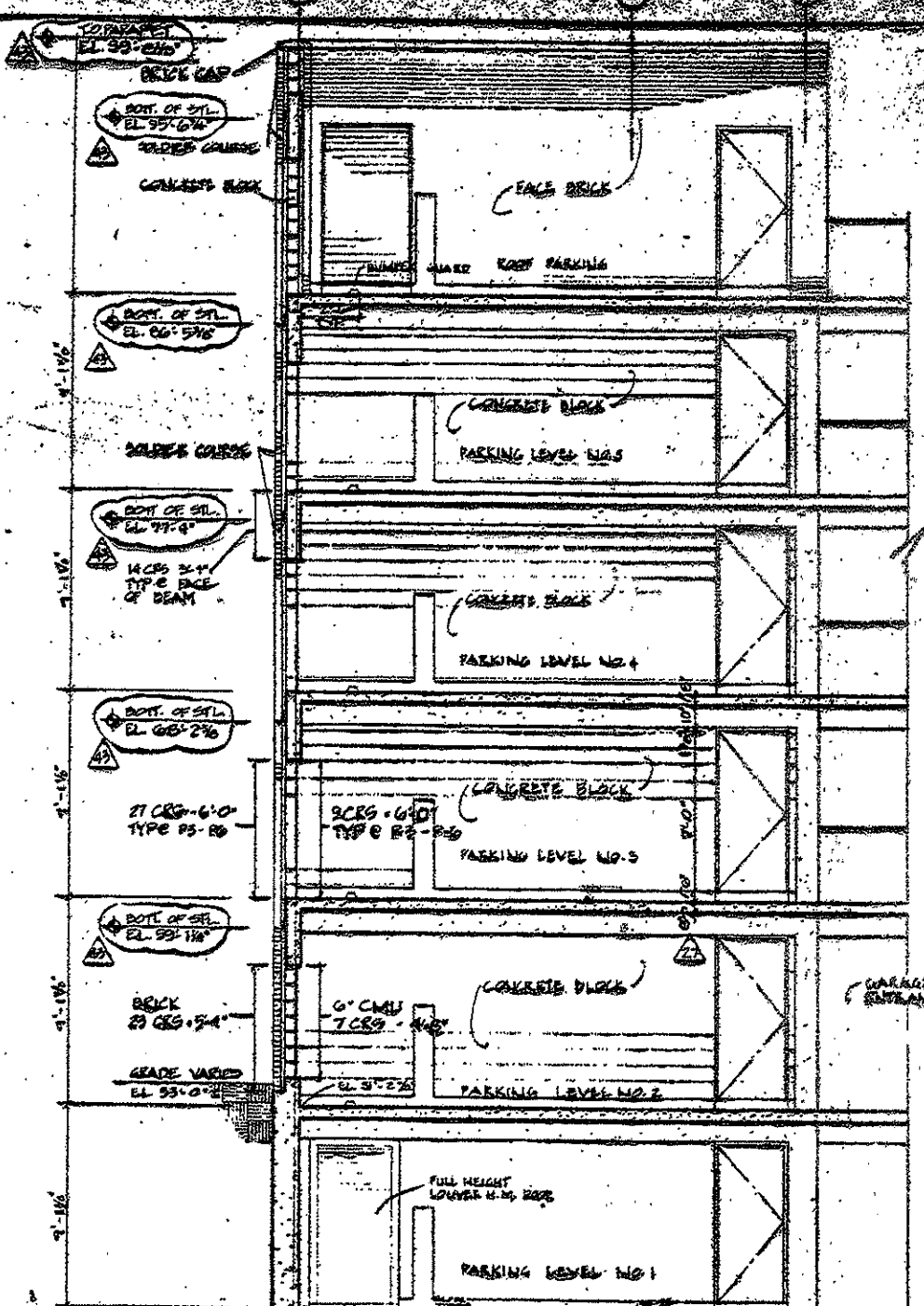
DETAIL OF CHAIN LINK FENCE IN GARAGE  
SCALE 1/2" = 1'-0"



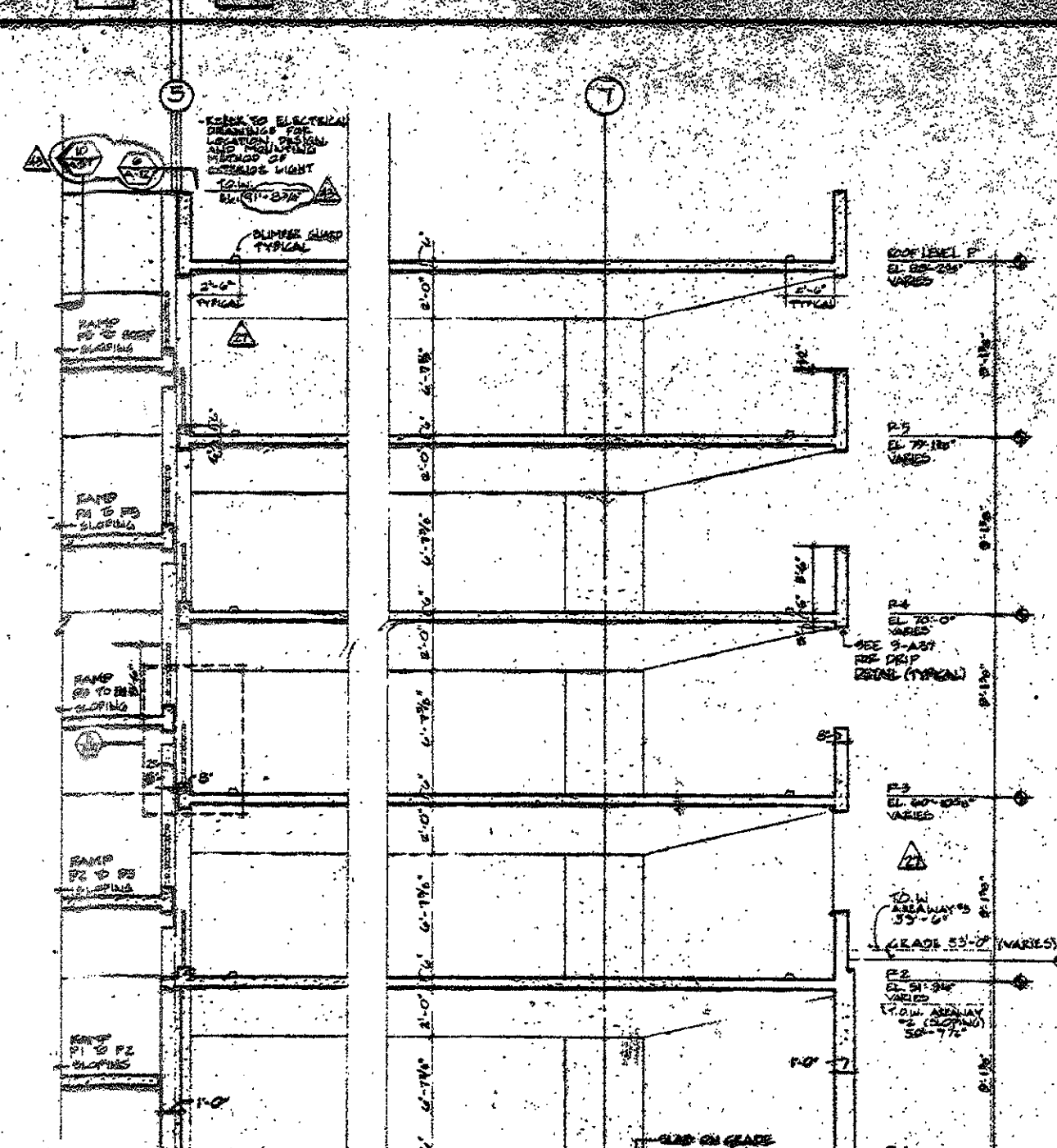
PART ELEVATION OF FENCE IN TOWER GARAGE  
SCALE 1/2" = 1'-0"



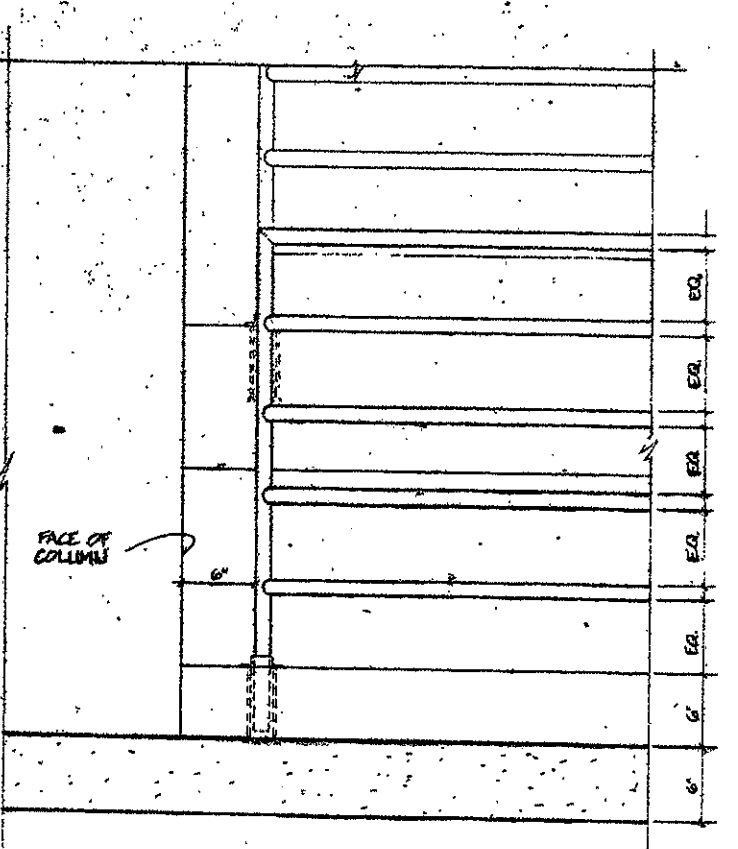
DETAIL OF CHAIN LINK FENCE IN TOWER GARAGE  
SCALE 1/2" = 1'-0"



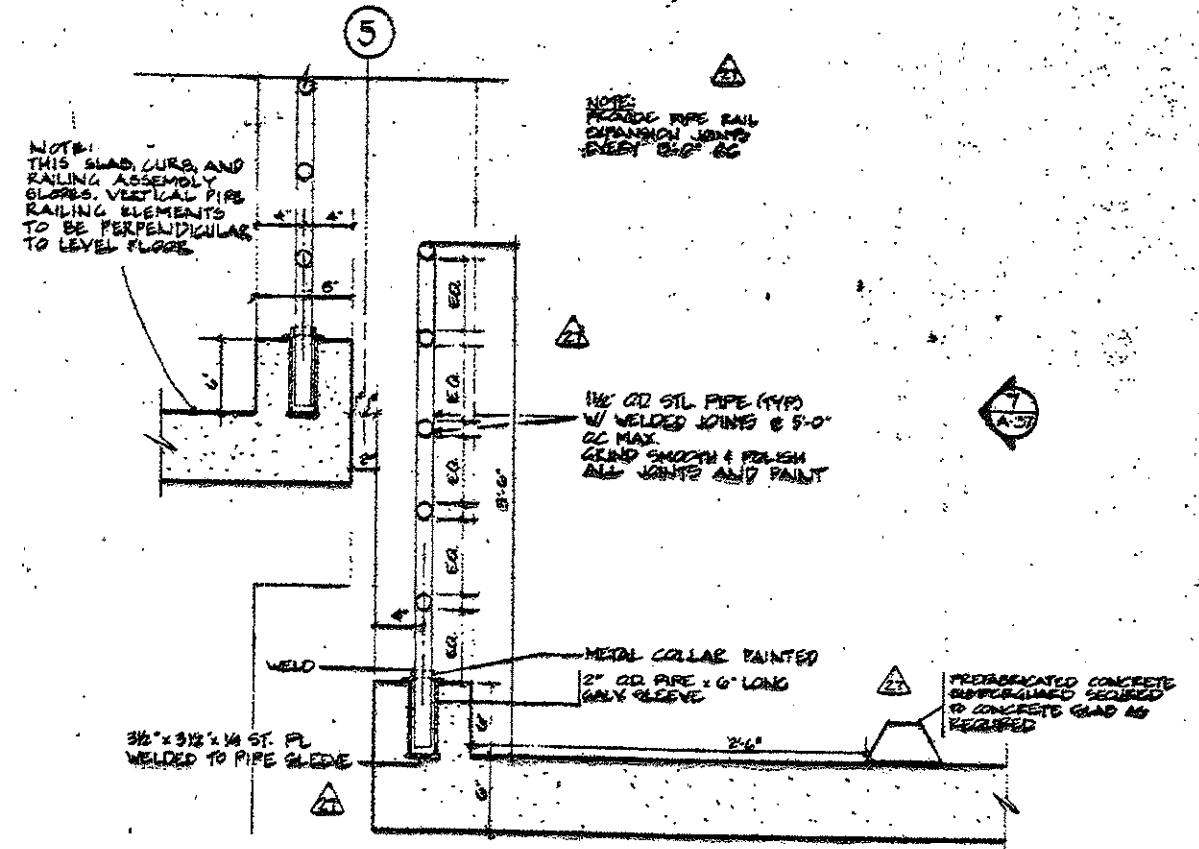
SECTION THRU GARAGE WALL W/ BRICK FACE  
(STAIR NO. 1 BEHIND WALL)  
SCALE 3/4" = 1'-0"



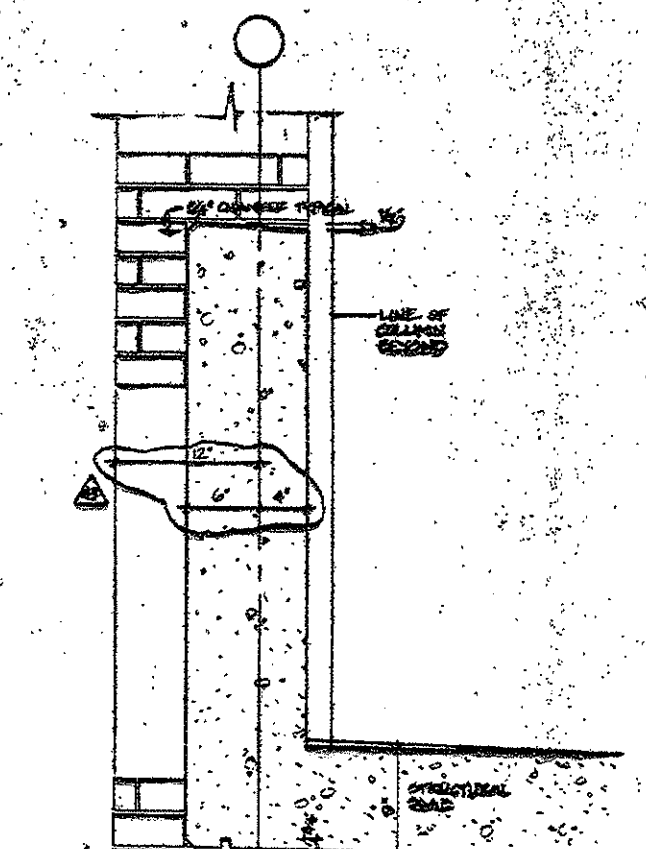
SECTION THRU GARAGE  
SCALE 3/4" = 1'-0"



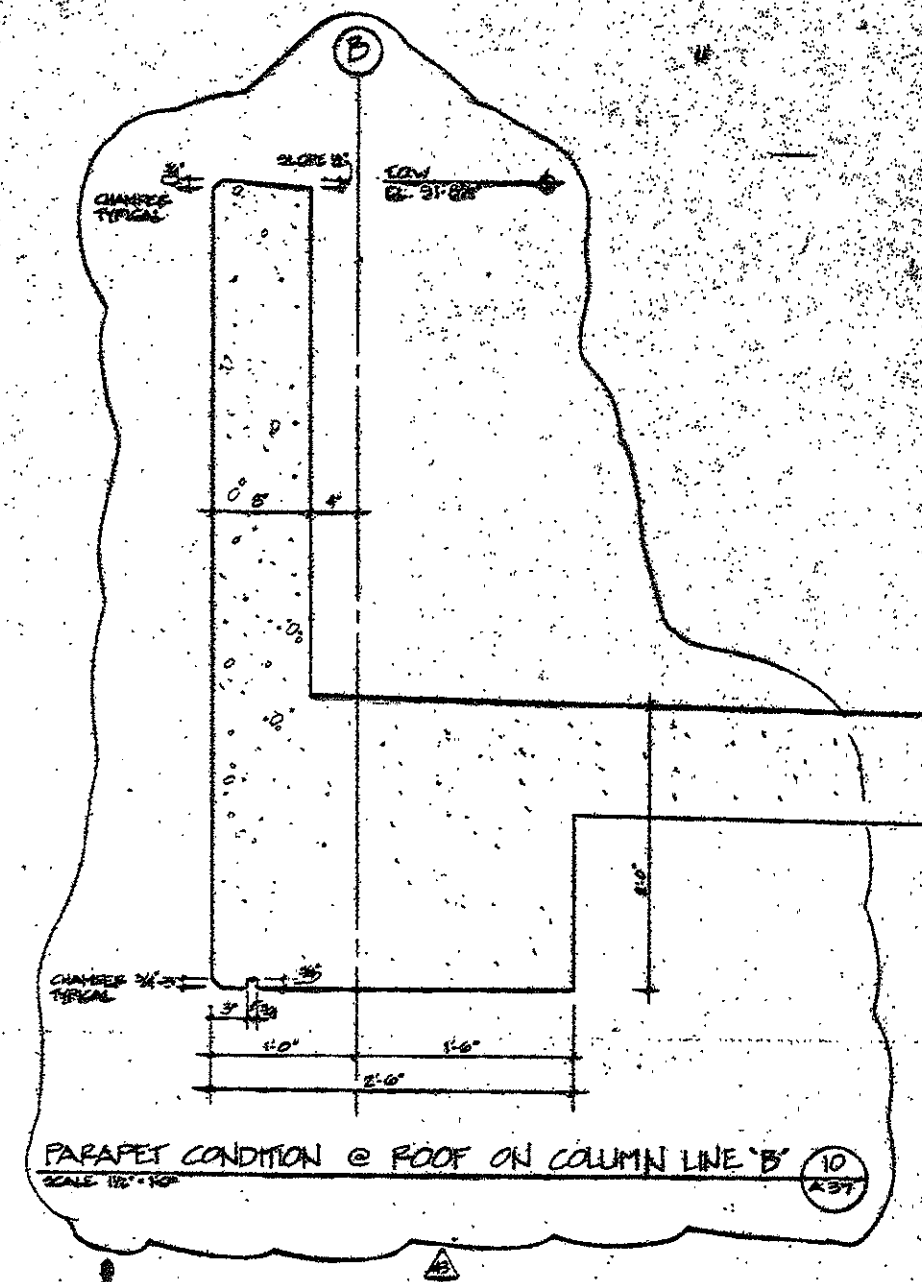
PART ELEVATION OF GUARD RAIL  
SCALE 1/2" = 1'-0"



DETAIL THRU GUARD RAIL AT GARAGE CENTER  
SCALE 1/2" = 1'-0"



TYPICAL RAIL DETAIL @ TOWER GARAGE  
SCALE 1/2" = 1'-0"



PARAPET CONDITION @ ROOF ON COLUMN LINE 'B'  
SCALE 1/2" = 1'-0"

**BECKET**  
ARCHITECTS  
REGISTERED PROFESSIONAL ENGINEERS

**XEROX CENTR**  
HARTFORD  
CONNECTICUT

XEROX HARTFORD  
ASSOCIATES

**CONSULTANTS**

**ARCHITECTURAL**  
BRENNAN BEER GORMAN  
315 Madison Avenue  
New York, N.Y. 10017  
212-685-2600

**MECHANICAL**  
SURTON AND VAN HOUTEN, INC.  
10 North Main Street  
West Hartford, CT 06107  
203-238-2365

**STRUCTURAL**  
LEY RETLIN ASSOCIATES  
64 Avenue of the Americas  
New York, N.Y. 10011  
212-361-1200

**LANDSCAPE**  
C&J Inc.  
375 Elmwood Street  
Stamford, CT 06905  
203-353-1885



11-201  
11-202  
11-203  
11-204  
11-205  
11-206  
11-207  
11-208  
11-209  
11-210

**EXTERIOR WALL SECTIONS AND DETAILS**

DATE: 11/20/88  
DRAWN: [Name]  
CHECKED: [Name]  
DATE: 11/20/88







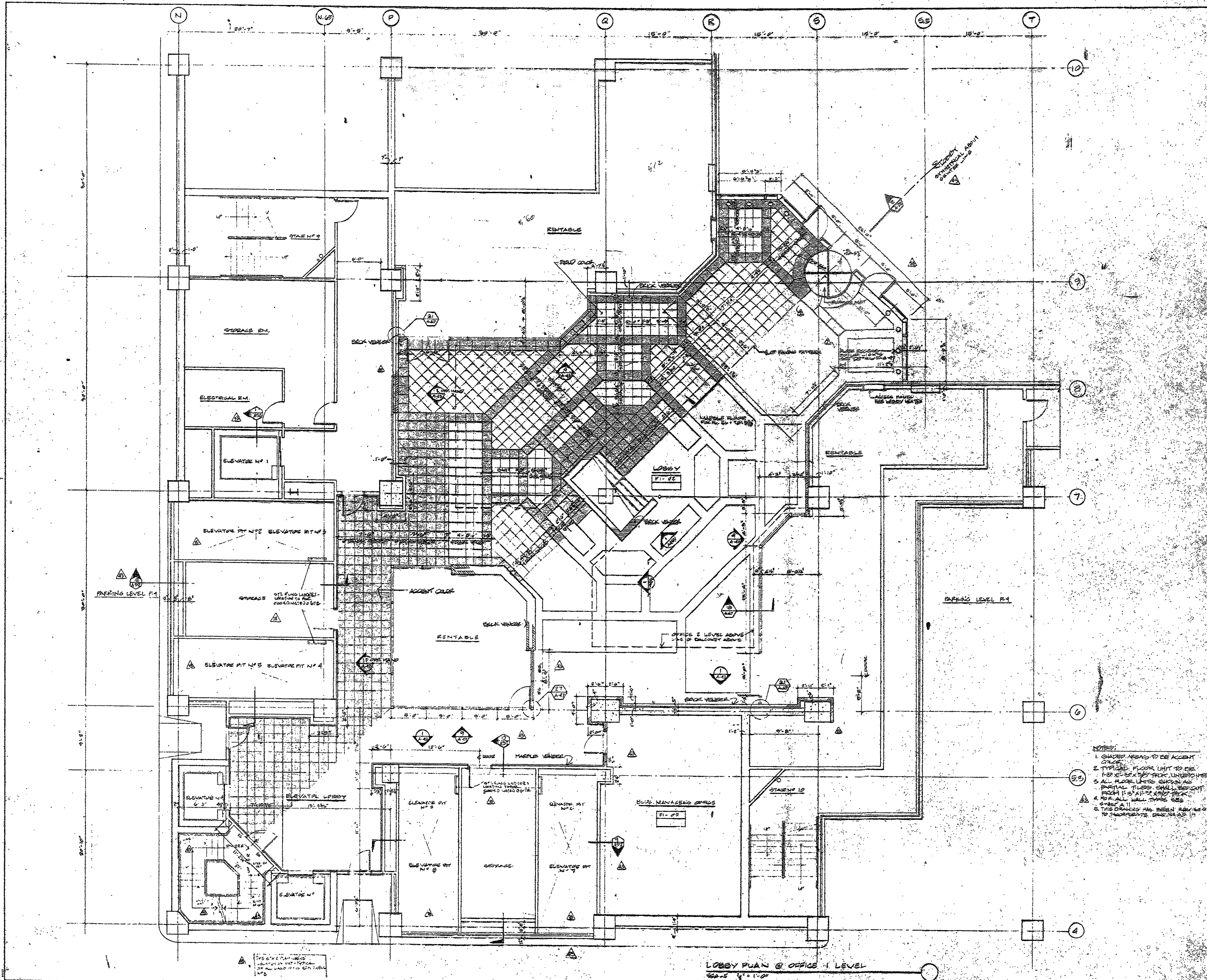
**CONSULTANTS**

**ARCHITECTURAL**  
 BRENNAN BEER GORMAN  
 35 MADISON AVENUE  
 NEW YORK, N.Y. 10017  
 212-685-2000

**MECHANICAL**  
 BURTON AND VAN HOUTEN, INC.  
 10 NORTH MAIN STREET  
 WEST HARTFORD, CT 06107  
 203-286-2200

**STRUCTURAL**  
 LEV ZETLIN ASSOCIATES  
 644 AVENUE OF THE AMERICAS  
 NEW YORK, N.Y. 10011  
 212-761-1100

**LANDSCAPE**  
 C.B. INC.  
 370 ALBANY STREET  
 STURBRIDGE, CT 06070  
 203-688-1888



- NOTES:**
1. CHASED AREAS TO BE ACCELT. CONCR.
  2. TYPICAL FLOOR UNIT TO BE PER XEROX 1/2" THICK UNRESINATED
  3. ALL FLOOR UNITS EXPOSED AND PARTIAL TILES SHALL BE SET FROM 1/2" X 1/2" X 1/2" THICK
  4. FOR ALL WALL TYPES SEE SHEET 11
  5. THIS DRAWING HAS BEEN REVISED TO INCORPORATE DRAWING 11

| DATE | NO. | REVISIONS          | BY |
|------|-----|--------------------|----|
|      | 1   | ISSUED FOR PERMITS |    |
|      | 2   | ISSUED FOR PERMITS |    |
|      | 3   | ISSUED FOR PERMITS |    |
|      | 4   | ISSUED FOR PERMITS |    |
|      | 5   | ISSUED FOR PERMITS |    |
|      | 6   | ISSUED FOR PERMITS |    |
|      | 7   | ISSUED FOR PERMITS |    |
|      | 8   | ISSUED FOR PERMITS |    |
|      | 9   | ISSUED FOR PERMITS |    |
|      | 10  | ISSUED FOR PERMITS |    |

**LOBBY PLAN  
 OFFICE FLOOR NO. 1**

DRAWN: S.F.  
 CHECKED: [ ]  
 DATE: [ ]  
 SHEET NO. [ ]  
 OF [ ]

LOBBY PLAN @ OFFICE 1 LEVEL  
 SCALE 1/8" = 1'-0"



**BECKET**

WELTON BECKET ASSOCIATES  
ARCHITECTS  
AND ENGINEERS  
200 WASHINGTON AVE  
NEW YORK, N.Y. 10038  
TELEPHONE 212 685 6800

**XEROX CENTRE**

HARTFORD  
CONNECTICUT

XEROX - HARTFORD  
ASSOCIATES

**CONSULTANTS**

**ARCHITECTURAL**

BRENNAN BELL GORHAM  
50 Madison Avenue  
New York, N.Y. 10022  
212-685-7800

**MECHANICAL**

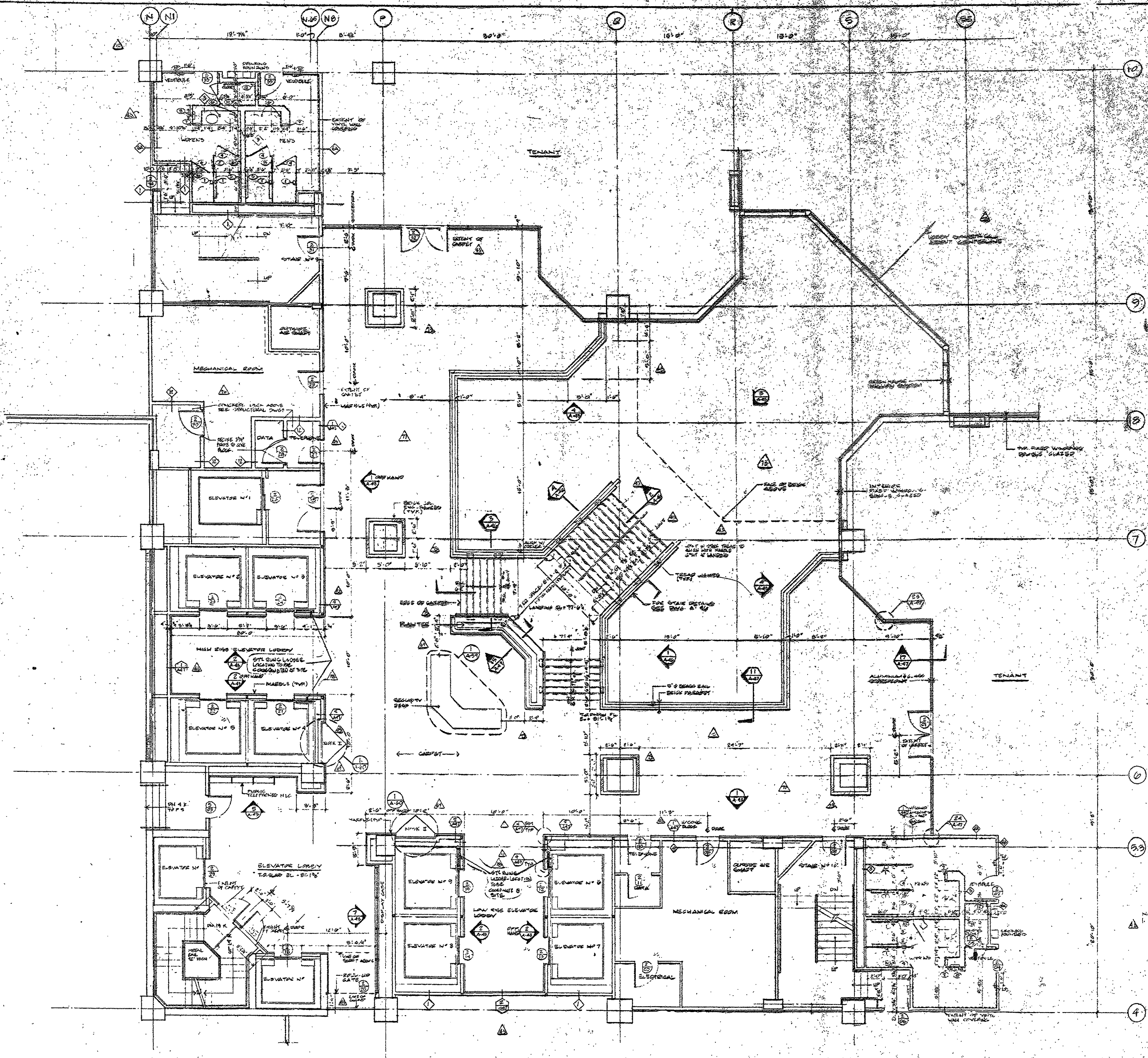
WELTON AND MAX BECKET INC  
17 North 4th Street  
West Hartford, CT 06107  
203-235-7200

**STRUCTURAL**

LEW ZETLIN ASSOCIATES  
411 North 4th Street  
New York, N.Y. 10011  
212-347-1300

**LANDSCAPE**

CR 2 Inc.  
200 Westchester Street  
Greenwich, CT 06830  
203-635-0800



DATE: JUL 1988  
DRAWN BY: [Signature]

| NO. | DESCRIPTION                 | DATE | BY |
|-----|-----------------------------|------|----|
| 1   | ADDED STAIR ACCESS LOADS    |      |    |
| 2   | OMITTED ELEVATOR CROWN      |      |    |
| 3   | REMOVED STAIR FROM CORRIDOR |      |    |
| 4   | REMOVED STAIR FROM CORRIDOR |      |    |
| 5   | REMOVED STAIR FROM CORRIDOR |      |    |
| 6   | REMOVED STAIR FROM CORRIDOR |      |    |
| 7   | REMOVED STAIR FROM CORRIDOR |      |    |
| 8   | REMOVED STAIR FROM CORRIDOR |      |    |
| 9   | REMOVED STAIR FROM CORRIDOR |      |    |
| 10  | REMOVED STAIR FROM CORRIDOR |      |    |
| 11  | REMOVED STAIR FROM CORRIDOR |      |    |
| 12  | REMOVED STAIR FROM CORRIDOR |      |    |
| 13  | REMOVED STAIR FROM CORRIDOR |      |    |
| 14  | REMOVED STAIR FROM CORRIDOR |      |    |
| 15  | REMOVED STAIR FROM CORRIDOR |      |    |
| 16  | REMOVED STAIR FROM CORRIDOR |      |    |
| 17  | REMOVED STAIR FROM CORRIDOR |      |    |
| 18  | REMOVED STAIR FROM CORRIDOR |      |    |
| 19  | REMOVED STAIR FROM CORRIDOR |      |    |
| 20  | REMOVED STAIR FROM CORRIDOR |      |    |
| 21  | REMOVED STAIR FROM CORRIDOR |      |    |
| 22  | REMOVED STAIR FROM CORRIDOR |      |    |
| 23  | REMOVED STAIR FROM CORRIDOR |      |    |
| 24  | REMOVED STAIR FROM CORRIDOR |      |    |
| 25  | REMOVED STAIR FROM CORRIDOR |      |    |
| 26  | REMOVED STAIR FROM CORRIDOR |      |    |
| 27  | REMOVED STAIR FROM CORRIDOR |      |    |
| 28  | REMOVED STAIR FROM CORRIDOR |      |    |
| 29  | REMOVED STAIR FROM CORRIDOR |      |    |
| 30  | REMOVED STAIR FROM CORRIDOR |      |    |

NOTE: 1. FOR ADDITIONAL OVERSIGHTS NOTES TO CORE AREA SEE INT AM

**LOBBY PLAN OFFICE FLOORING**

DRAWN BY: [Signature]  
CHECKED: [Signature]  
DATE: [Date]  
JOB NO. 12-05  
SHEET NO. A-42







**CONSULTANTS**

**ARCHITECTURAL**  
WENDY WEER GORMAN  
515 Madison Avenue  
New York, NY 10022  
212-889-1663

**MECHANICAL**

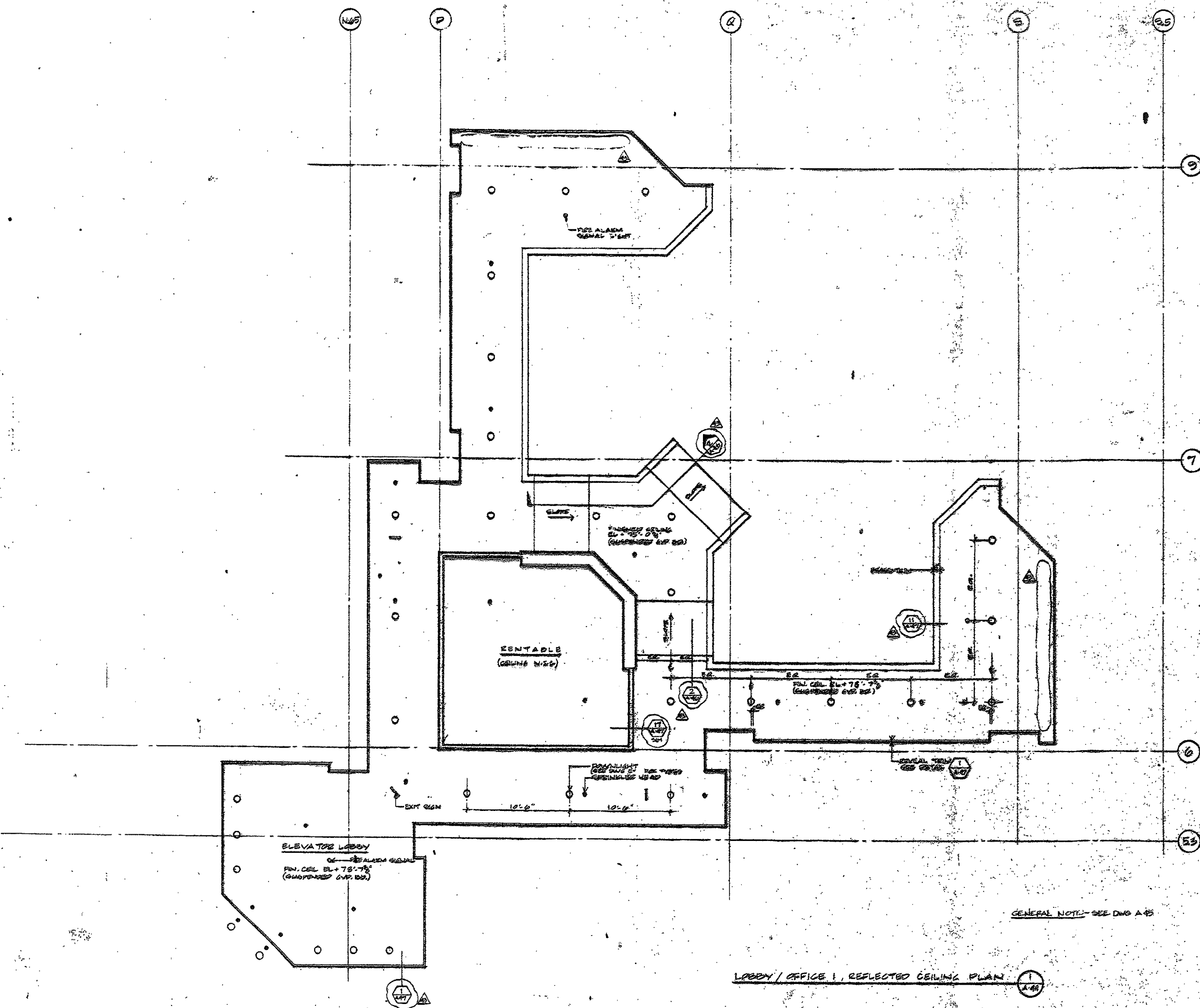
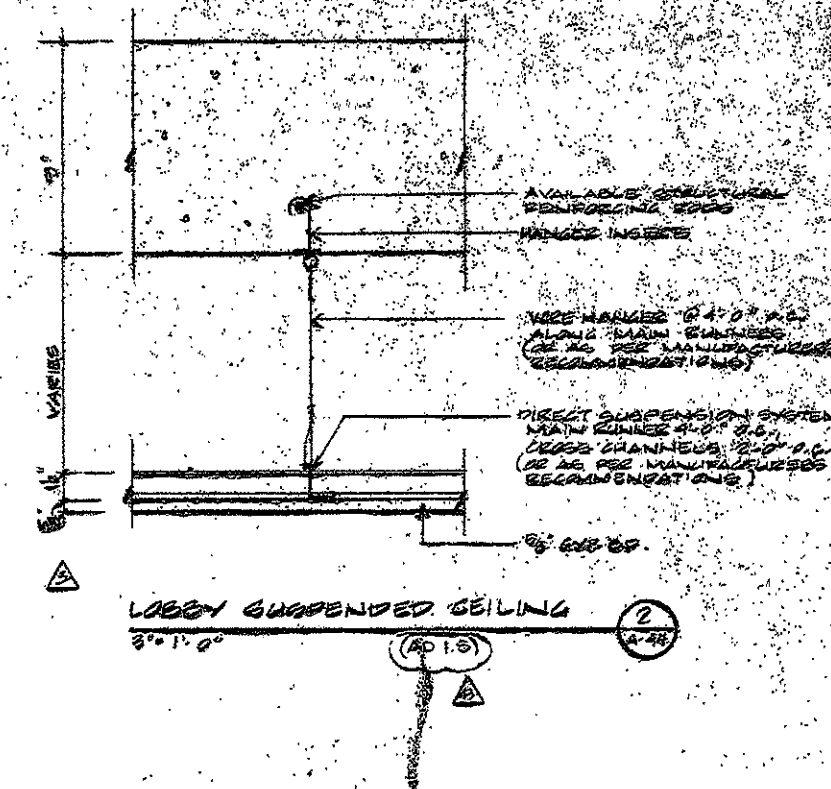
BURTON AND VAN HEULEN, INC.  
10 North Main Street  
West Hartford, CT 06107  
203-238-2365

**STRUCTURAL**

LEV ZETLIN ASSOCIATES  
440 Avenue of the Americas  
New York, NY 10011  
212-761-1300

**LANDSCAPE**

CR 3 Inc.  
571 Housatonic Street  
Simsbury, CT 06070  
203-638-1982



LOBBY / OFFICE 1, REFLECTED CEILING PLAN

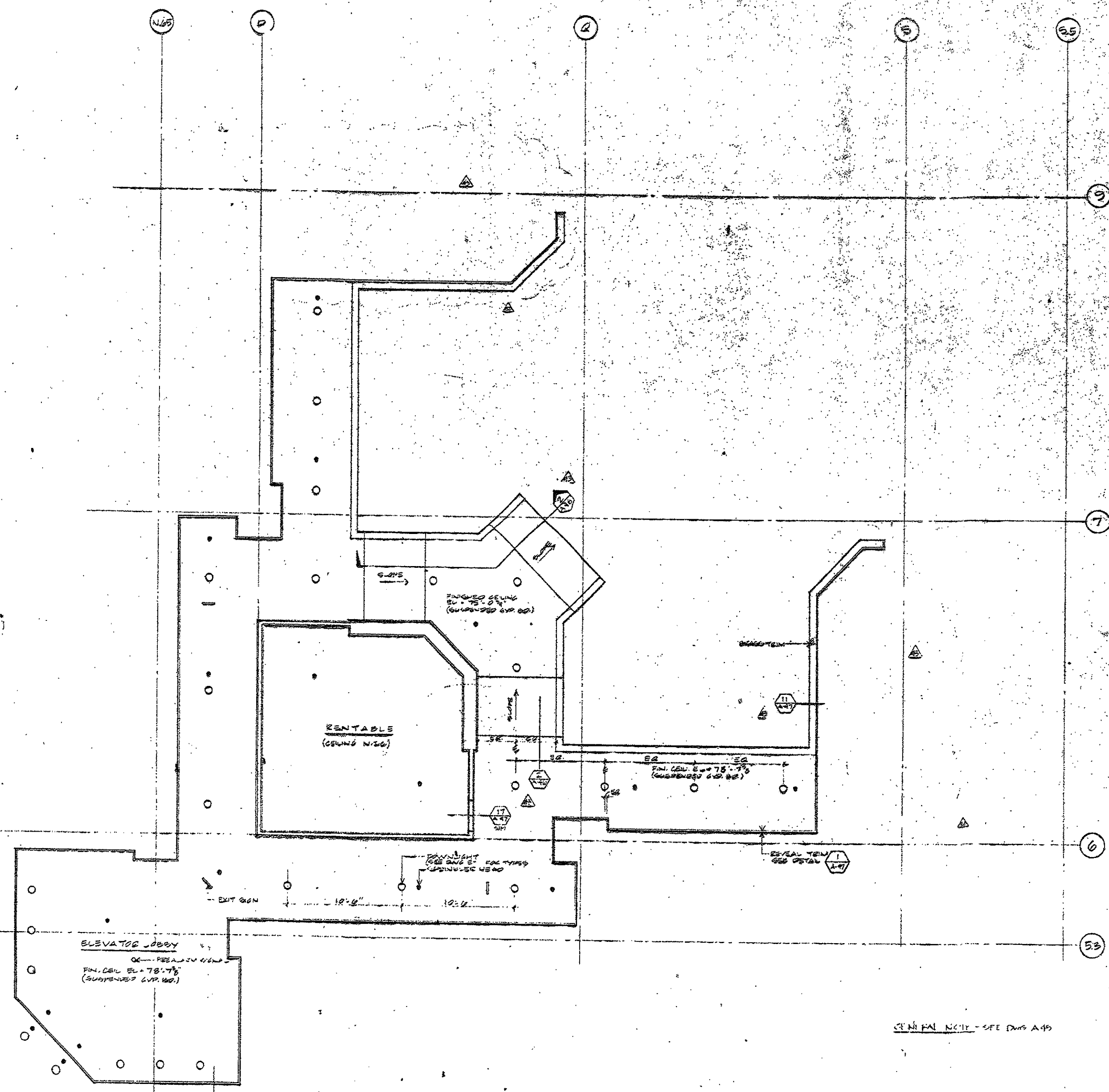
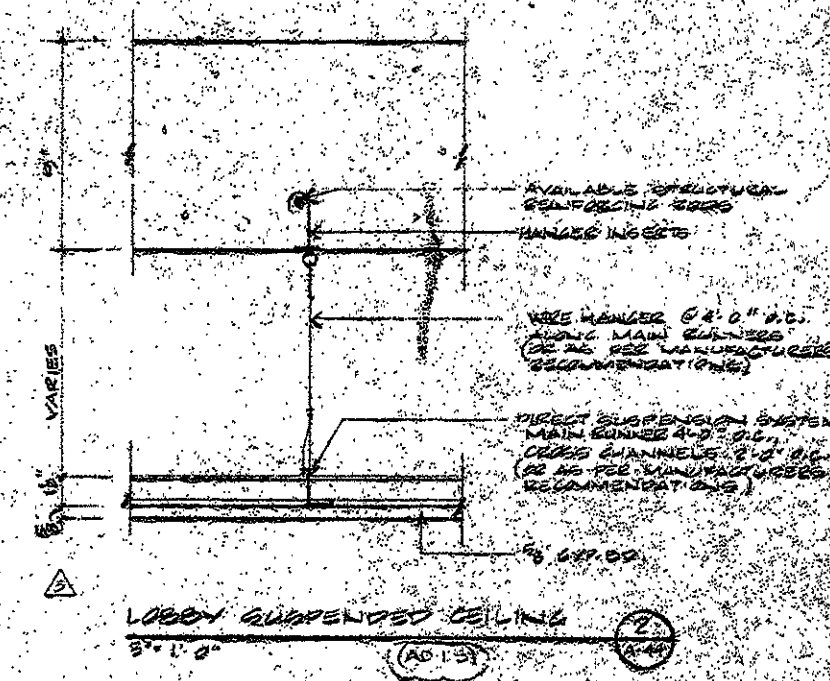
| NO. | DESCRIPTION             | DATE     |
|-----|-------------------------|----------|
| 1   | ISSUED FOR PERMIT       | 11/15/88 |
| 2   | ISSUED FOR CONSTRUCTION | 11/15/88 |
| 3   | ISSUED FOR CONSTRUCTION | 11/15/88 |
| 4   | ISSUED FOR CONSTRUCTION | 11/15/88 |
| 5   | ISSUED FOR CONSTRUCTION | 11/15/88 |
| 6   | ISSUED FOR CONSTRUCTION | 11/15/88 |
| 7   | ISSUED FOR CONSTRUCTION | 11/15/88 |
| 8   | ISSUED FOR CONSTRUCTION | 11/15/88 |
| 9   | ISSUED FOR CONSTRUCTION | 11/15/88 |
| 10  | ISSUED FOR CONSTRUCTION | 11/15/88 |

NOTES: THIS DRAWING HAS BEEN REVISIONED IN ACCORDANCE WITH THE FOLLOWING:

DATE: 11/15/88  
BY: [Signature]  
CHECKED BY: [Signature]  
DATE: 11/15/88



- CONSULTANTS**
- ARCHITECTURAL**  
ARTHUR J. BEE CORP.  
25 MADISON AVENUE  
NEW YORK, N.Y. 10017  
212-685-1000
  - MECHANICAL**  
BURTON AND VAN HOUTEN INC.  
20 HARTFORD STREET  
HARTFORD, CT 06103  
860-234-1100
  - STRUCTURAL**  
LEV ZELIN ASSOCIATES  
441 AVENUE OF THE AMERICANS  
NEW YORK, N.Y. 10017  
212-685-1800
  - LANDSCAPE**  
C/O J. L. INC.  
37 HARTFORD STREET  
HARTFORD, CT 06103  
860-234-1100



LOBBY / OFFICE 1, REFLECTED CEILING PLAN

| DATE     | REVISIONS                  | BY      |
|----------|----------------------------|---------|
| 11-18-82 | MODIFIED DETAIL OF CEILING | 1388-ED |
| 11-18-82 | REVISION # 22              |         |
| 5-18-83  | REVISION # 23              |         |
| 4-18-83  | REVISION # 24              |         |

LOBBY / OFFICE FL NO 1  
REFLECTED CEILING

DRAWN: S.F.  
CHECKED:  
DATE:  
JOB NO. 1305



BECKET

VECTOR BECKET ASSOCIATES  
ARCHITECTS  
AND ENGINEERS

XEROX  
CENTR

HARTFORD  
CONNECTICUT

XEROX-HARTFORD  
ASSOCIATES

CONSULTANTS

ARCHITECTURAL

BRUNNEN, DEE  
ARCHITECTS  
NEW HAVEN, CT

MECHANICAL

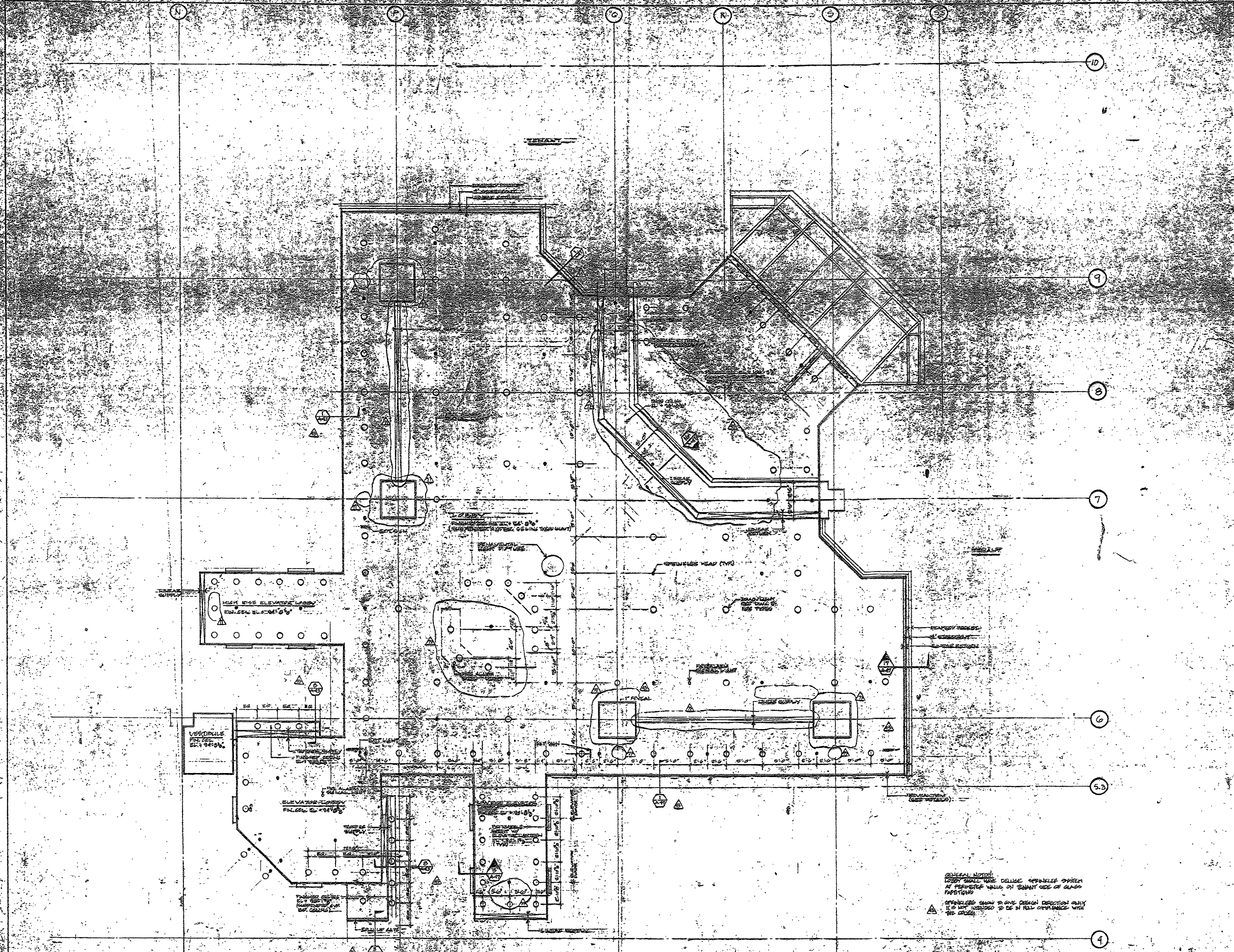
BUCKLEY AND HALL  
10 NORTH MAIN STREET  
HARTFORD, CT 06103  
203-252-2800

STRUCTURAL

LEWIS ZEVLIN ASSOCIATES  
641 AVENUE OF THE AMERICANS  
NEW YORK, NY 10011  
212-361-0200

LANDSCAPE

CH 3 INC.  
571 HOPKINSON STREET  
STURBRIDGE, CT 06070  
203-881-1000



GENERAL NOTES:  
LOBBY SHALL HAVE DELUGE SPRINKLER SYSTEM  
AT PERIMETER WALLS ON TENANT SIDE OF GLASS  
PARTITIONS  
SPRINKLERS SHOWN TO GIVE DESIGN DIRECTION ONLY  
IT IS NOT INTENDED TO BE IN FULL COMPLIANCE WITH  
THIS CODE.

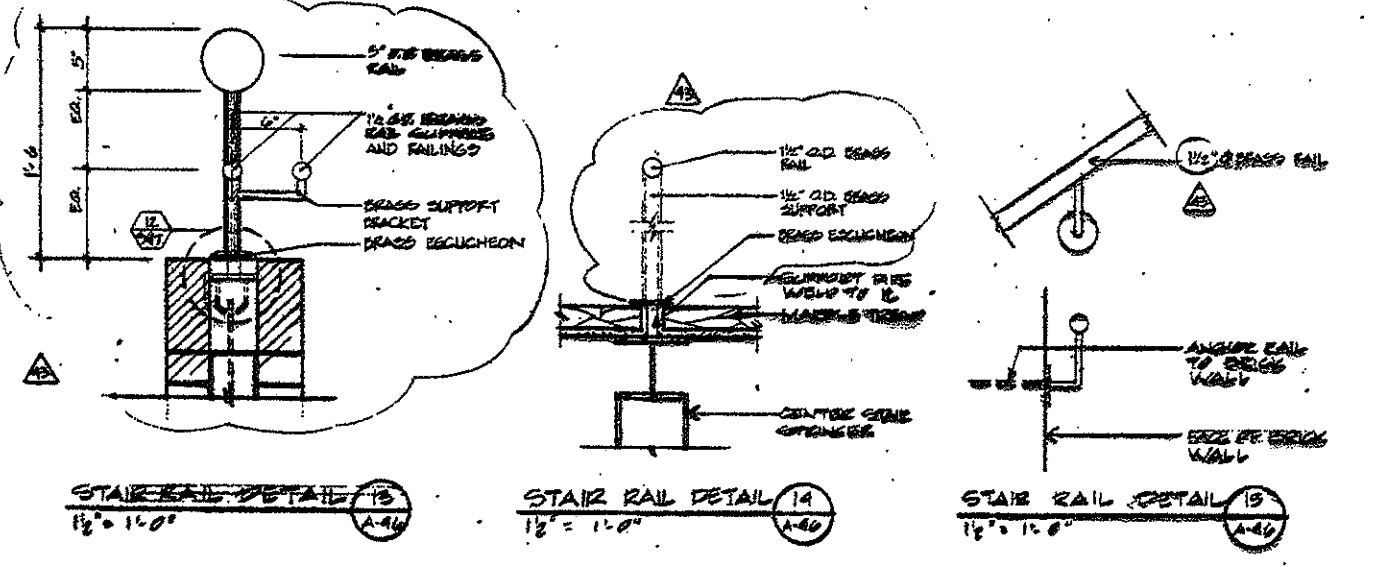
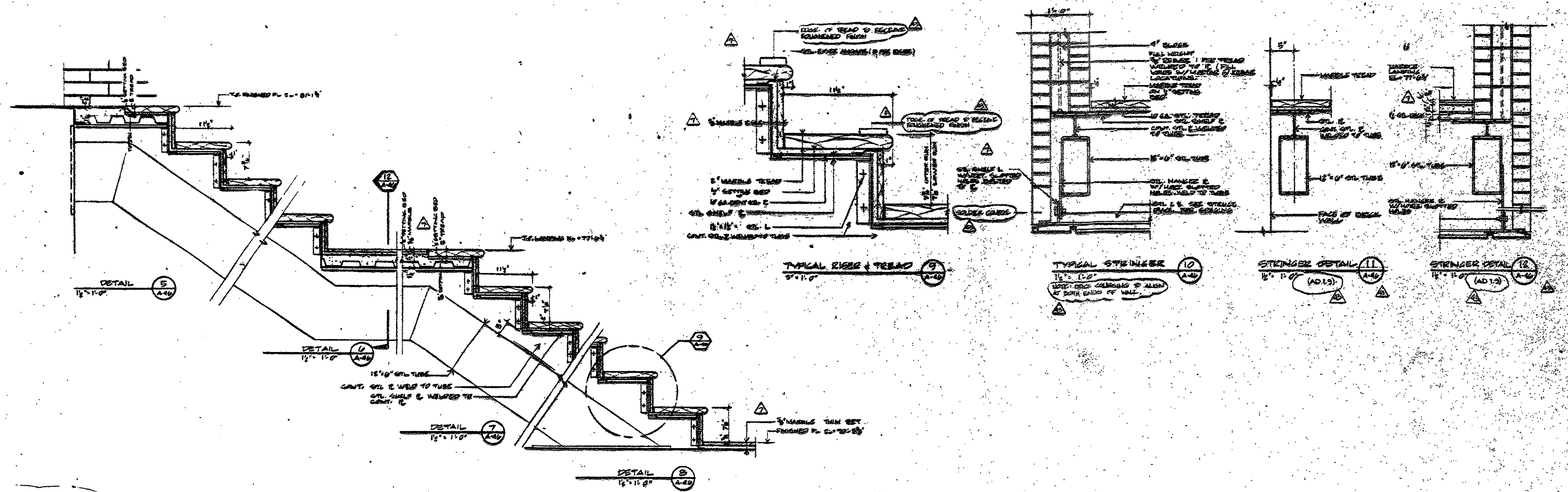
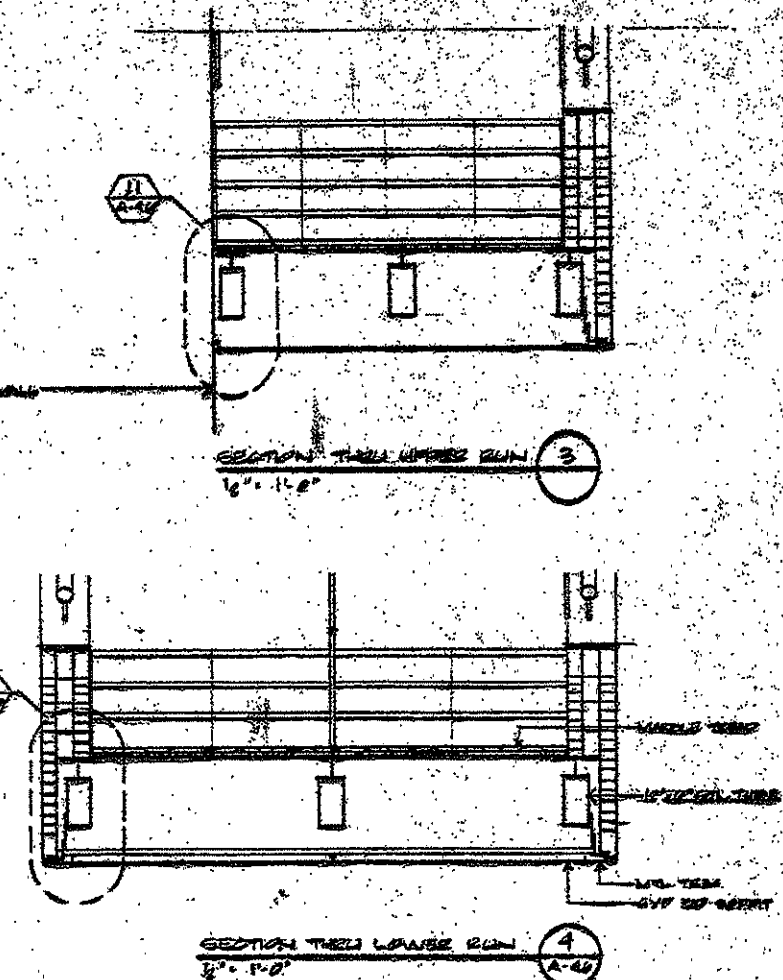
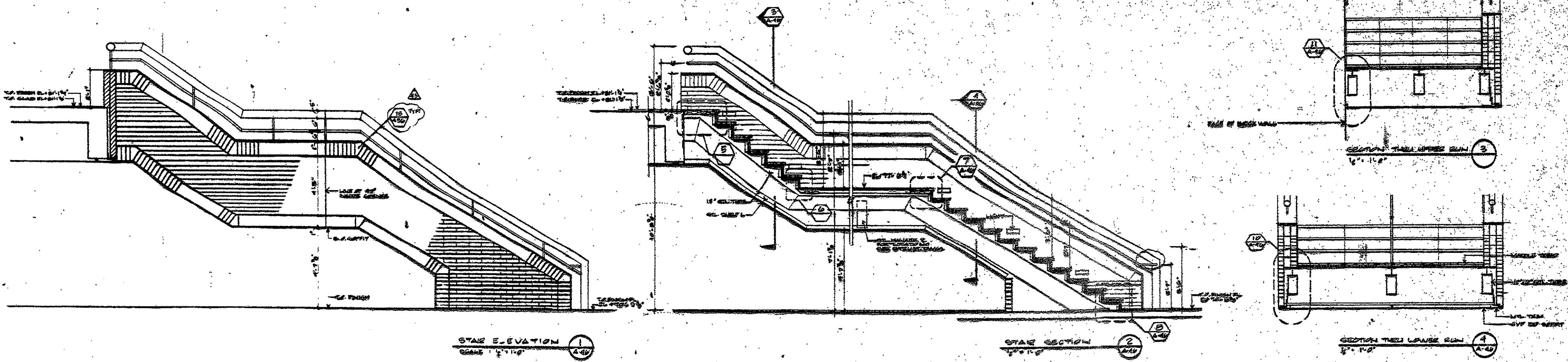
GEORGE D. MILLER, P.E.  
JUL - 1988

| NO. | DESCRIPTION                 | DATE |
|-----|-----------------------------|------|
| 1   | ISSUED NEGATIVE CORRECTIONS |      |
| 2   | ISSUED NEGATIVE CORRECTIONS |      |
| 3   | ISSUED NEGATIVE CORRECTIONS |      |
| 4   | ISSUED NEGATIVE CORRECTIONS |      |
| 5   | ISSUED NEGATIVE CORRECTIONS |      |
| 6   | ISSUED NEGATIVE CORRECTIONS |      |
| 7   | ISSUED NEGATIVE CORRECTIONS |      |
| 8   | ISSUED NEGATIVE CORRECTIONS |      |
| 9   | ISSUED NEGATIVE CORRECTIONS |      |
| 10  | ISSUED NEGATIVE CORRECTIONS |      |

LOBBY / ELEVATOR LOBBY  
ELEVATOR LOBBY  
ELEVATOR LOBBY

DRAWN BY  
CHECKED BY  
DATE





| DATE     | NO. | REVISIONS | BY  |
|----------|-----|-----------|-----|
| 11-18-85 | 1   | ISSUANCE  | ... |
| 11-18-85 | 2   | ...       | ... |
| 11-18-85 | 3   | ...       | ... |
| 11-18-85 | 4   | ...       | ... |
| 11-18-85 | 5   | ...       | ... |

LOBBY STAIR DETAIL

NOTE: THIS DRAWING HAS BEEN REISED TO  
DISPENSARY DRAWING NO. AD 1.0.



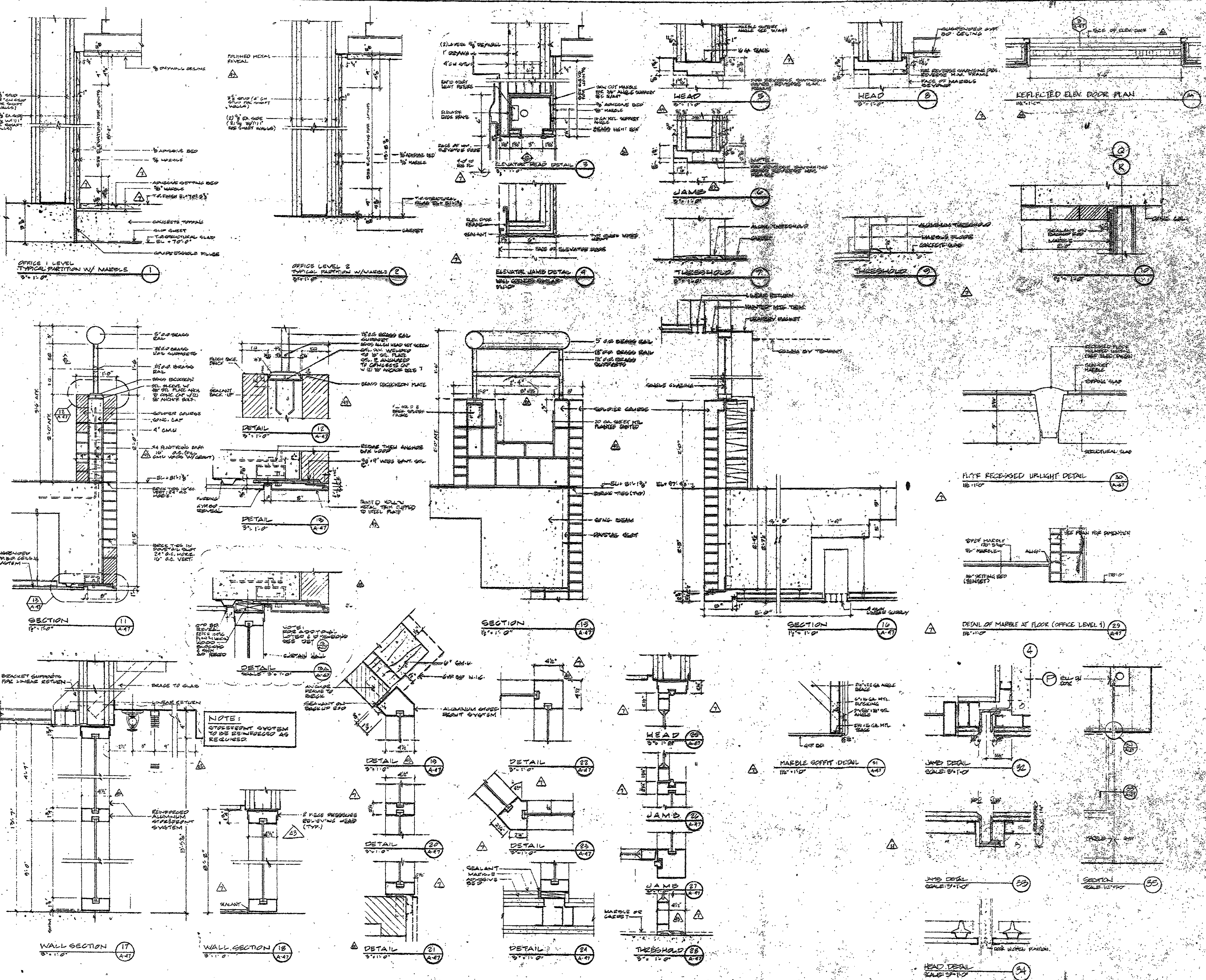
**CONSULTANTS**

**ARCHITECTURAL**  
BRENNER, BEER, GOODMAN  
30 MADISON AVENUE  
HARTFORD, CT 06103  
TELEPHONE 531-1100

**MECHANICAL**  
BERSON AND VAN HOFFEN INC.  
110 WASHINGTON STREET  
HARTFORD, CT 06103  
TELEPHONE 531-1100

**STRUCTURAL**  
BY DESIGN ASSOCIATES  
64 AVENUE OF THE ARCHES  
MIDDLETOWN, CT 06457  
TELEPHONE 342-1000

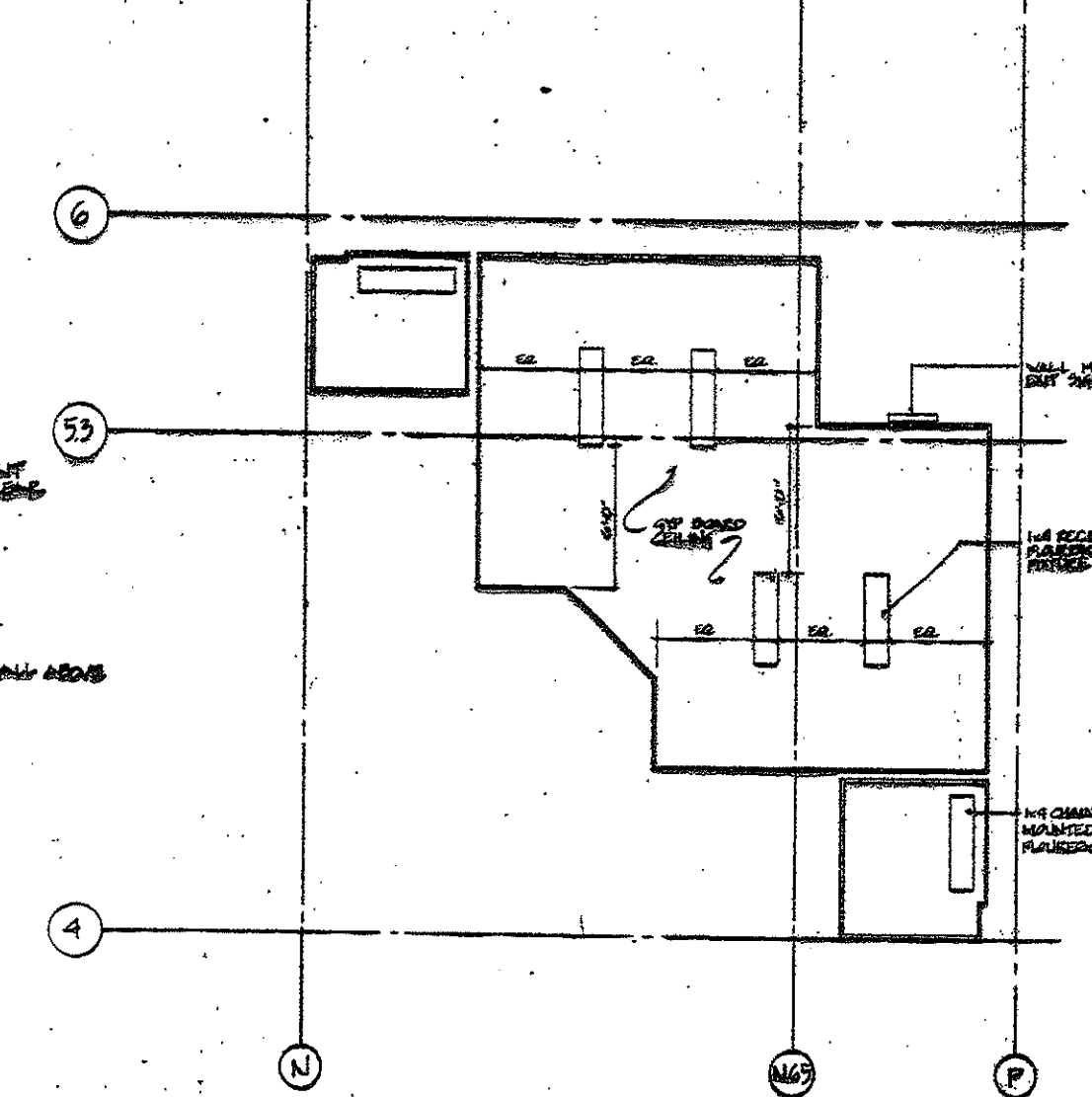
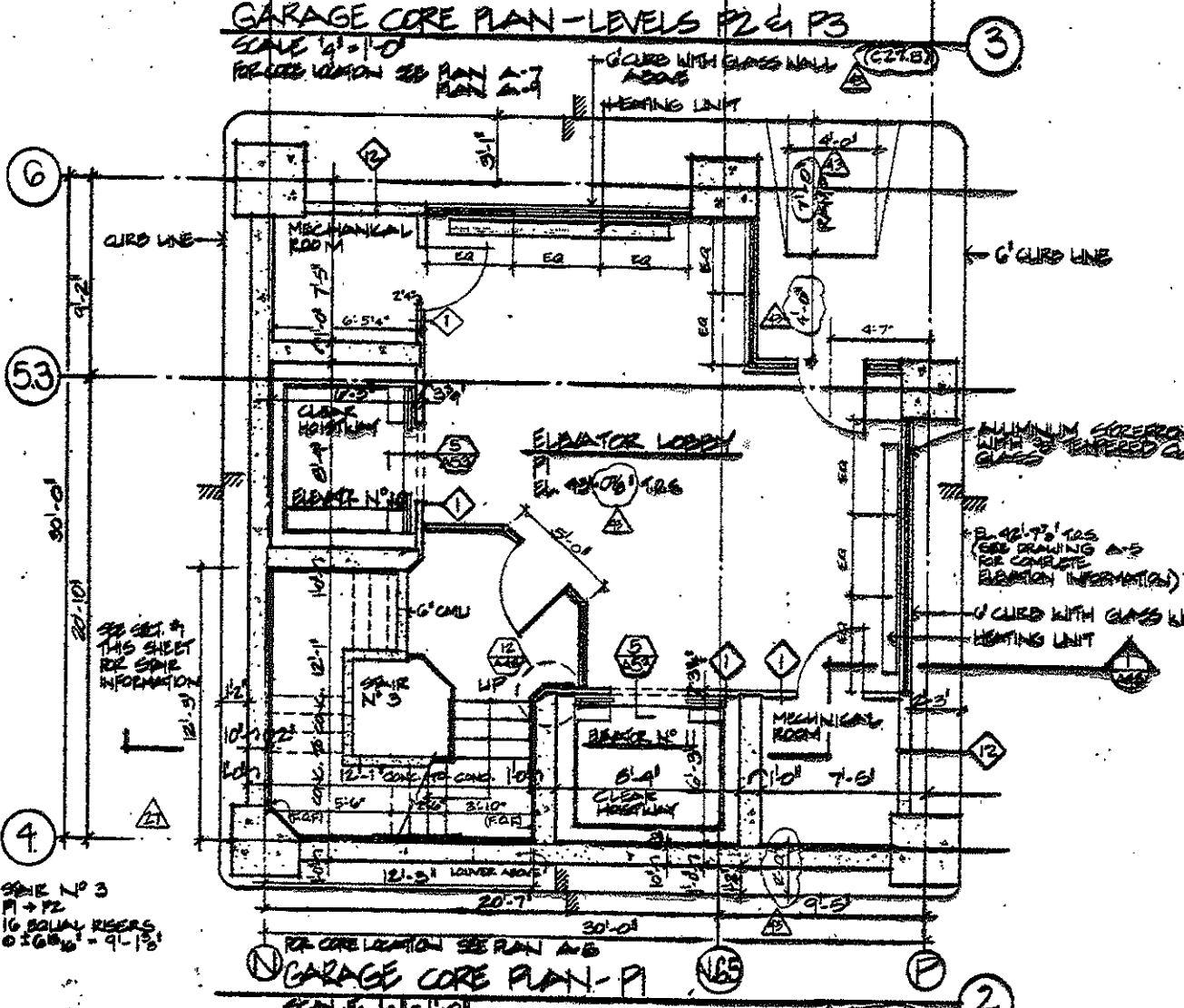
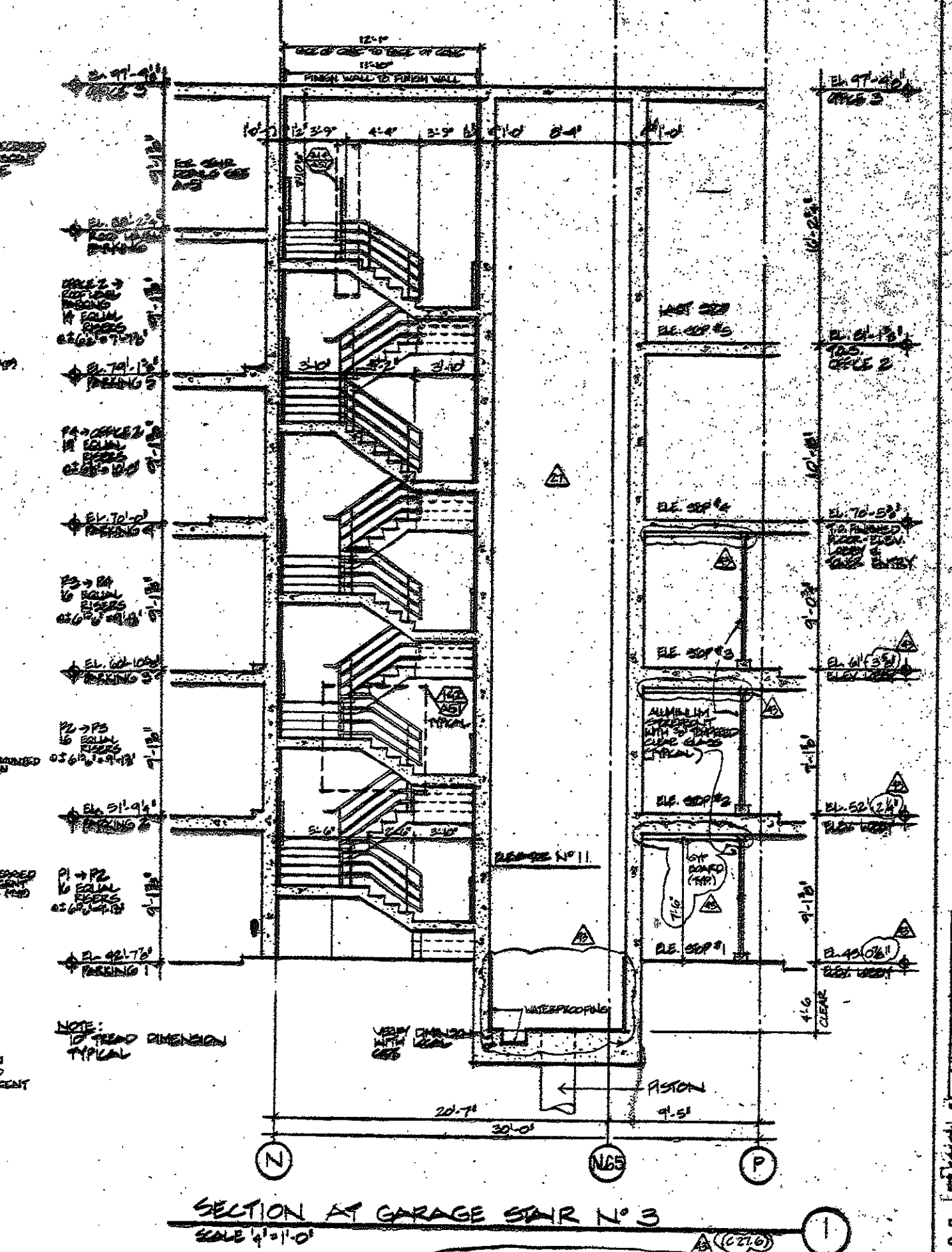
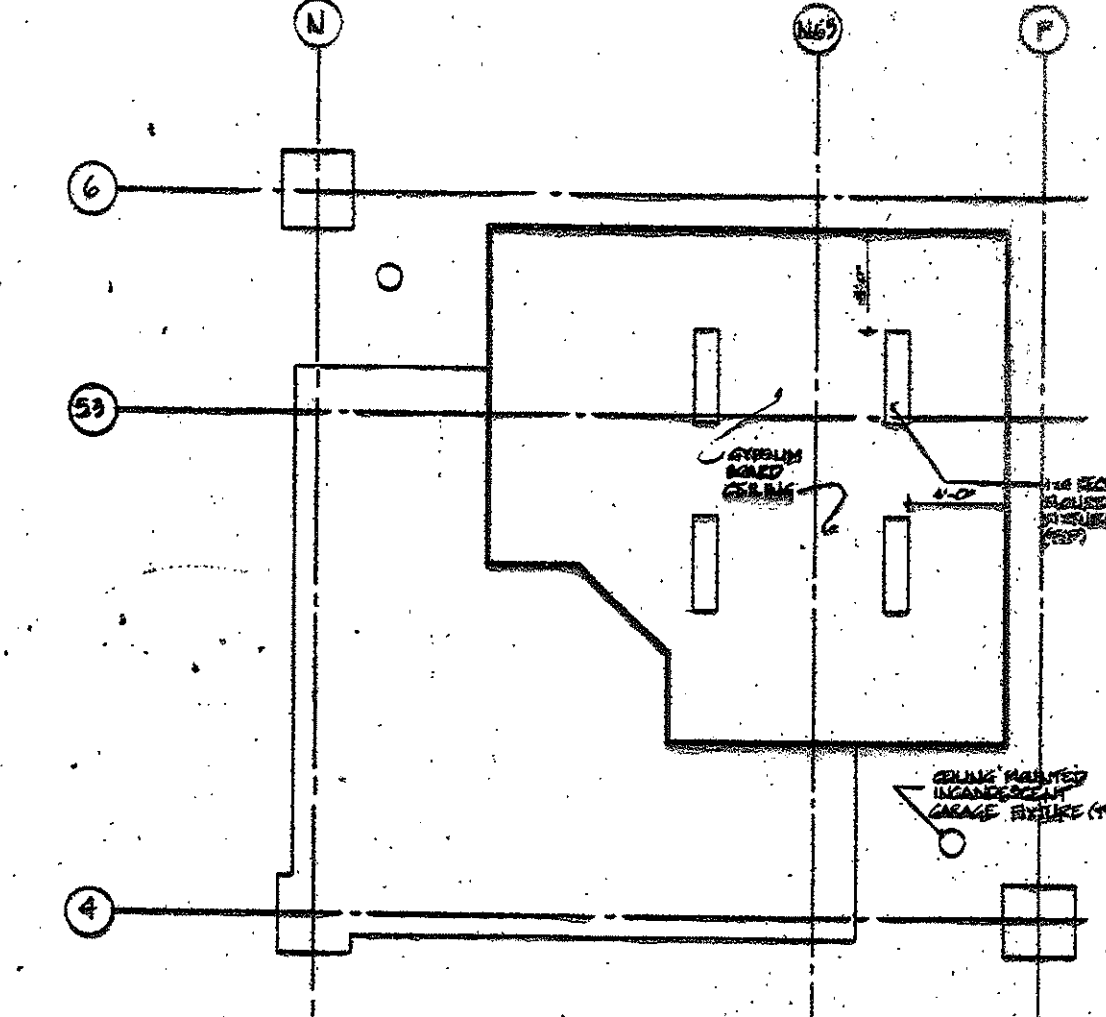
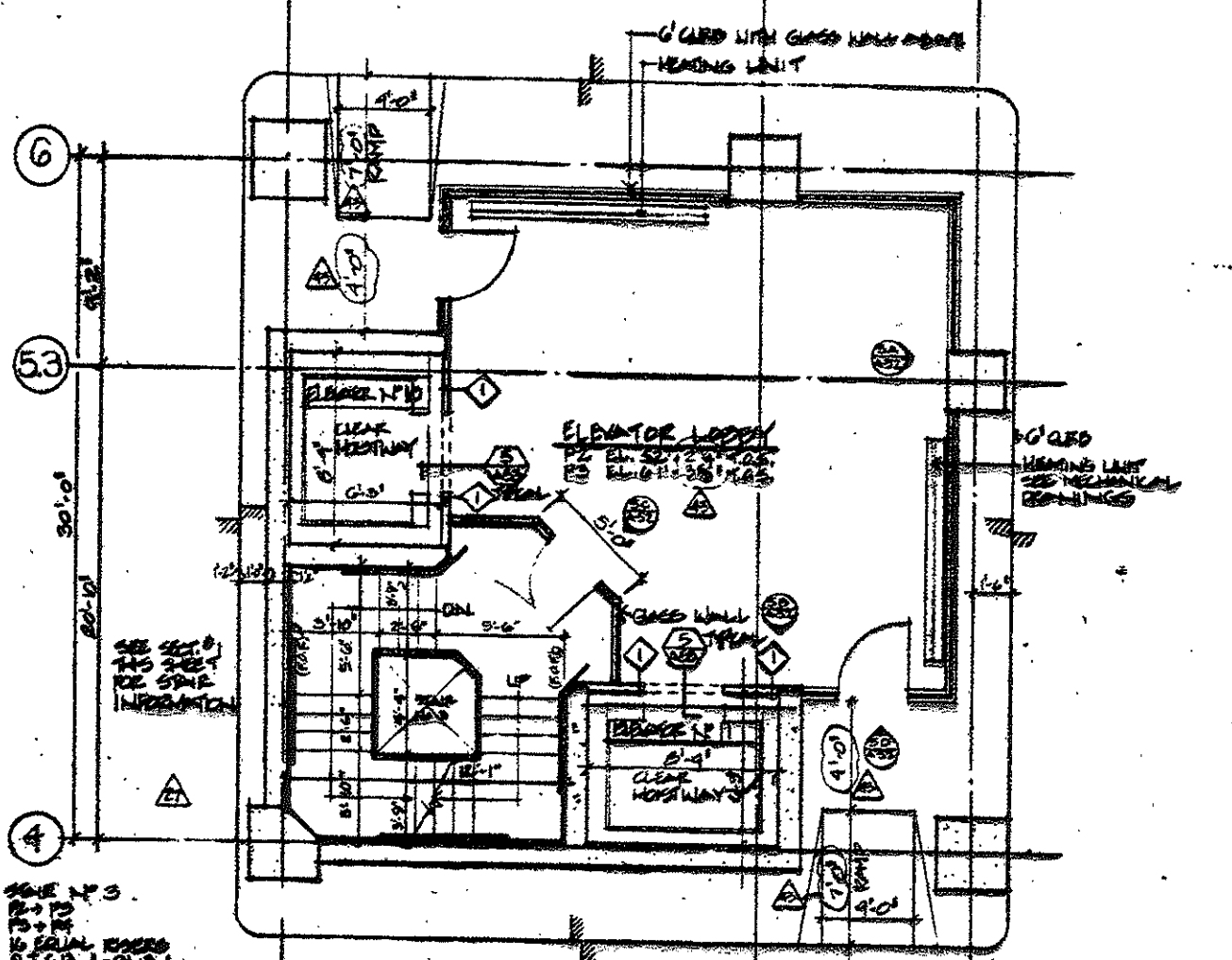
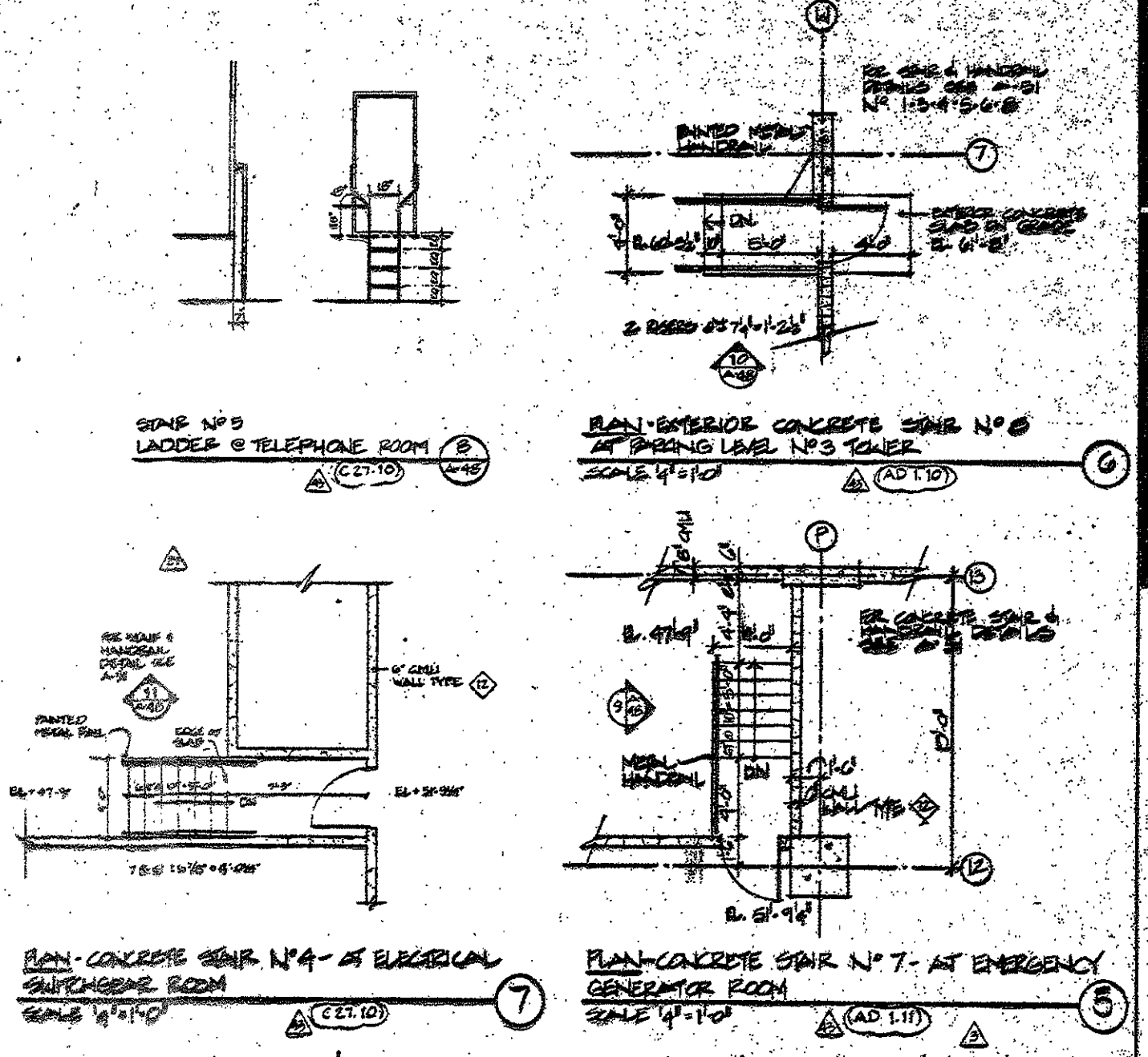
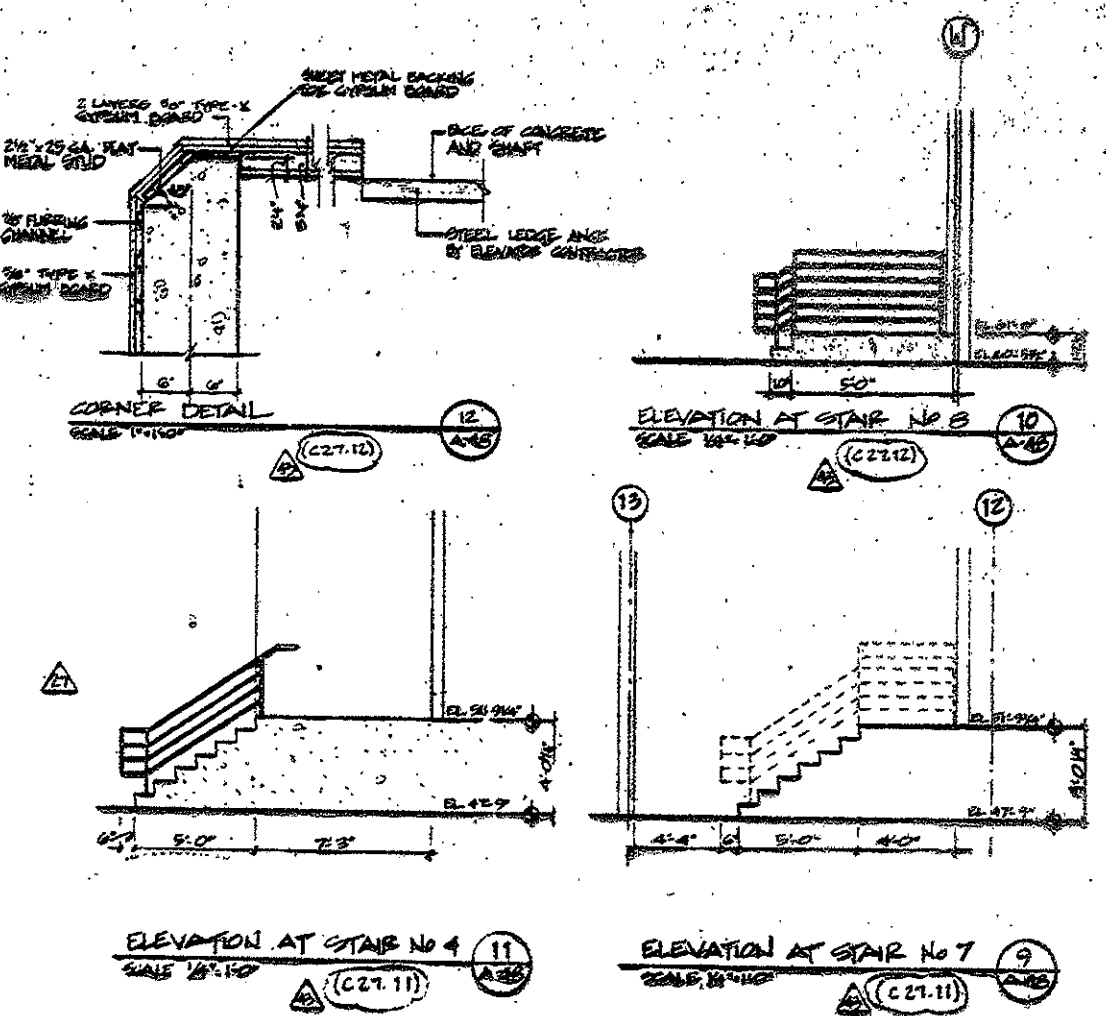
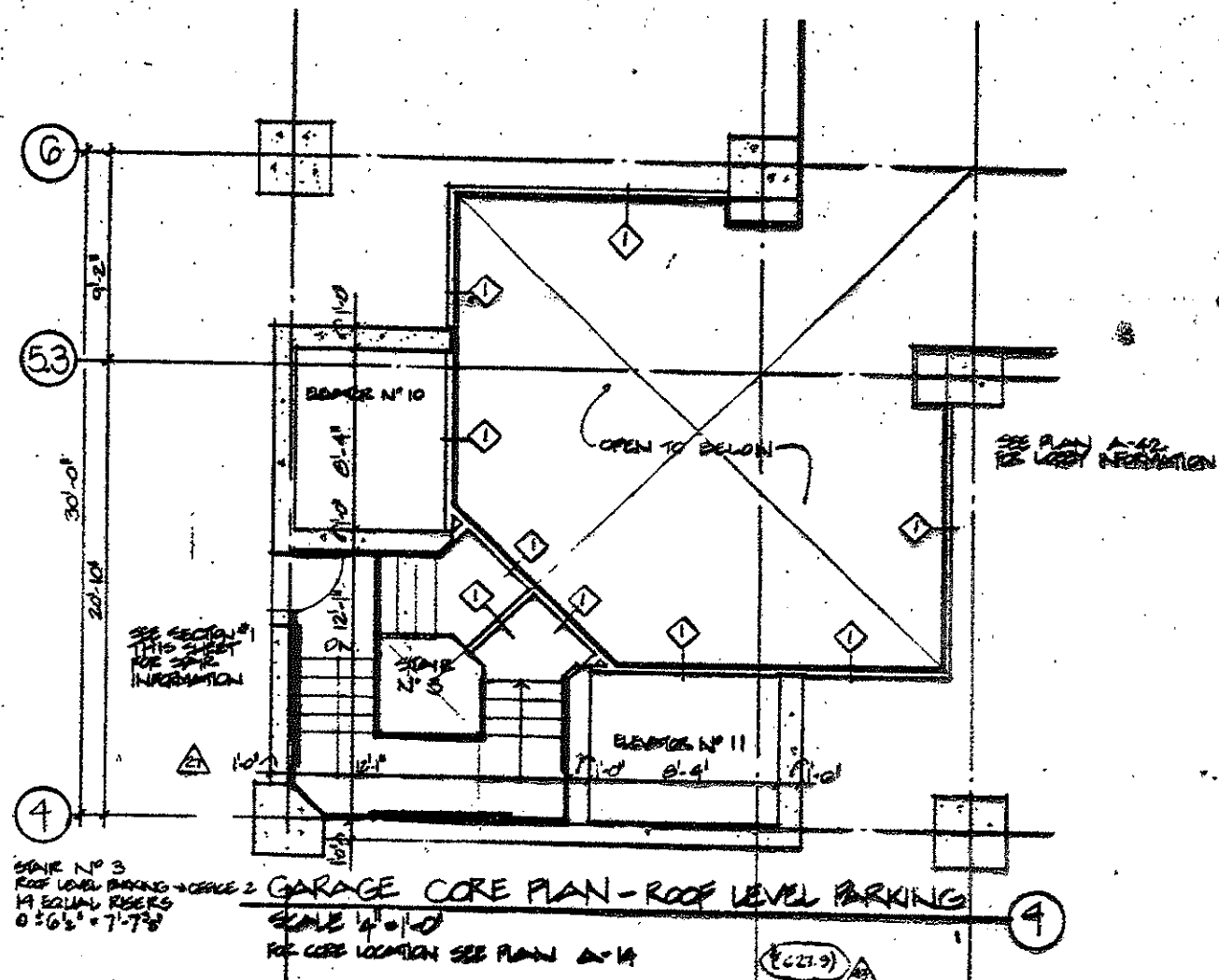
**LANDSCAPE**  
CRS INC.  
501 BRIDGE STREET  
HARTFORD, CT 06103  
TELEPHONE 531-1100



**NOTE:**  
STOREFRONT SYSTEM  
TO BE REINFORCED AS  
REQUIRED.

| NO. | DATE     | DESCRIPTION       |
|-----|----------|-------------------|
| 1   | 11-15-78 | ISSUED FOR PERMIT |
| 2   | 11-15-78 | ISSUED FOR PERMIT |
| 3   | 11-15-78 | ISSUED FOR PERMIT |
| 4   | 11-15-78 | ISSUED FOR PERMIT |
| 5   | 11-15-78 | ISSUED FOR PERMIT |
| 6   | 11-15-78 | ISSUED FOR PERMIT |
| 7   | 11-15-78 | ISSUED FOR PERMIT |
| 8   | 11-15-78 | ISSUED FOR PERMIT |
| 9   | 11-15-78 | ISSUED FOR PERMIT |
| 10  | 11-15-78 | ISSUED FOR PERMIT |
| 11  | 11-15-78 | ISSUED FOR PERMIT |
| 12  | 11-15-78 | ISSUED FOR PERMIT |
| 13  | 11-15-78 | ISSUED FOR PERMIT |
| 14  | 11-15-78 | ISSUED FOR PERMIT |
| 15  | 11-15-78 | ISSUED FOR PERMIT |
| 16  | 11-15-78 | ISSUED FOR PERMIT |
| 17  | 11-15-78 | ISSUED FOR PERMIT |
| 18  | 11-15-78 | ISSUED FOR PERMIT |
| 19  | 11-15-78 | ISSUED FOR PERMIT |
| 20  | 11-15-78 | ISSUED FOR PERMIT |
| 21  | 11-15-78 | ISSUED FOR PERMIT |
| 22  | 11-15-78 | ISSUED FOR PERMIT |
| 23  | 11-15-78 | ISSUED FOR PERMIT |
| 24  | 11-15-78 | ISSUED FOR PERMIT |
| 25  | 11-15-78 | ISSUED FOR PERMIT |
| 26  | 11-15-78 | ISSUED FOR PERMIT |
| 27  | 11-15-78 | ISSUED FOR PERMIT |
| 28  | 11-15-78 | ISSUED FOR PERMIT |
| 29  | 11-15-78 | ISSUED FOR PERMIT |
| 30  | 11-15-78 | ISSUED FOR PERMIT |
| 31  | 11-15-78 | ISSUED FOR PERMIT |
| 32  | 11-15-78 | ISSUED FOR PERMIT |
| 33  | 11-15-78 | ISSUED FOR PERMIT |
| 34  | 11-15-78 | ISSUED FOR PERMIT |
| 35  | 11-15-78 | ISSUED FOR PERMIT |





NOV 11 1985

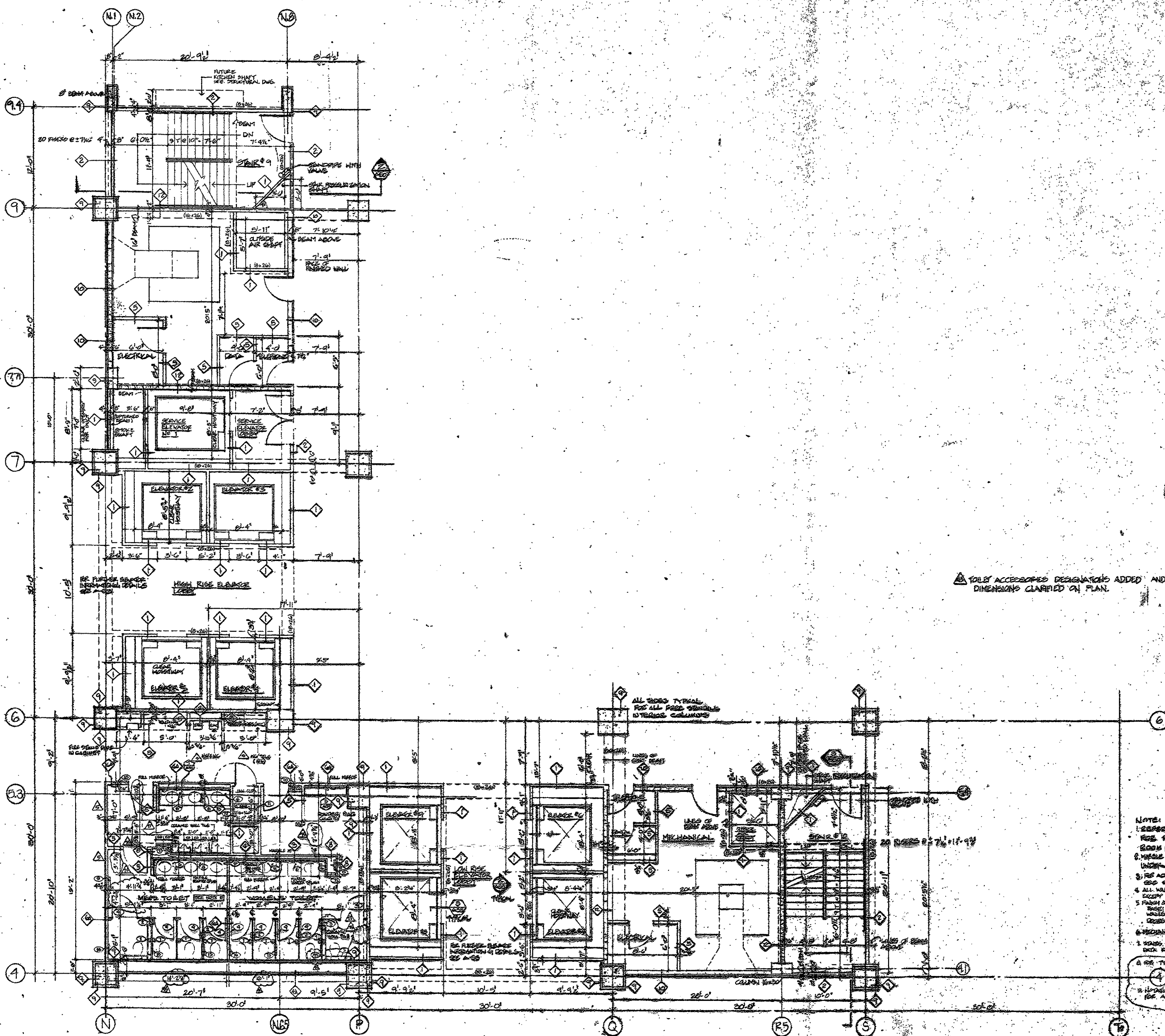
| DATE     | NO. | REVISIONS              | BY  |
|----------|-----|------------------------|-----|
| 11/11/85 | 1   | ISSUE FOR PERMIT       | ... |
| 11/11/85 | 2   | ISSUE FOR CONSTRUCTION | ... |
| 11/11/85 | 3   | ISSUE FOR CONSTRUCTION | ... |
| 11/11/85 | 4   | ISSUE FOR CONSTRUCTION | ... |
| 11/11/85 | 5   | ISSUE FOR CONSTRUCTION | ... |

**TYPICAL GARAGE CORE PLANS - SECTIONS AND DETAILS**

DESIGN: ...  
CHECKED: ...  
DATE: ...



- CONSULTANTS**
- ARCHITECTURAL**  
 BRENNAN BEER GORMAN  
 515 Madison Avenue  
 New York, N.Y. 10022  
 212-688-2400
- MECHANICAL**  
 BURTON AND WHIT ELLIOTT, INC.  
 10 North Main Street  
 West Hartford, CT 06107  
 203-236-2300
- STRUCTURAL**  
 LEV ZELIN ASSOCIATES  
 641 Avenue of the Americas  
 New York, N.Y. 10011  
 212-749-1300
- LANDSCAPE**  
 G.S. Inc.  
 129 Main Street  
 Simsbury, CT 06069  
 203-628-1550



TOILET ACCESSORIES DESIGNATIONS ADDED AND DIMENSIONS CLARIFIED ON PLAN.

- NOTE:**
1. REFER TO INDIVIDUAL FLOOR PLANS FOR ROOM & ROOM NUMBERS AND ROOM FINISHES (IDENTIFICATION THESE WILL BE FINAL FOR CONSTRUCTION UNDER PLAN)
  2. FOR ADDITIONAL NOTES & DETAILS OF HARDWARE SEE SET A-C
  3. ALL WALLS IN CORE, WITH WALL CONTAINS EXCEPT AS NOTED
  4. FINISH OF PERIMETER CORE WALLS: BASED UPON WALL CONTAINS: CROWN & FRAMES - PAINTED
  5. MECHANICAL ROOM WALLS & CEILING SHALL BE FINISHED: 1. STAIRS: ACCESS ELEVATOR LOBBY AND STAIRWAY: DEC. FLOOR SHALL BE PAINTED
  6. FOR THE ELEV. OF TOILET EQUIP. SEE "A" SHEET
  7. DIMENSIONS (AS SHOWN) ARE FOR ARCHITECTURAL USE. FOR ACTUAL SIZES, SEE STRUCTURAL DRAWINGS.

| NO. | DESCRIPTION             | DATE    |
|-----|-------------------------|---------|
| 1   | ISSUED FOR PERMIT       | 10-1-77 |
| 2   | ISSUED FOR CONSTRUCTION | 10-1-77 |
| 3   | ISSUED FOR CONSTRUCTION | 10-1-77 |
| 4   | ISSUED FOR CONSTRUCTION | 10-1-77 |
| 5   | ISSUED FOR CONSTRUCTION | 10-1-77 |
| 6   | ISSUED FOR CONSTRUCTION | 10-1-77 |
| 7   | ISSUED FOR CONSTRUCTION | 10-1-77 |
| 8   | ISSUED FOR CONSTRUCTION | 10-1-77 |
| 9   | ISSUED FOR CONSTRUCTION | 10-1-77 |
| 10  | ISSUED FOR CONSTRUCTION | 10-1-77 |

**TYPICAL OFFICE CORE PLAN**

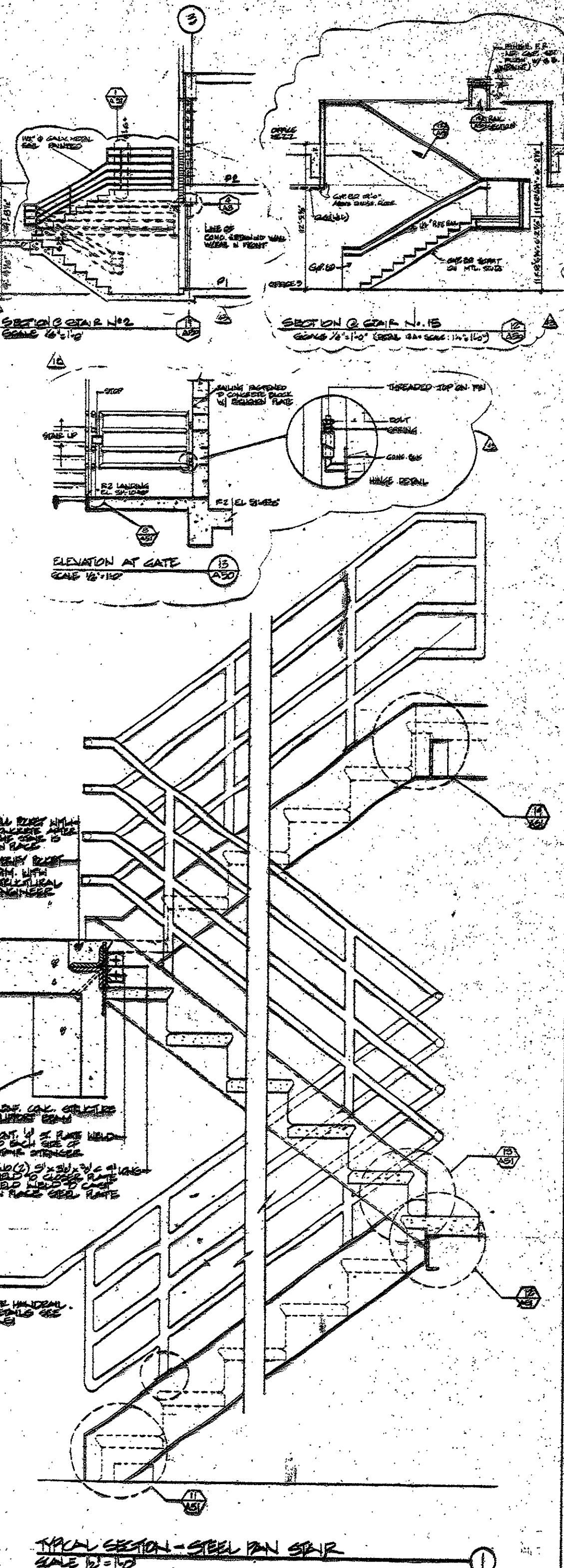
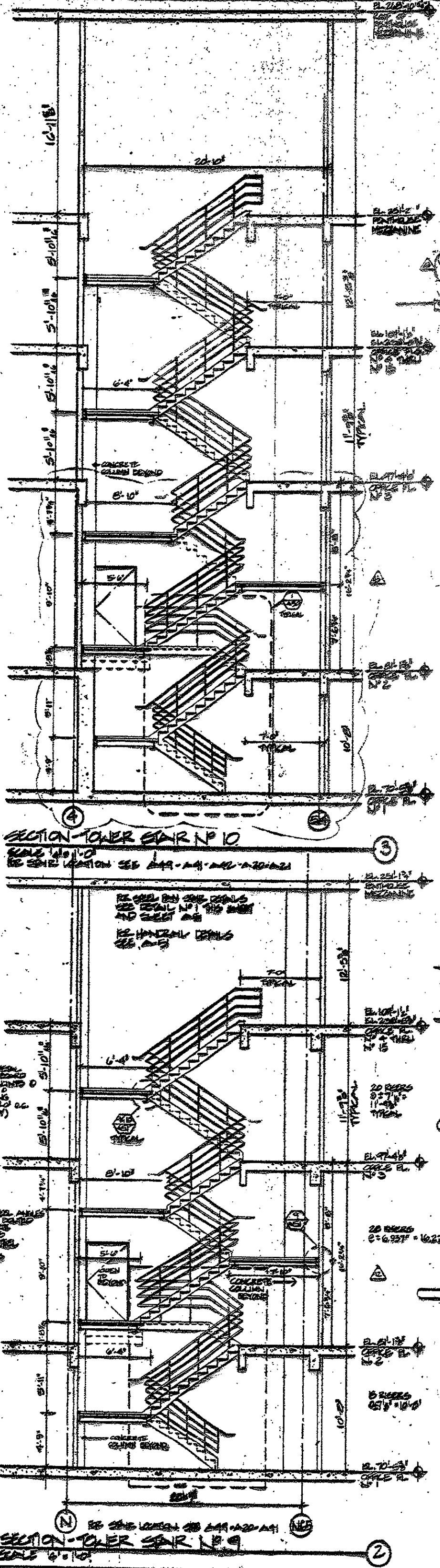
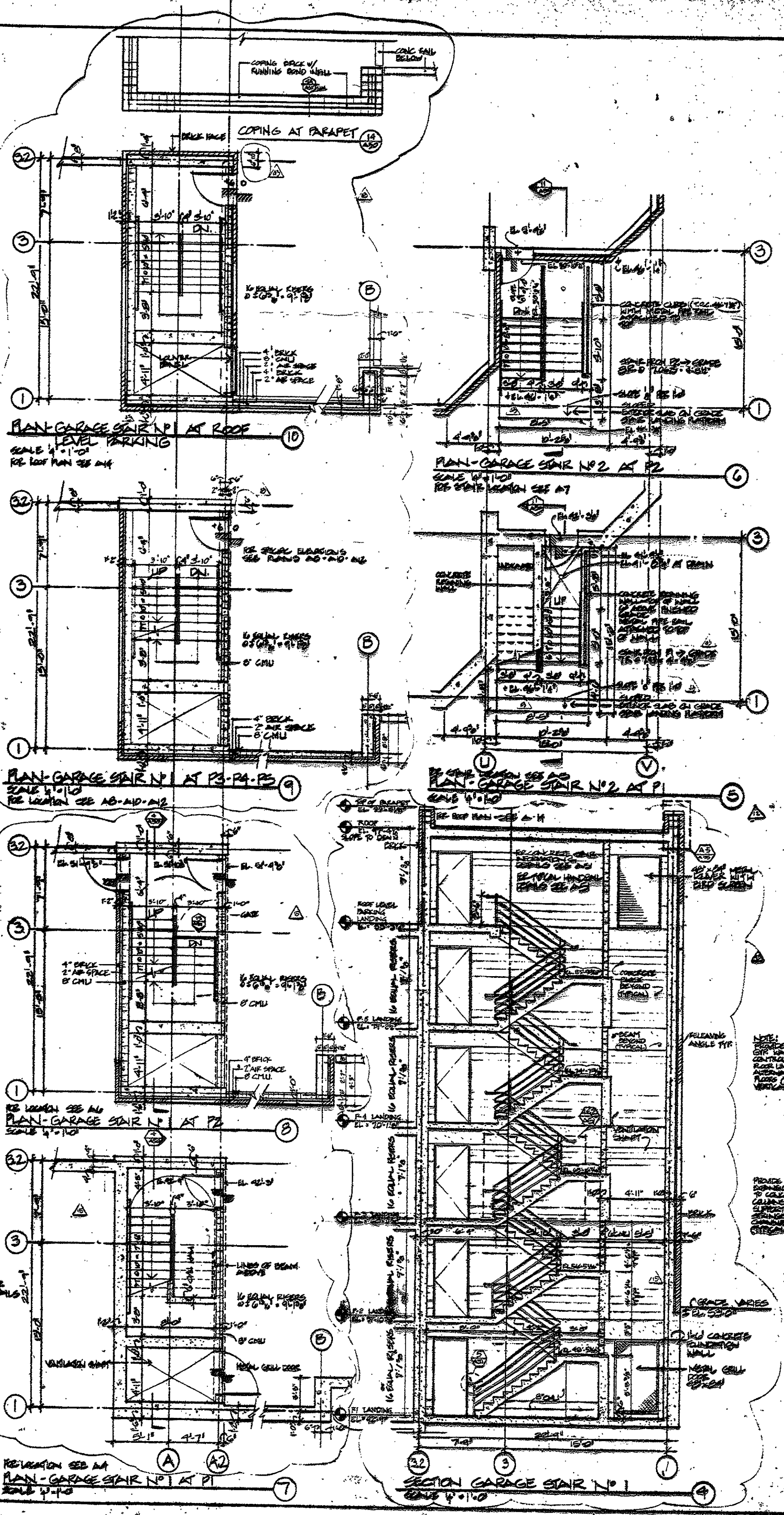
DATE: 10-1-77

BY: [Signature]

SCALE: AS SHOWN



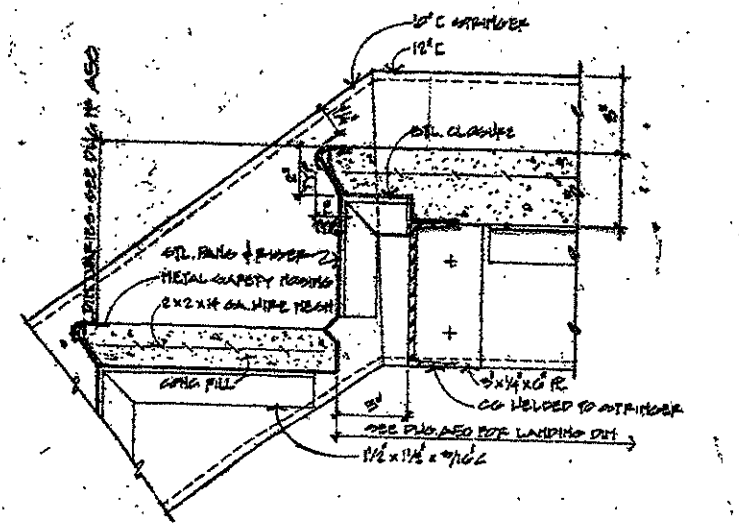
- CONSULTANTS**
- ARCHITECTURAL**  
BRENNAN DEER GORMAN  
315 Madison Avenue  
New York, N.Y. 10017  
212-687-1501
  - MECHANICAL**  
BURTON AND VAN HOUTEN INC.  
10 North Main Street  
West Hartford, CT 06107  
203-239-2265
  - STRUCTURAL**  
LEV ZETLIN ASSOCIATES  
644 Avenue of the Americas  
New York, N.Y. 10011  
212-311-1200
  - LANDSCAPE**  
CFI Inc.  
371 Washington Street  
Simsbury, CT 06069  
203-658-1502



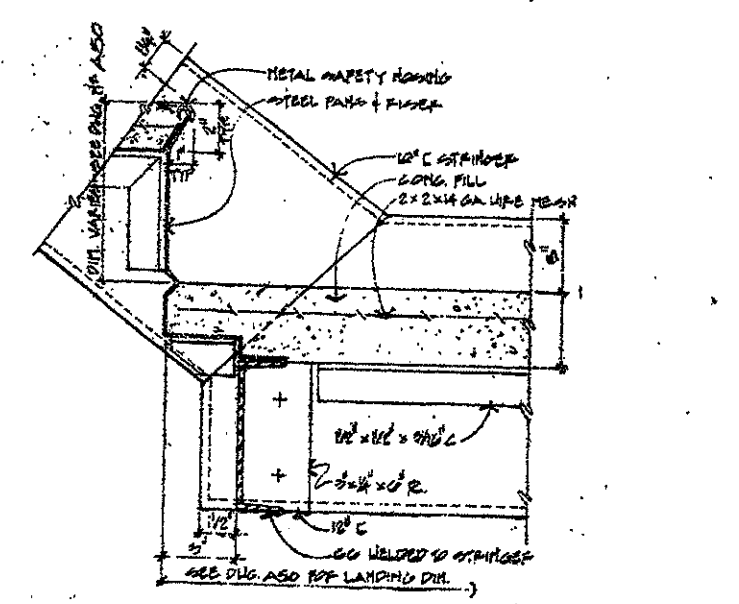
| NO. | DATE     | REVISION         |
|-----|----------|------------------|
| 1   | 11/18/78 | CONSTRUCTION SET |
| 2   | 12/12/78 | REVISIONS        |
| 3   | 01/10/79 | REVISIONS        |
| 4   | 01/10/79 | REVISIONS        |
| 5   | 01/10/79 | REVISIONS        |
| 6   | 01/10/79 | REVISIONS        |
| 7   | 01/10/79 | REVISIONS        |
| 8   | 01/10/79 | REVISIONS        |
| 9   | 01/10/79 | REVISIONS        |
| 10  | 01/10/79 | REVISIONS        |
| 11  | 01/10/79 | REVISIONS        |
| 12  | 01/10/79 | REVISIONS        |
| 13  | 01/10/79 | REVISIONS        |
| 14  | 01/10/79 | REVISIONS        |
| 15  | 01/10/79 | REVISIONS        |
| 16  | 01/10/79 | REVISIONS        |
| 17  | 01/10/79 | REVISIONS        |
| 18  | 01/10/79 | REVISIONS        |
| 19  | 01/10/79 | REVISIONS        |
| 20  | 01/10/79 | REVISIONS        |
| 21  | 01/10/79 | REVISIONS        |
| 22  | 01/10/79 | REVISIONS        |
| 23  | 01/10/79 | REVISIONS        |
| 24  | 01/10/79 | REVISIONS        |
| 25  | 01/10/79 | REVISIONS        |
| 26  | 01/10/79 | REVISIONS        |
| 27  | 01/10/79 | REVISIONS        |
| 28  | 01/10/79 | REVISIONS        |
| 29  | 01/10/79 | REVISIONS        |
| 30  | 01/10/79 | REVISIONS        |
| 31  | 01/10/79 | REVISIONS        |
| 32  | 01/10/79 | REVISIONS        |
| 33  | 01/10/79 | REVISIONS        |
| 34  | 01/10/79 | REVISIONS        |
| 35  | 01/10/79 | REVISIONS        |
| 36  | 01/10/79 | REVISIONS        |
| 37  | 01/10/79 | REVISIONS        |
| 38  | 01/10/79 | REVISIONS        |
| 39  | 01/10/79 | REVISIONS        |
| 40  | 01/10/79 | REVISIONS        |
| 41  | 01/10/79 | REVISIONS        |
| 42  | 01/10/79 | REVISIONS        |
| 43  | 01/10/79 | REVISIONS        |
| 44  | 01/10/79 | REVISIONS        |
| 45  | 01/10/79 | REVISIONS        |
| 46  | 01/10/79 | REVISIONS        |
| 47  | 01/10/79 | REVISIONS        |
| 48  | 01/10/79 | REVISIONS        |
| 49  | 01/10/79 | REVISIONS        |
| 50  | 01/10/79 | REVISIONS        |

**STAIR PLANS & SECTIONS**

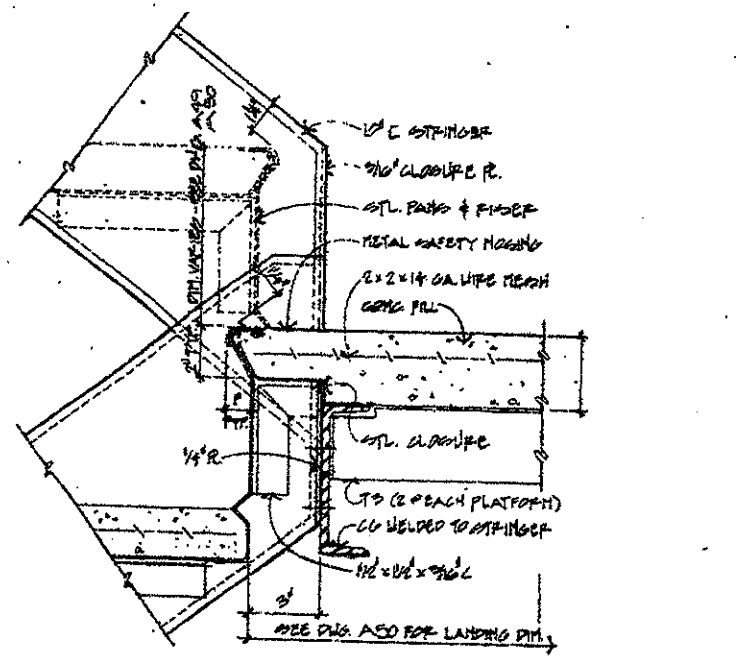




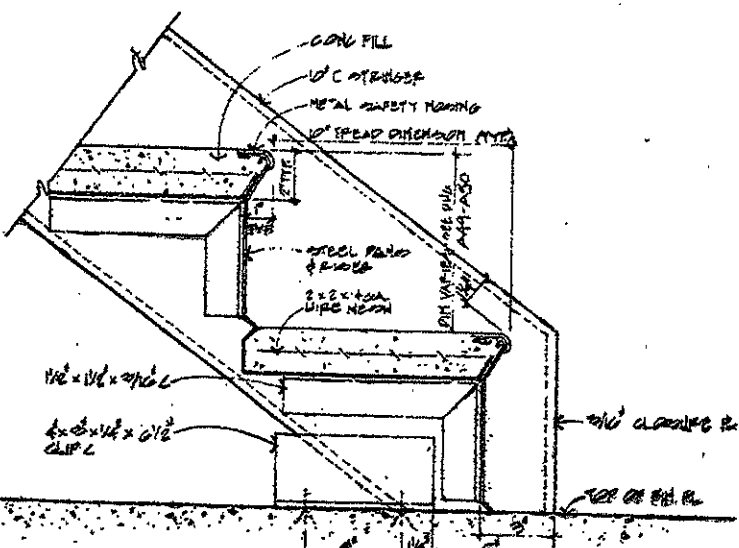
14 DOWN STRADDLER OF WALL



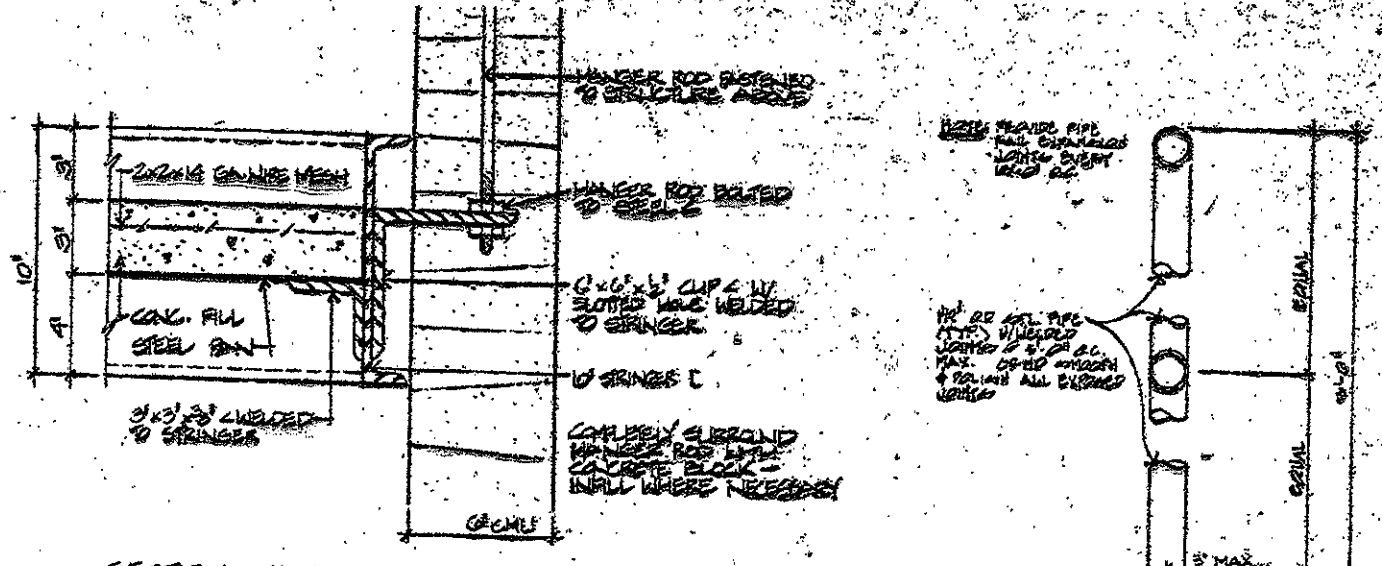
13 UP STRADDLER OF WALL



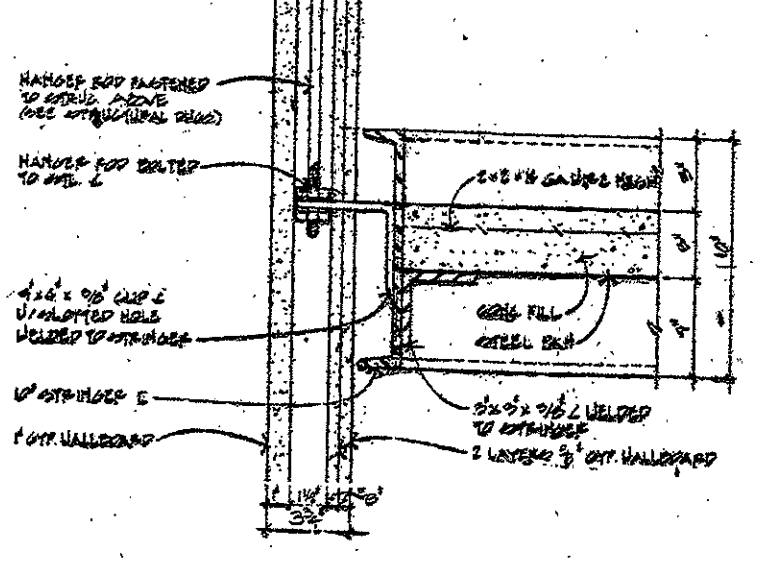
12 INSIDE STRADDLER OF INTERMEDIATE LANDING



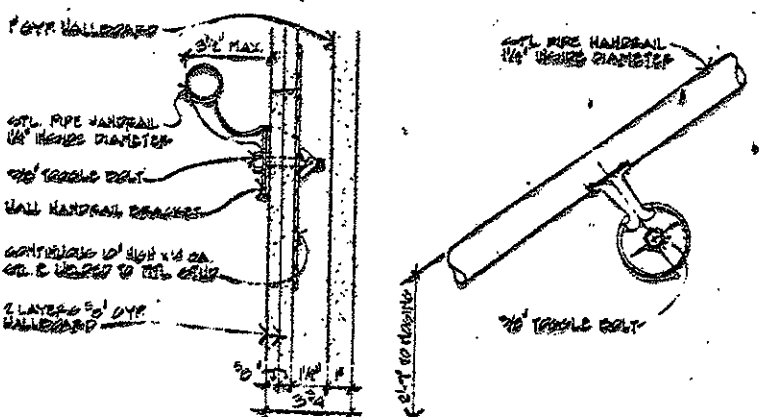
11 BOTTOM FLOOR LANDING



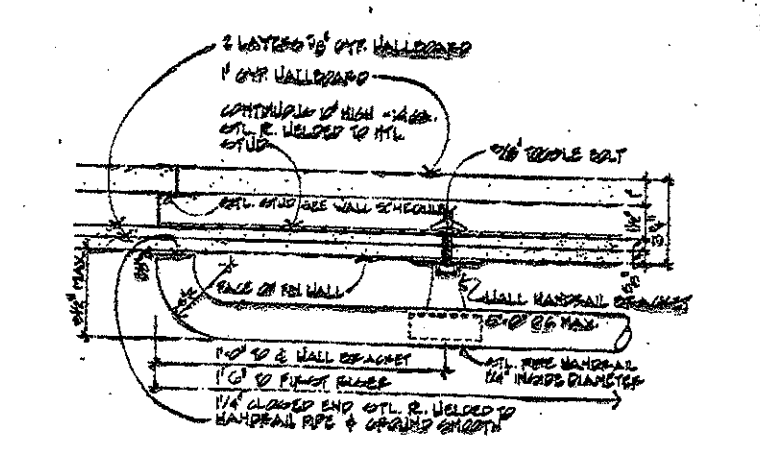
10 SECTION - SUPPORT HANGER



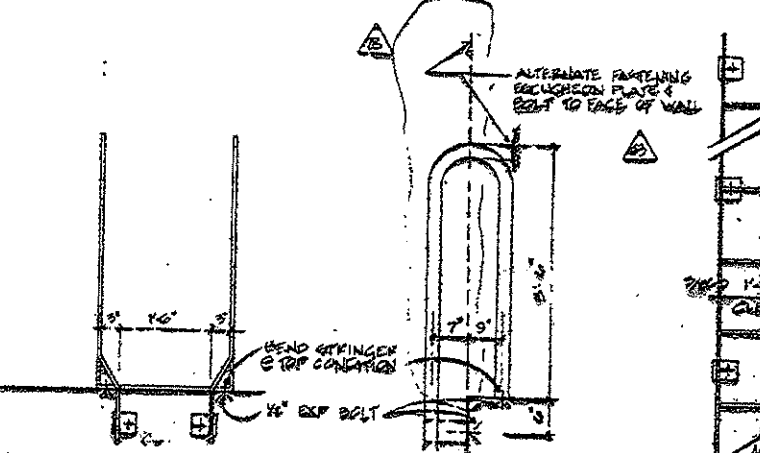
9 SECTION - SUPPORT HANGER




6 SECTION TYPICAL WALL MOUNTED HANDRAIL DETAILS



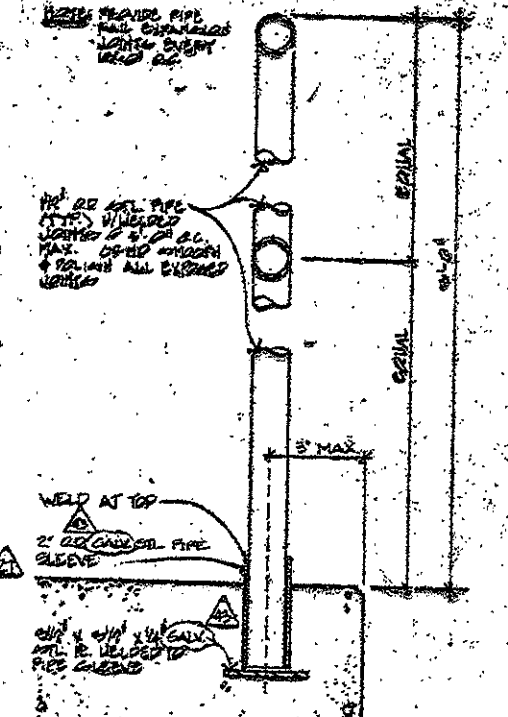
5 PLAN - TYPICAL WALL MOUNTED HANDRAIL RETURN



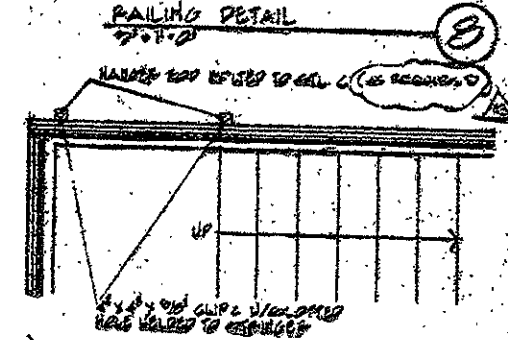
12 ELEVATION STEEL LADDER TOP CONDITION & GLAD



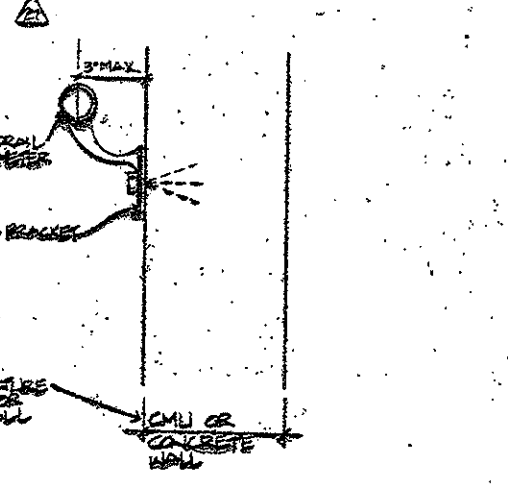
12 SECTION STEEL LADDER WALL MOUNTED TOP CONDITION



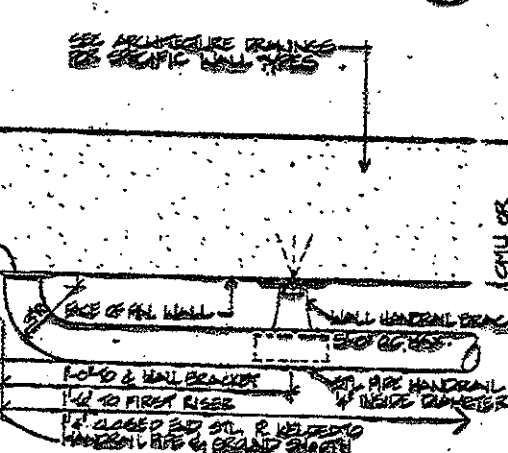
7 PLAN VIEW - SUPPORT HANGER



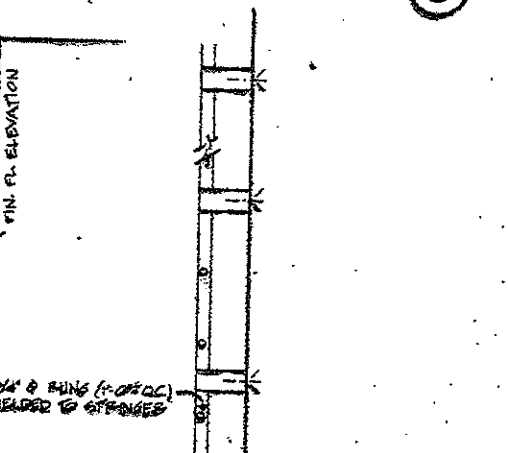
8 RAILING DETAIL



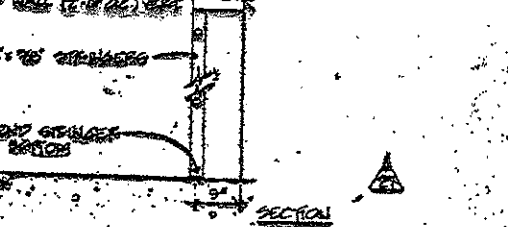
6 SECTION



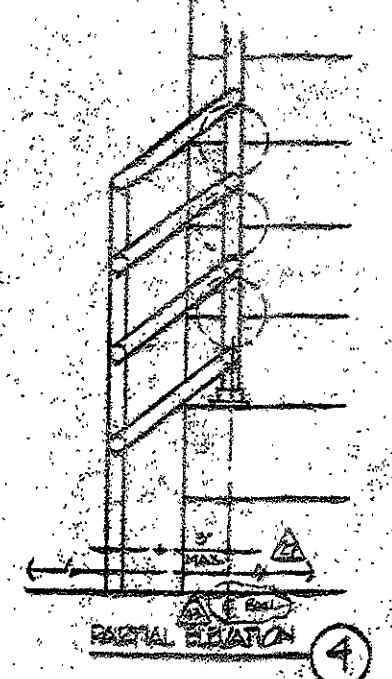
5 PLAN



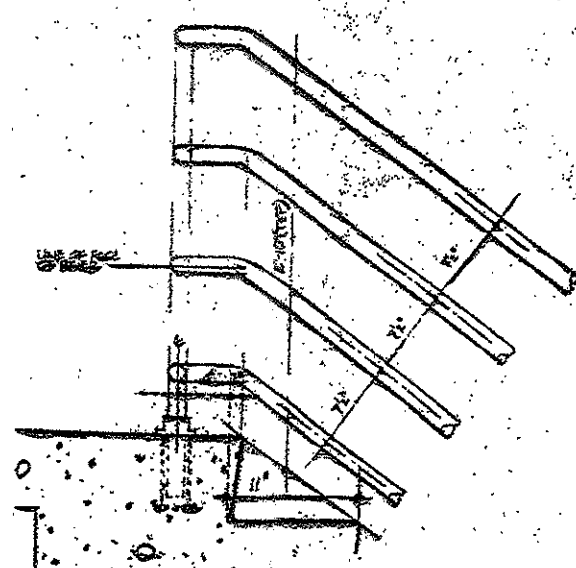
12 ELEVATION



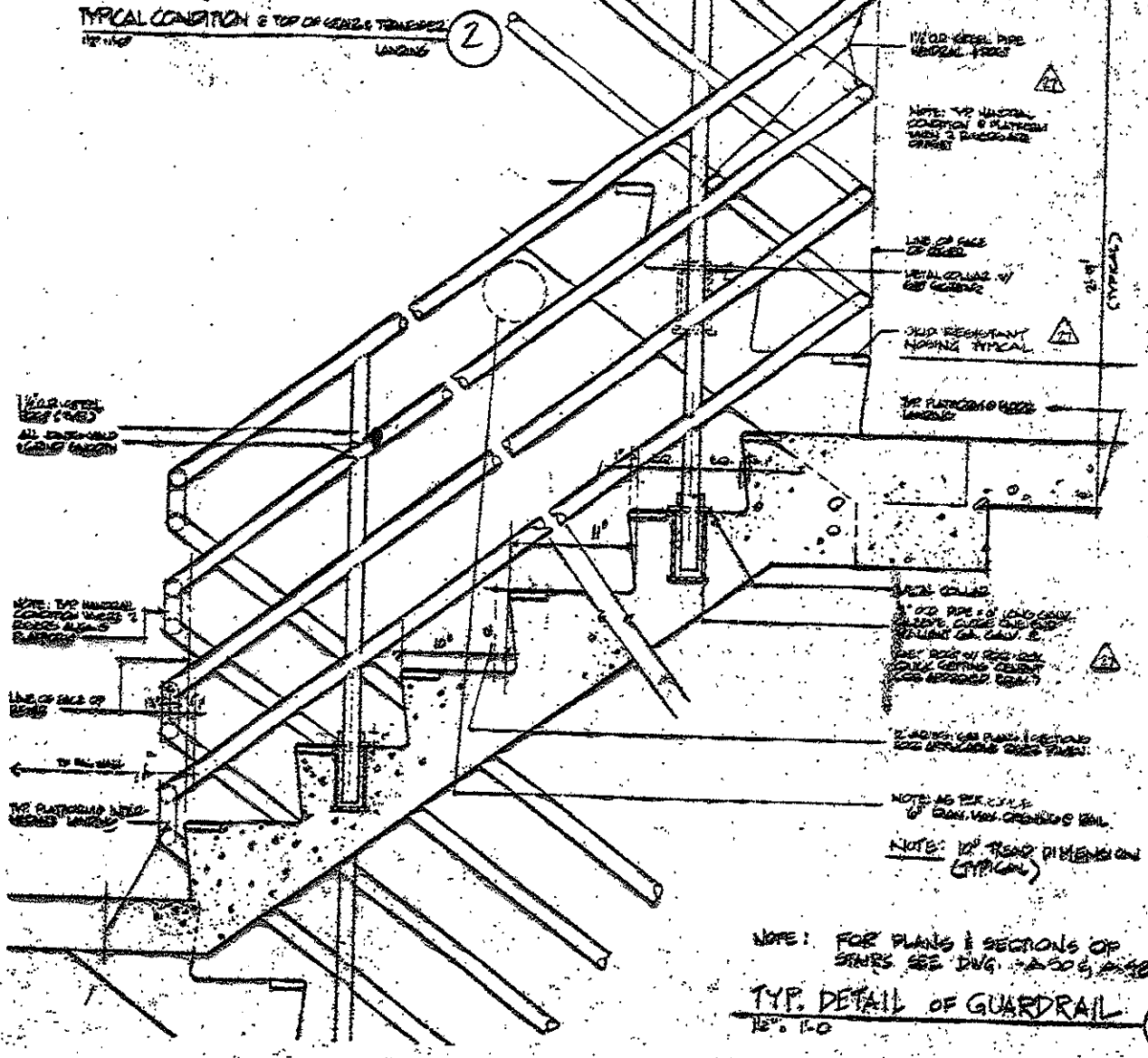
12 SECTION



4 TYPICAL CONDITION @ TOP OF HANDRAIL



2 TYPICAL CONDITION @ TOP OF HANDRAIL



1 TYP. DETAIL OF GUARDRAIL

NOTE: FOR PLANS & SECTIONS OF STAIRS SEE DWG. 1000000000

**BECKET**  
WELTON BECKET ASSOCIATE  
ARCHITECTS  
AND ENGINEERS  
100 South Main Street  
Hartford, CT 06103  
TELEPHONE: 860-525-1100

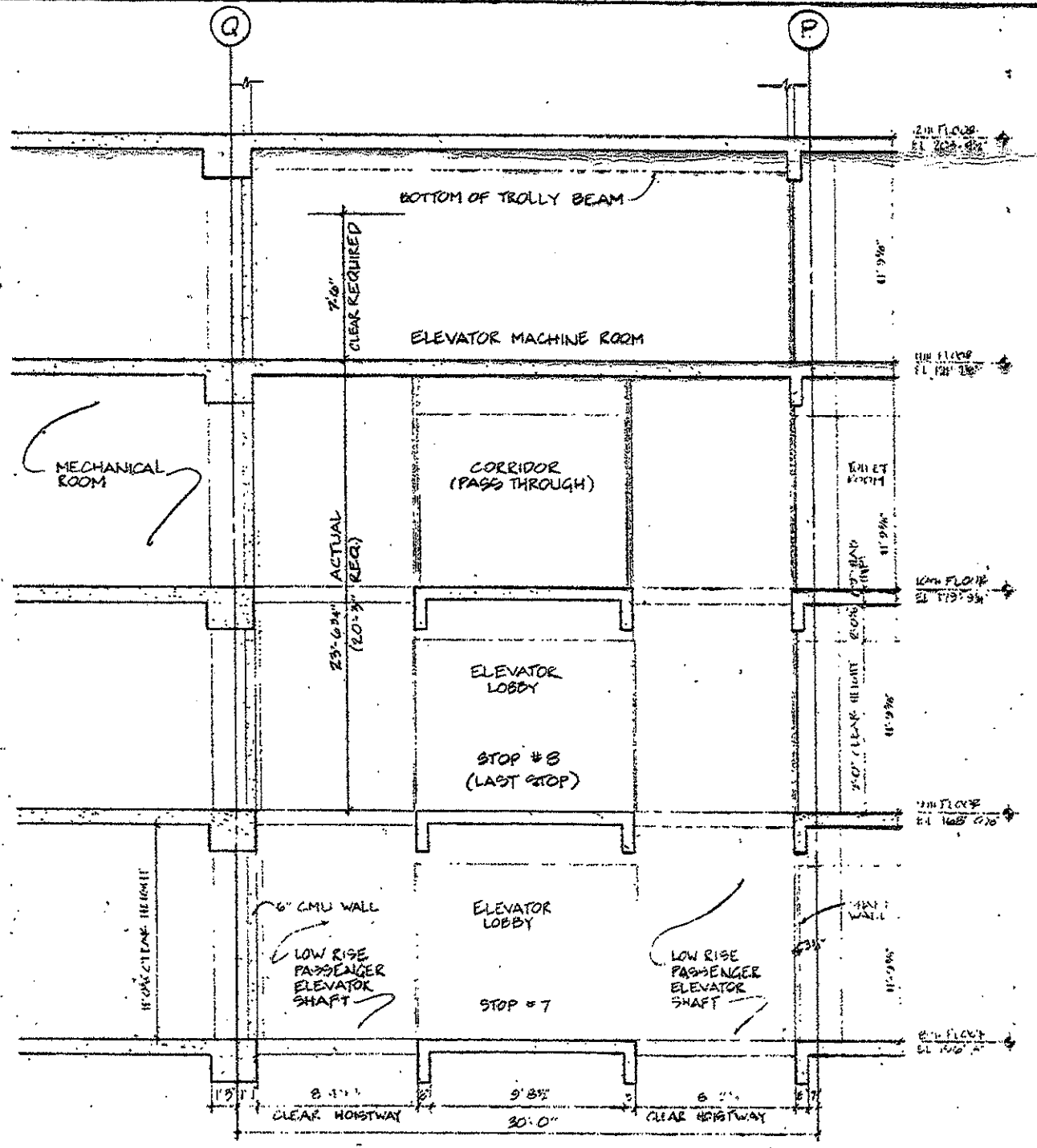
**XEROX CENTRI**  
HARTFORD  
CONNECTICUT  
XEROX-HARTFORD  
ASSOCIATES

**CONSULTANTS**  
**ARCHITECTURAL**  
BRENNAN BERRY GORMAN  
55 Madison Avenue  
New York, N.Y. 10022  
212-685-3500  
**MECHANICAL**  
BUREN/ANDERSON/ROUTES/INC.  
8 North Main Street  
Hartford, CT 06102  
203-556-3400  
**STRUCTURAL**  
LEV ZETLIN ASSOCIATES  
60 Avenue of the Americas  
New York, N.Y. 10011  
212-685-1000  
**LANDSCAPE**  
CRP Inc.  
100 Washington Street  
Stamford, CT 06907  
203-358-1800

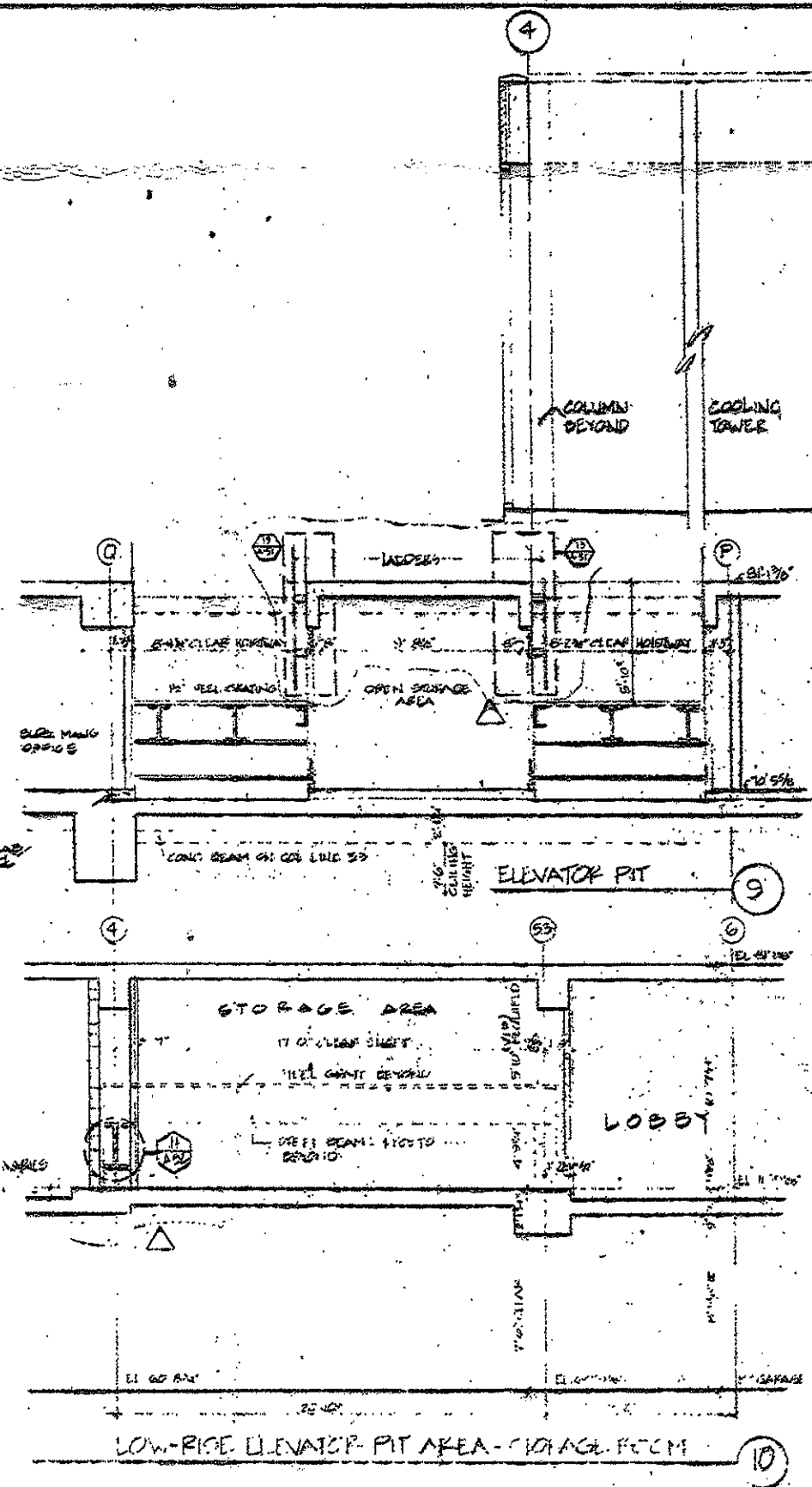
|              |             |
|--------------|-------------|
| DATE         | DESCRIPTION |
| JUL - 8 1988 | REVISED     |
|              |             |
|              |             |
|              |             |

**STAIR DETAILS**  
DRAWN  
CHECKED  
DATE  
JOB NO. 1000000000

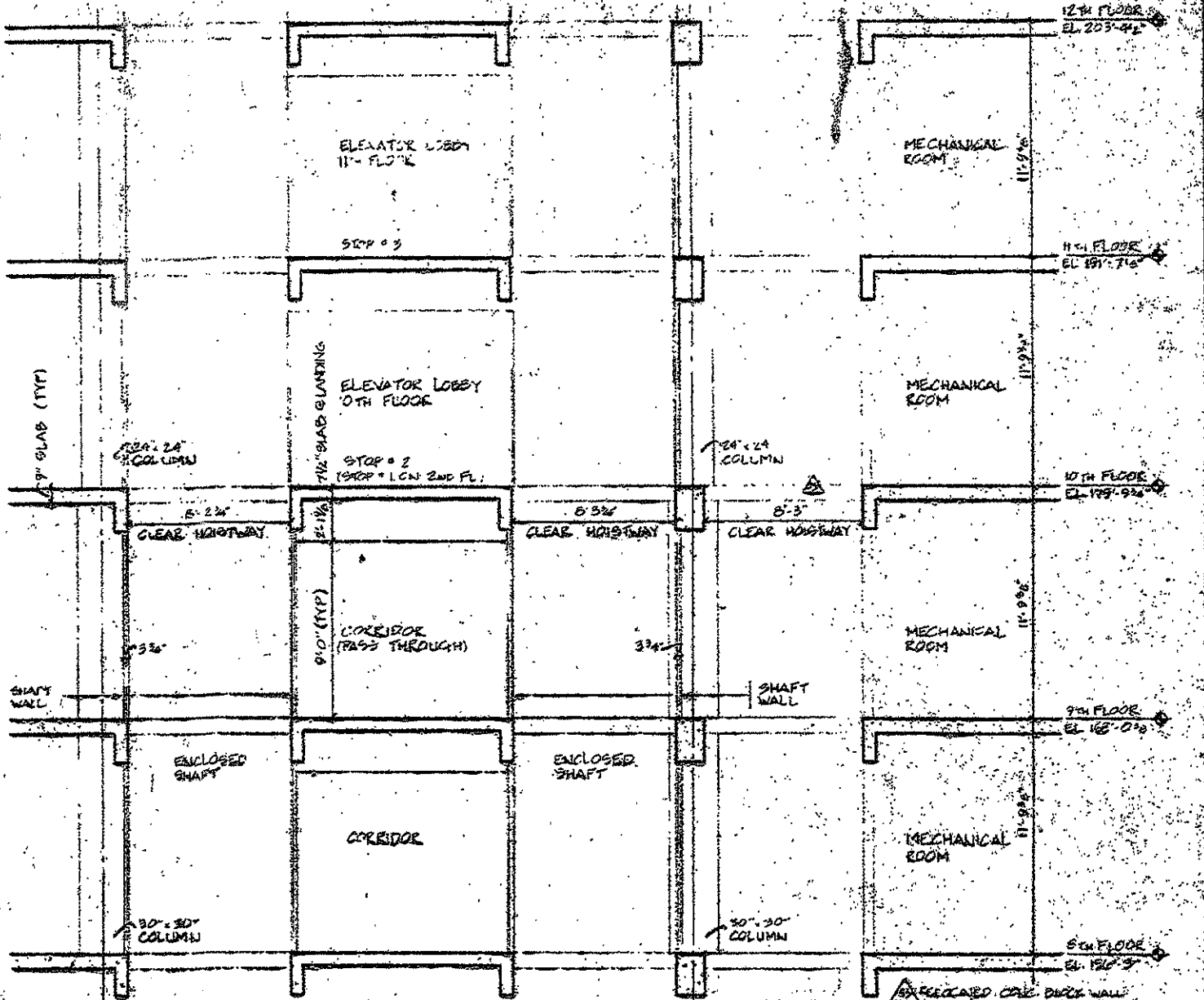




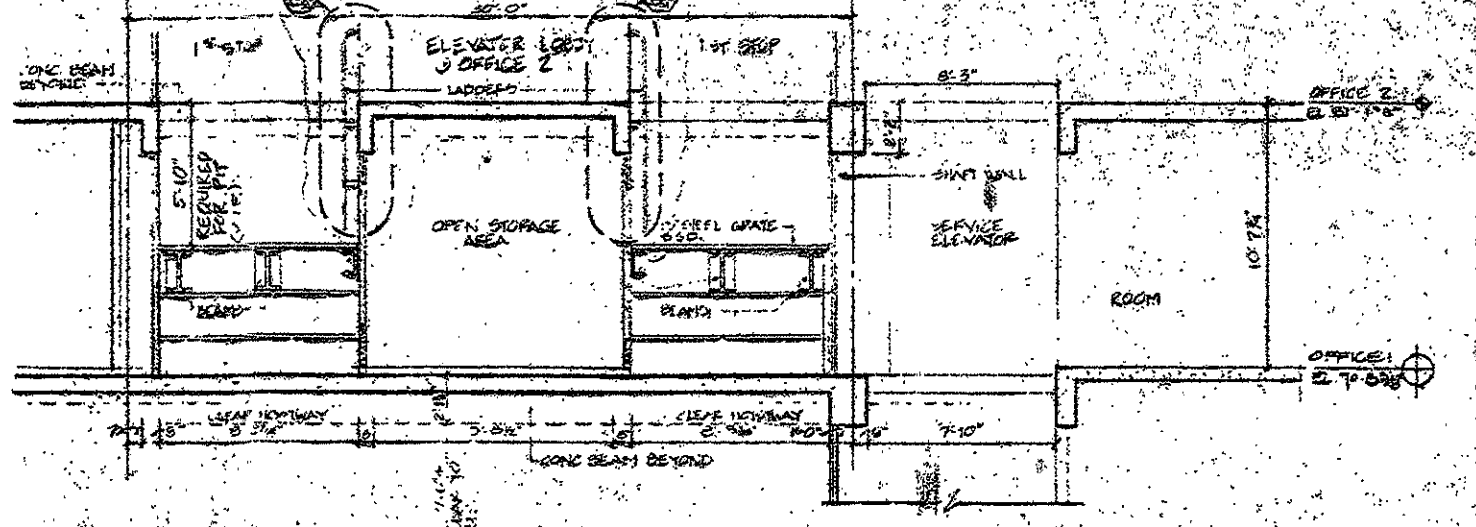
SECTION - LOW RISE ELEVATOR MACHINE ROOM (4)




SECTION - HIGH RISE SERVICE ELEVATORS: MACHINE ROOM (3)



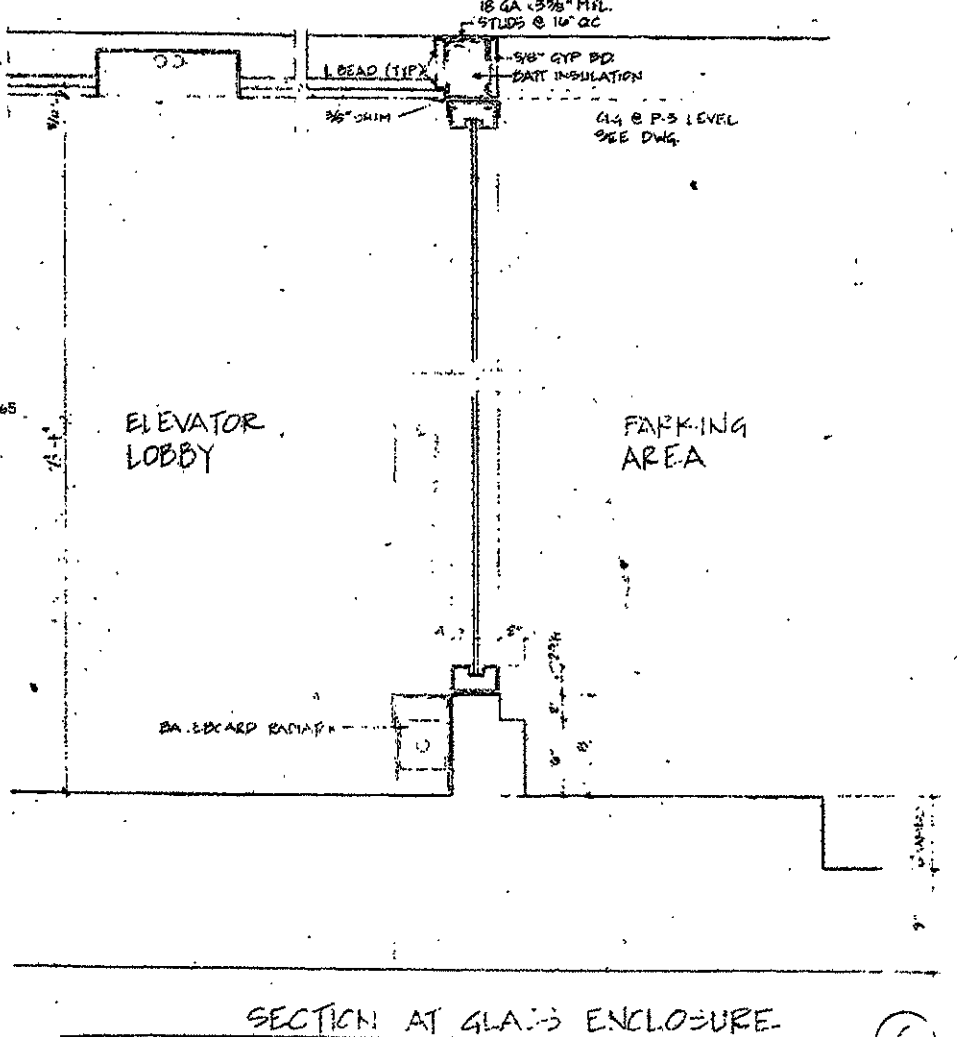
SECTION - HIGH RISE SERVICE ELEVATORS: MID-SECTION (2)



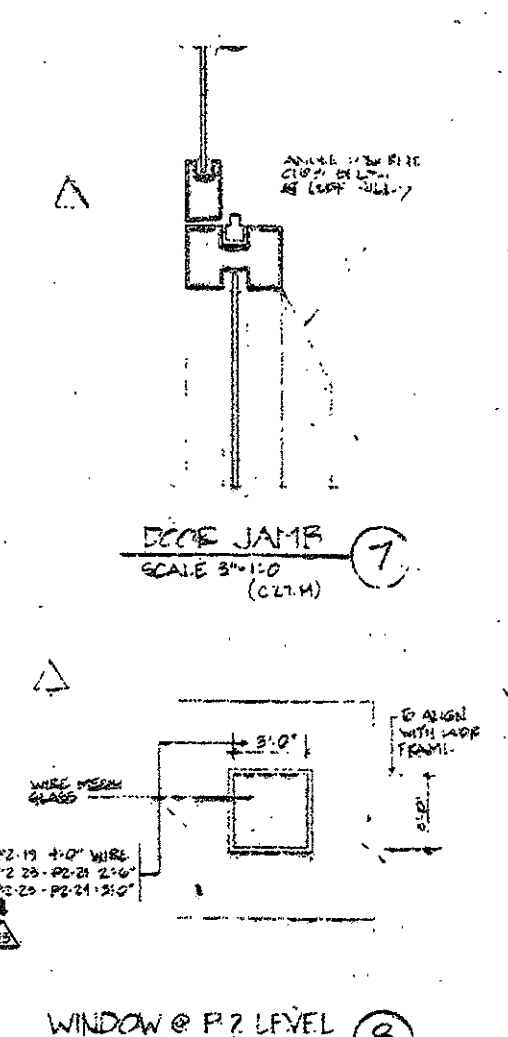
SECTION - HIGH RISE AND SERVICE ELEVATOR PIT AREA (1)



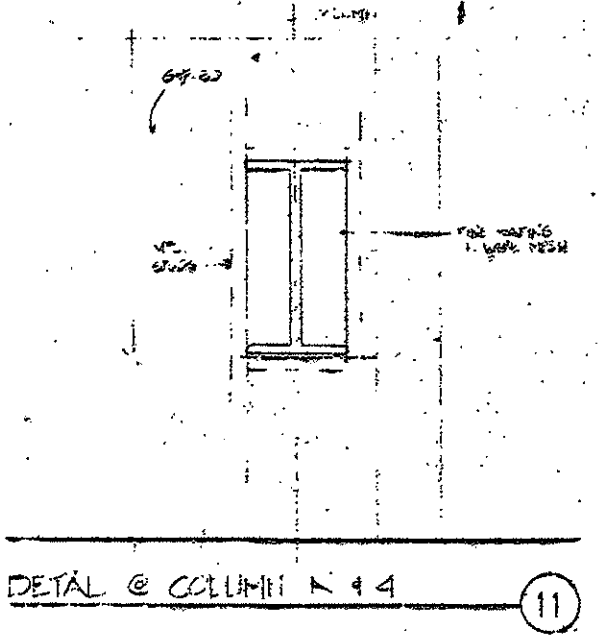
ELEVATION: GARAGE ELEVATOR LOBBY (5)



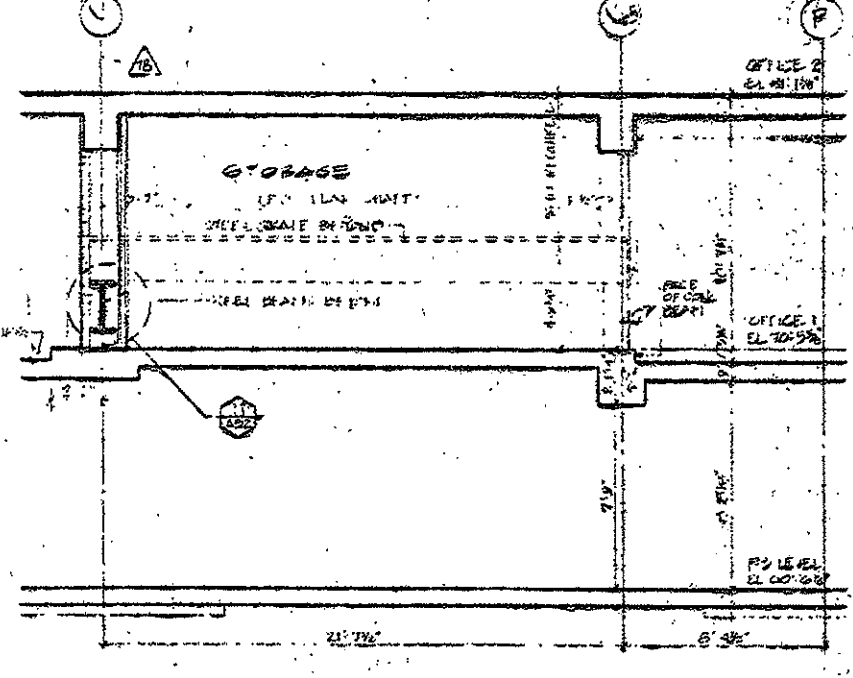
SECTION AT GLASS ENCLOSURE (6)



WINDOW @ P2 LEVEL (8)

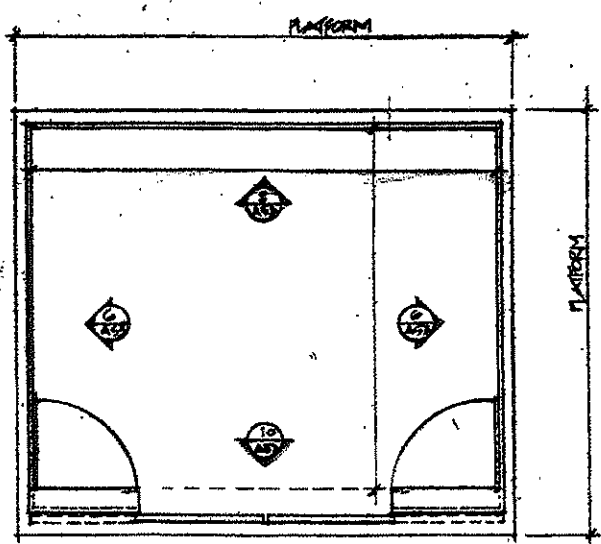


DETAIL @ COLUMN N 44 (11)

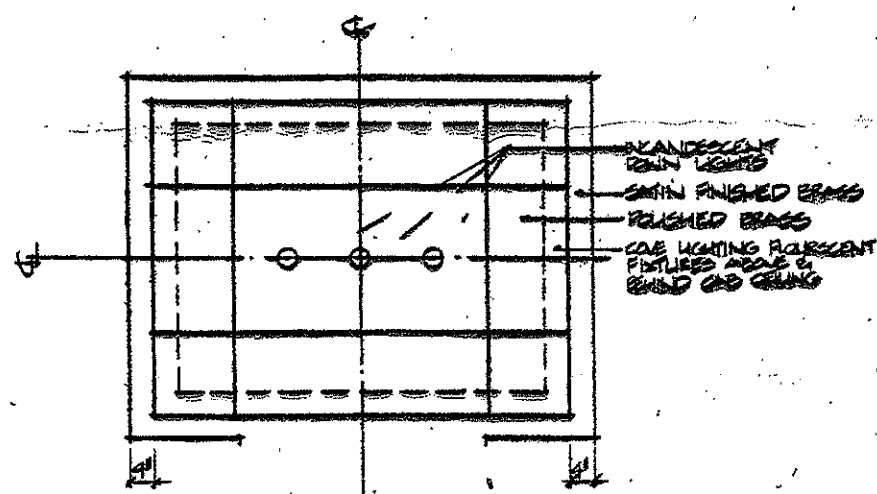


STORAGE AREA @ HIGH RISE ELEVATOR PIT (12)

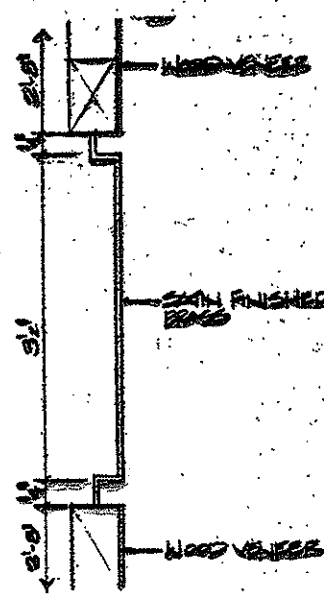




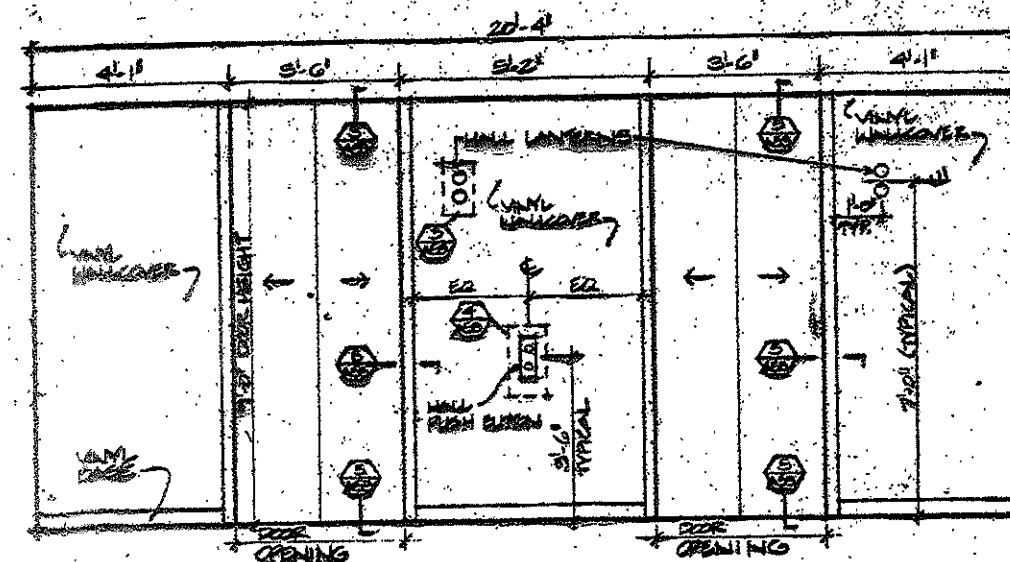
PLAN - LOW & HIGH RISE PASSENGER ELEV. SCALE 3/4" = 1'-0"



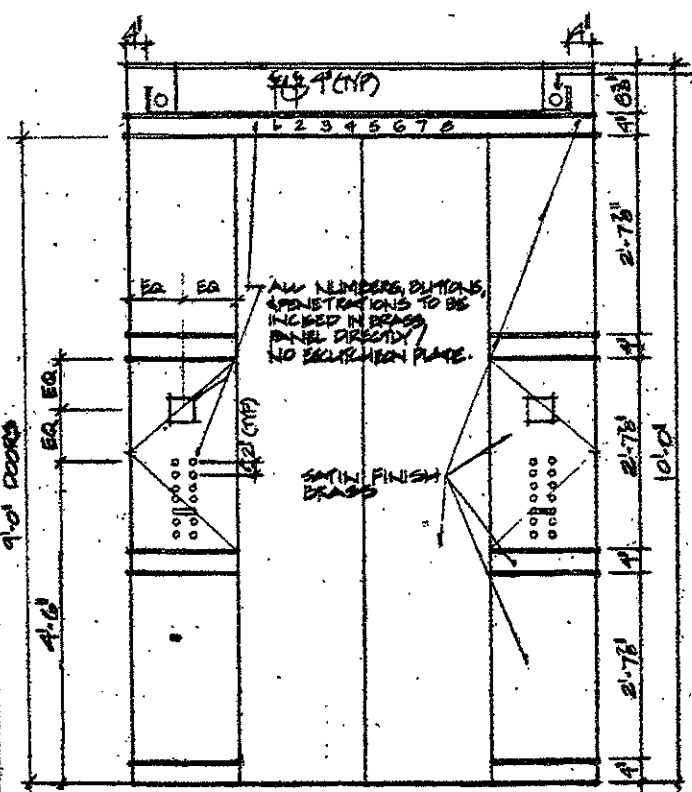
REFLECTED CEILING PLAN SCALE 3/4" = 1'-0"



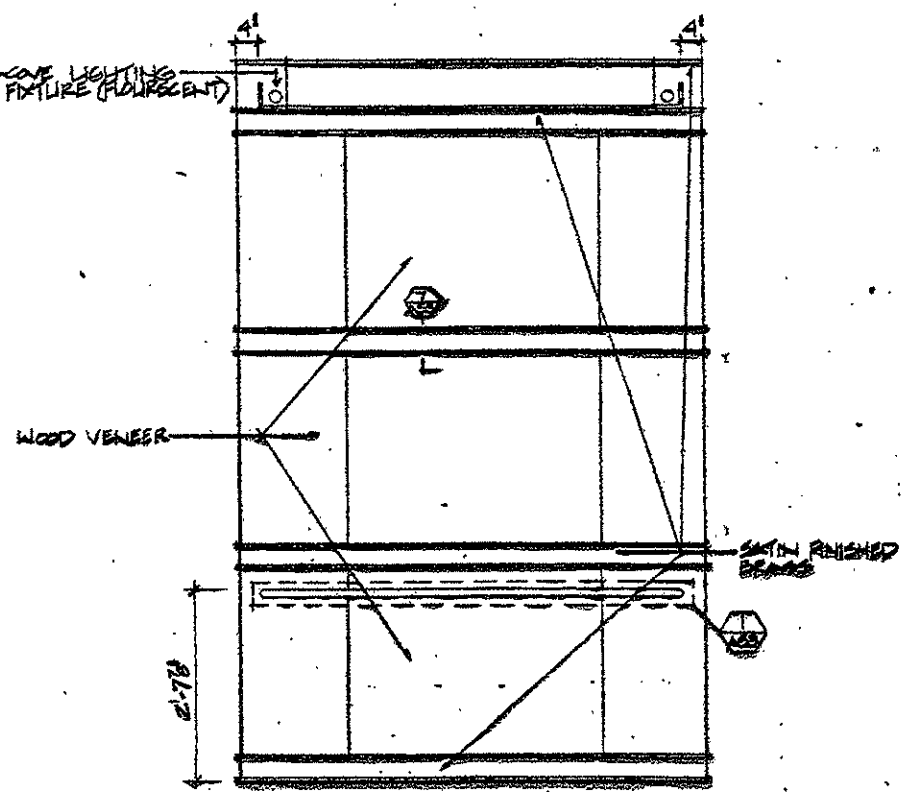
SECTION THRU BRASS TRIM FULL SCALE



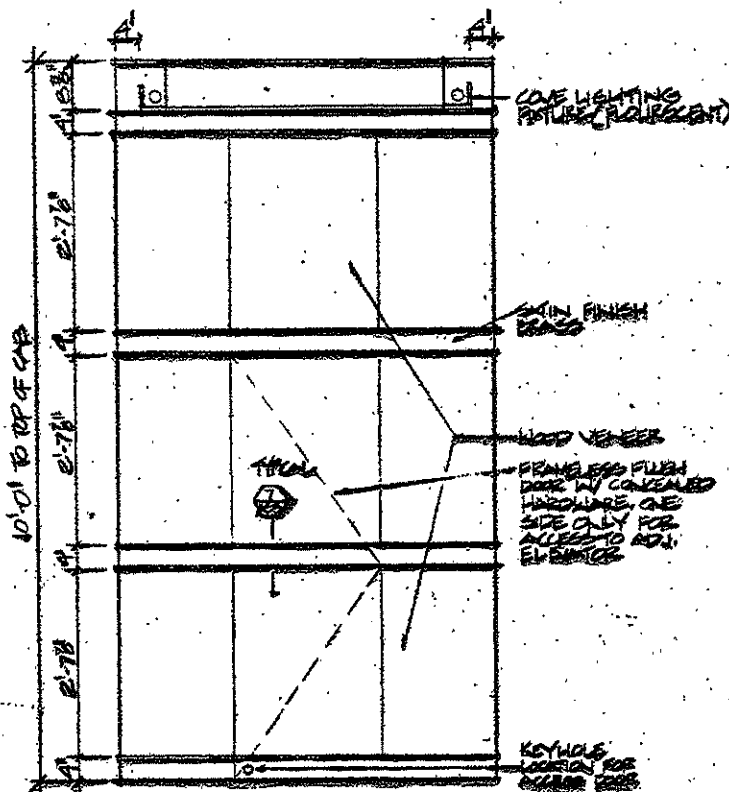
TYPICAL LOW & HIGH RISE ELEVATOR LOBBY ELEVATION (3RD THRU 15TH FLOORS) SCALE 3/8" = 1'-0"



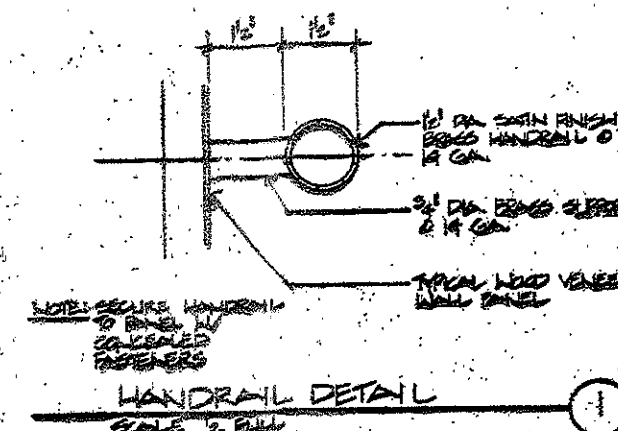
FRONT ELEVATION - SCALE 3/4" = 1'-0"



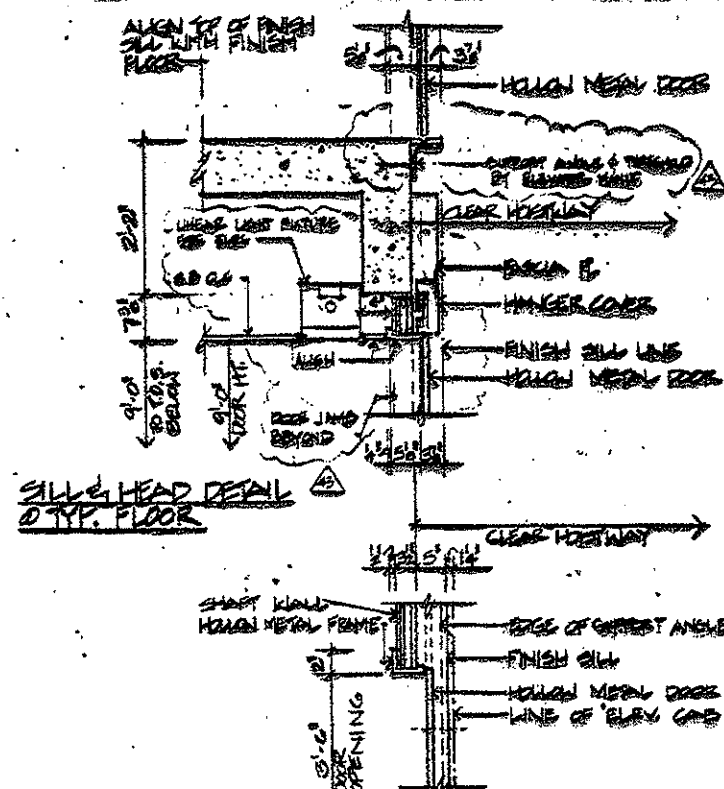
REAR ELEVATION SCALE 3/4" = 1'-0"



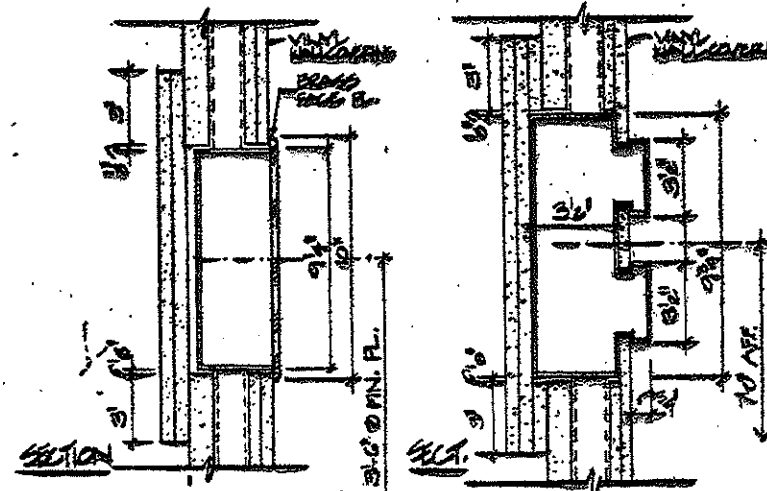
SIDE ELEVATION SCALE 3/4" = 1'-0"



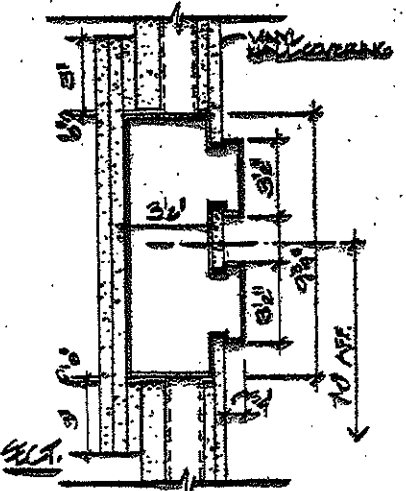
HANDRAIL DETAIL SCALE 1/2" = 1'-0"



FRAME DETAILS OF TYPICAL FLOORS SCALE 3/4" = 1'-0"



PUSHBUTTON IN GYP. BD. SCALE 1/2" = 1'-0"



LANTERN IN GYP. BD. SCALE 1/2" = 1'-0"

**GENERAL NOTES:**

1. THE HIGHEST BUTTON TO BE 4'-0" FROM THE FINISH FLOOR. THE BUTTONS AND THE RAISED CHARLS SHOULD INCLUDE HIGH-CONTRAST PATTERN IN ADDITION TO ANY BRAILLE. EMERGENCY PHONE SYSTEMS SHOULD BE DESIGNED TO

AS TO ACCOMMODATE PERSONS WITH HEARING IMPAIRMENTS OR SPEECH IMPAIRMENTS, THE EMERGENCY CALL MUST BE TRANSMITTABLE AND RECEIVABLE WITHOUT VOICE COMMUNICATION. PROVIDE A LIGHT SYSTEM THAT ILLUMINATES THE CALLER WHEN

A CALL HAS BEEN RECEIVED BY SECURITY PERSONNEL

2. ELEVATOR CONTROL PANELS TO BE RECESSED BEHIND SATIN FINISH BRASS PANELS WITH CHARLS FOR

CONTROL BUTTONS AND SIGN PANEL BUTTONS

3. FOR ADDITIONAL INFORMATION SEE DRAWINGS ANE-1 AND ANE-2

4. PROVIDE DIMMER SWITCHES FOR CAB LIGHTING PER INT. SPEC.

5. ELEVATOR CAB PLATFORM BEAMS (4x4)  
 A. GARAGE ELEVATORS (ELEV. NO. 1 & 10) - 11'-0" x 21'-0"  
 B. SERVICE ELEVATOR (ELEV. NO. 1) - 21'-0" x 21'-0"  
 C. OTHER ELEVATORS (ELEV. NO. 2, 3, 4, 5, 6, 7, 8, 9) - 10'-0" x 21'-0"

**BECKET**  
 WELTON BECKET ASSOCIATE  
 ARCHITECTS  
 AND ENGINEERS  
 100 PARK ST.  
 HARTFORD, CONNECTICUT 06103  
 TEL: (603) 252-1100  
 FAX: (603) 252-1101

**XEROX CENTRAL**  
 HARTFORD  
 CONNECTICUT

XEROX-HARTFORD  
 ASSOCIATES

**CONSULTANTS**

**ARCHITECTURAL**  
 BRENNAN BEER GORMAN  
 315 Madison Ave. 2nd  
 New York, NY 10017  
 212-852-1501

**MECHANICAL**  
 BURTON AND VAN KOUTEN, INC.  
 40 North Main Street  
 West Hartford, CT 06107  
 203-236-2300

**STRUCTURAL**  
 LEV ZETLIN ASSOCIATES  
 60 Avenue of the Americas  
 New York, NY 10011  
 212-761-1300

**LANDSCAPE**  
 C&S INC.  
 574 Housatonic Street  
 Simsbury, CT 06070  
 203-638-1588

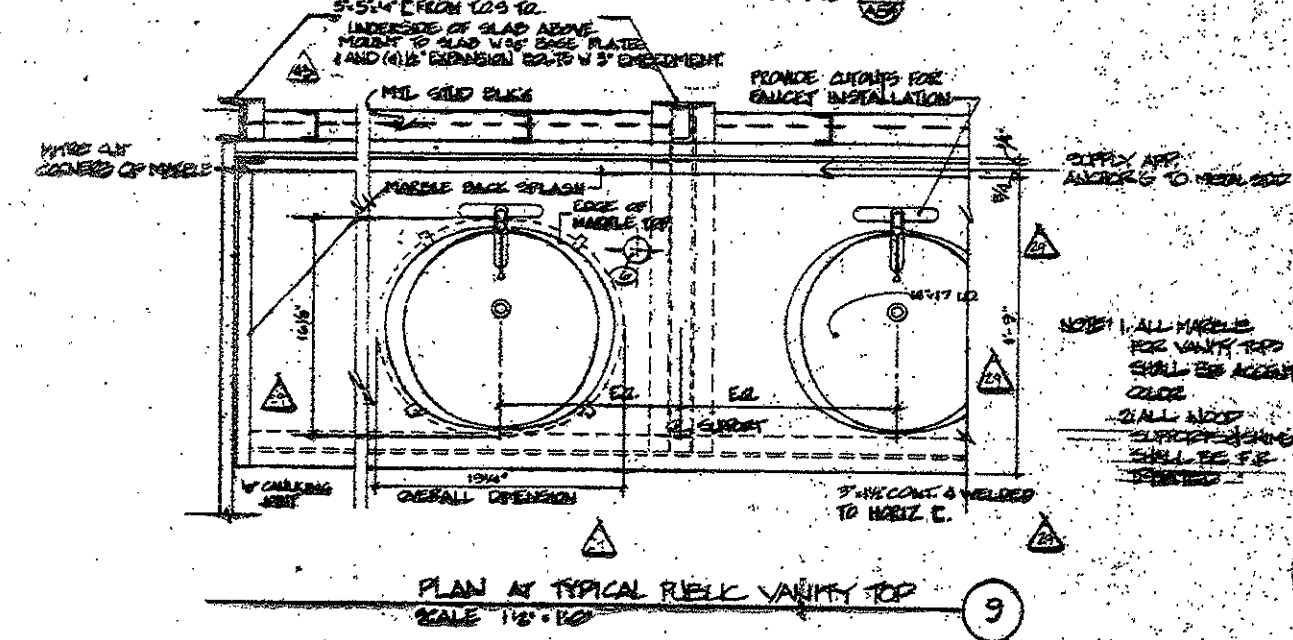
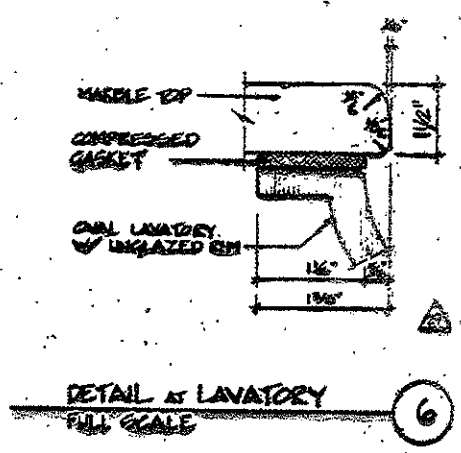
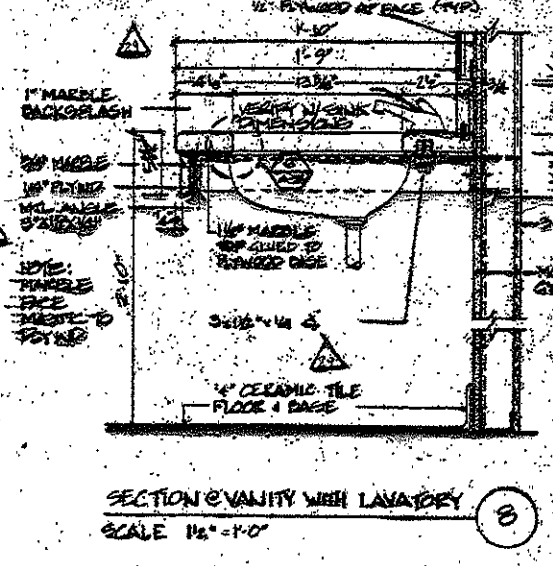
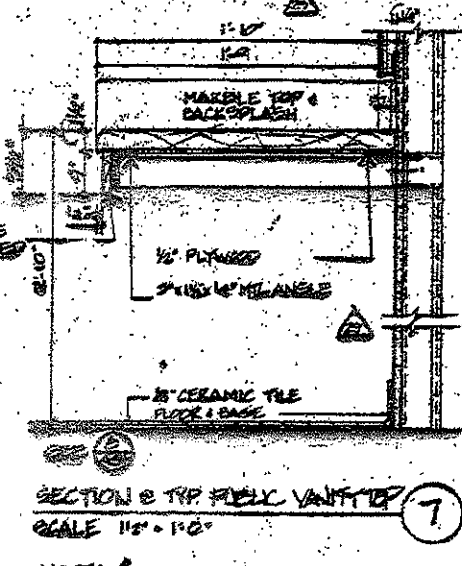
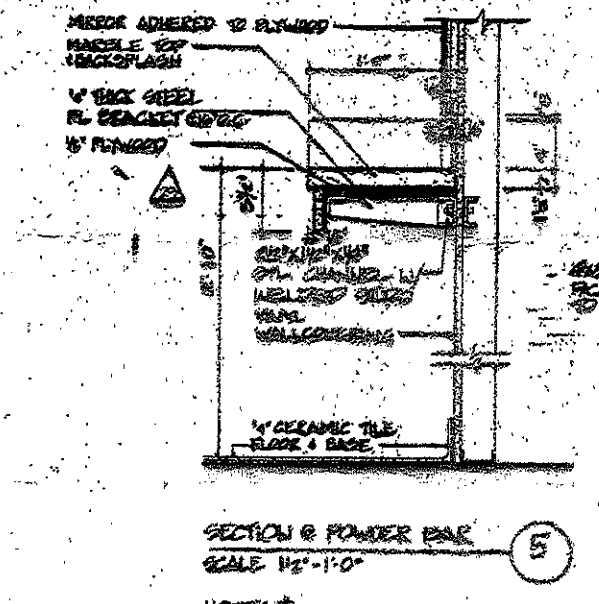
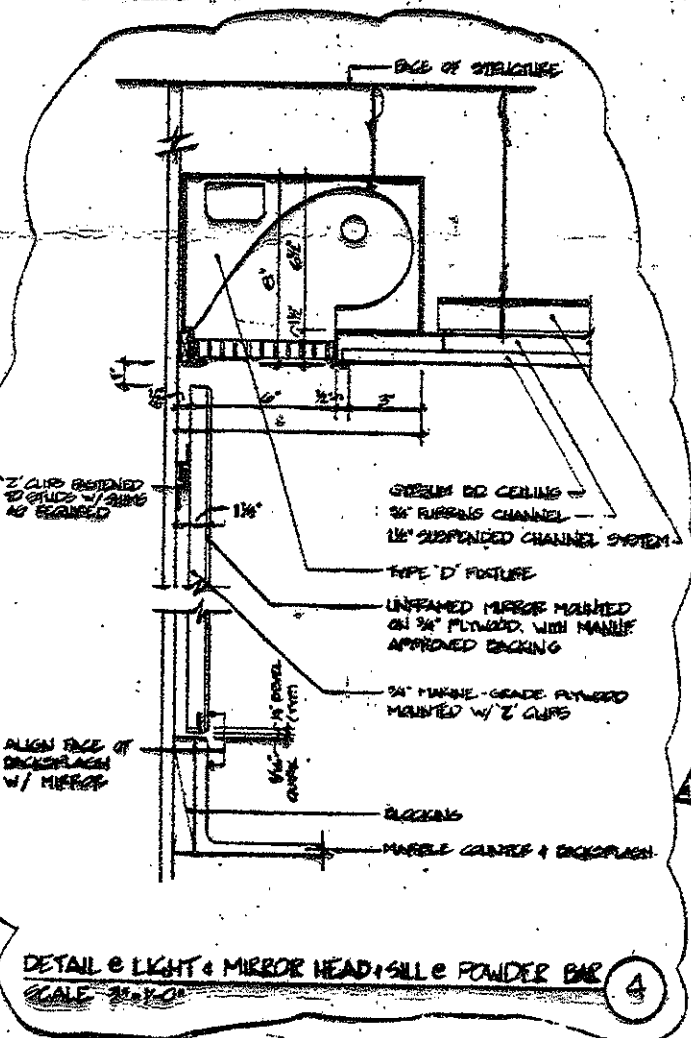
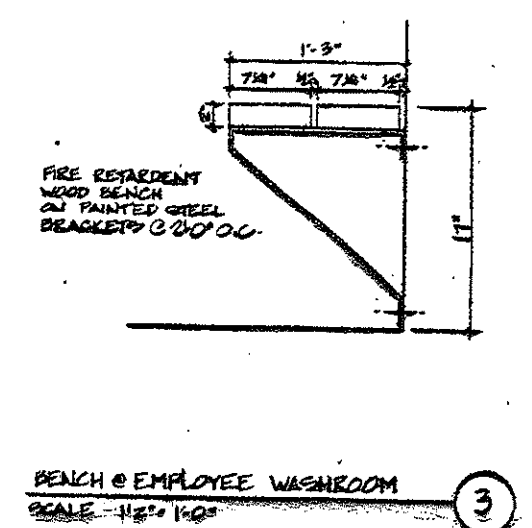
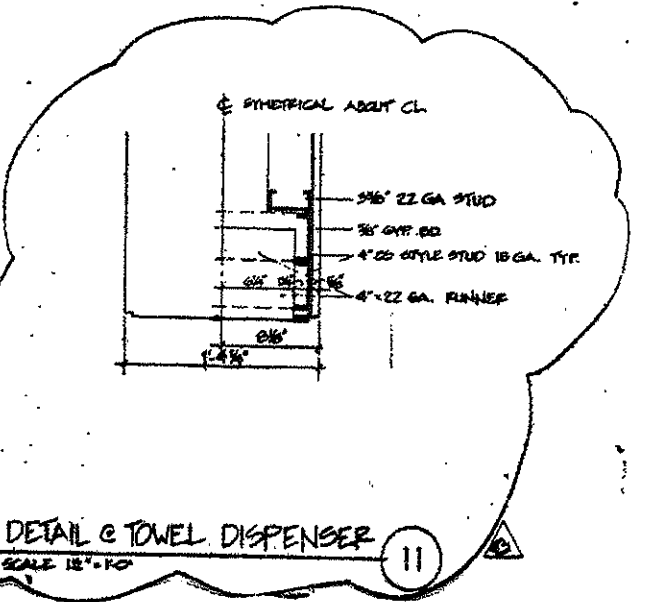
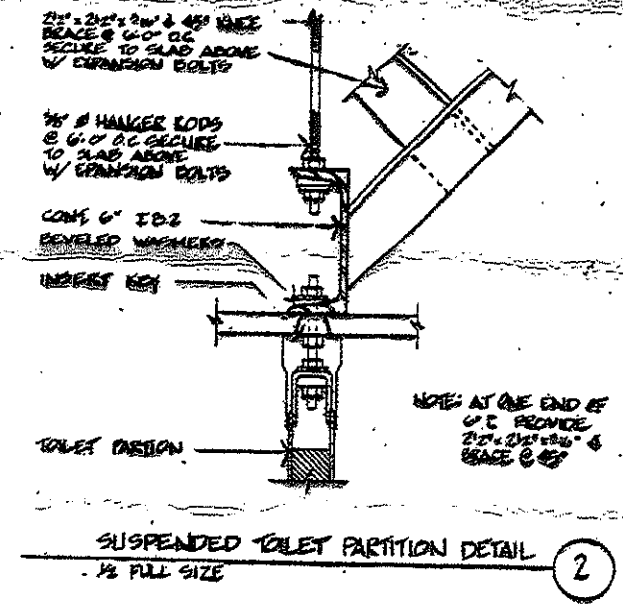
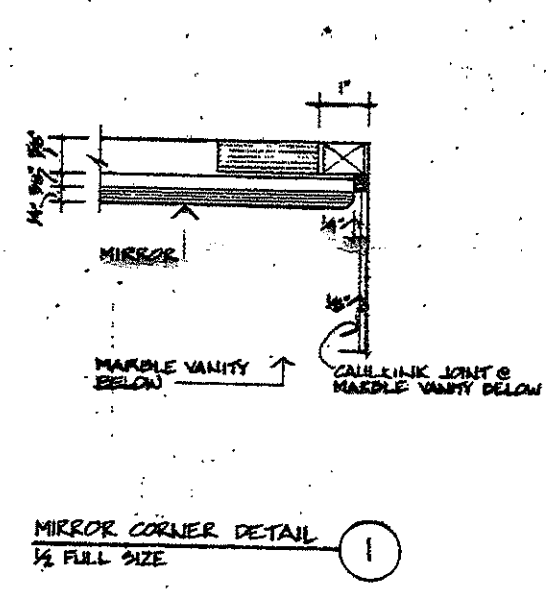
|          |      |          |    |
|----------|------|----------|----|
| NO. 1155 | DATE | REVISION | BY |
| 11/20/85 |      |          |    |
| 11/20/85 |      |          |    |
| 11/20/85 |      |          |    |
| 11/20/85 |      |          |    |

**ELEVATOR CAB DESIGN AND DETAILS**

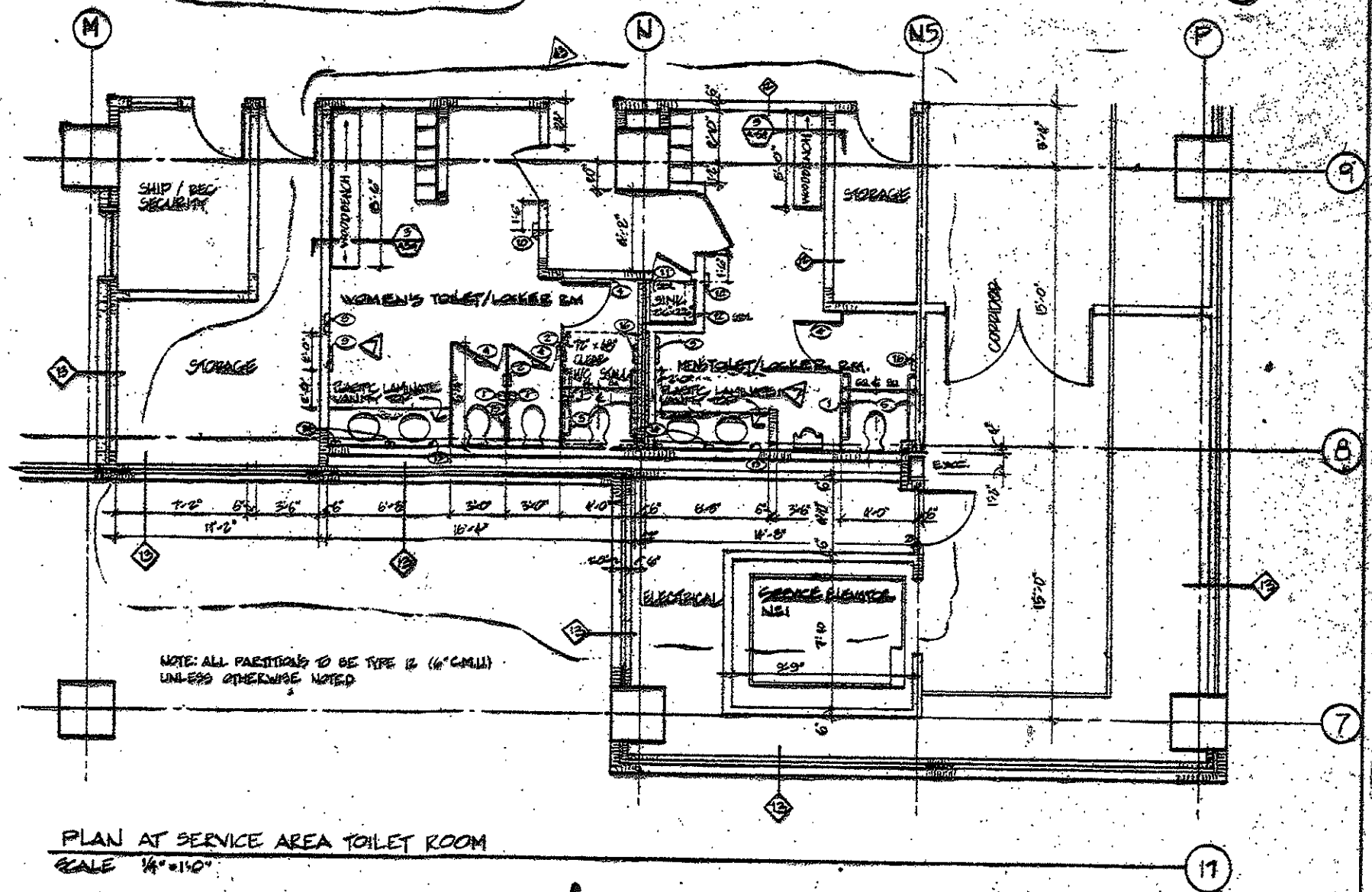
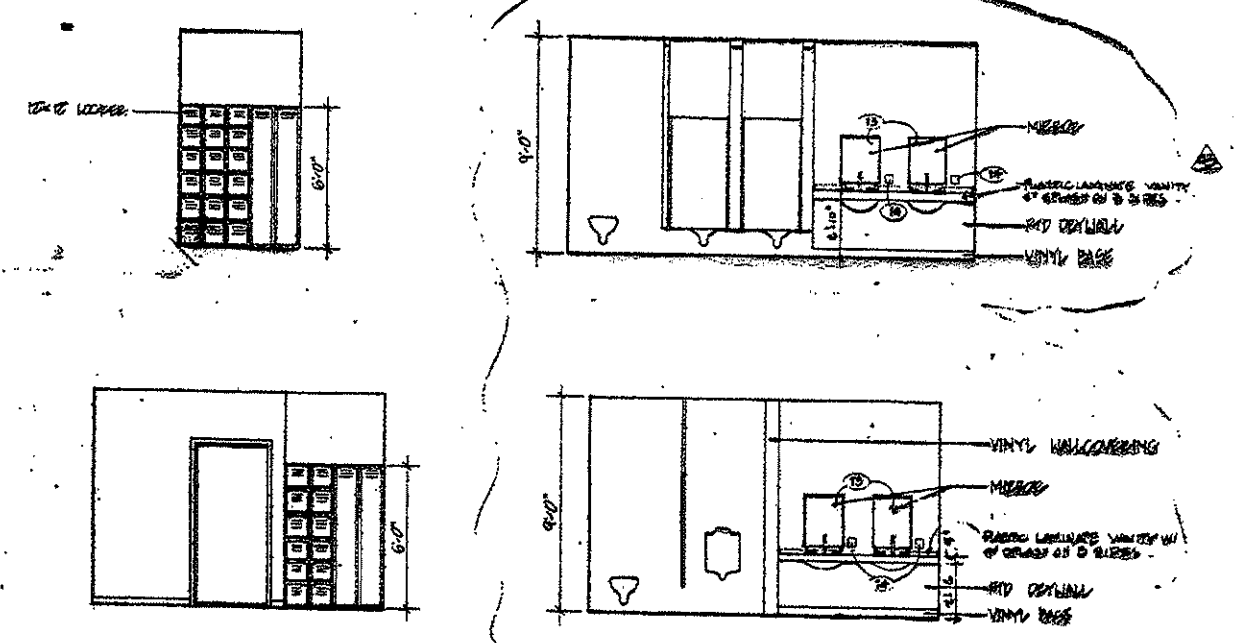
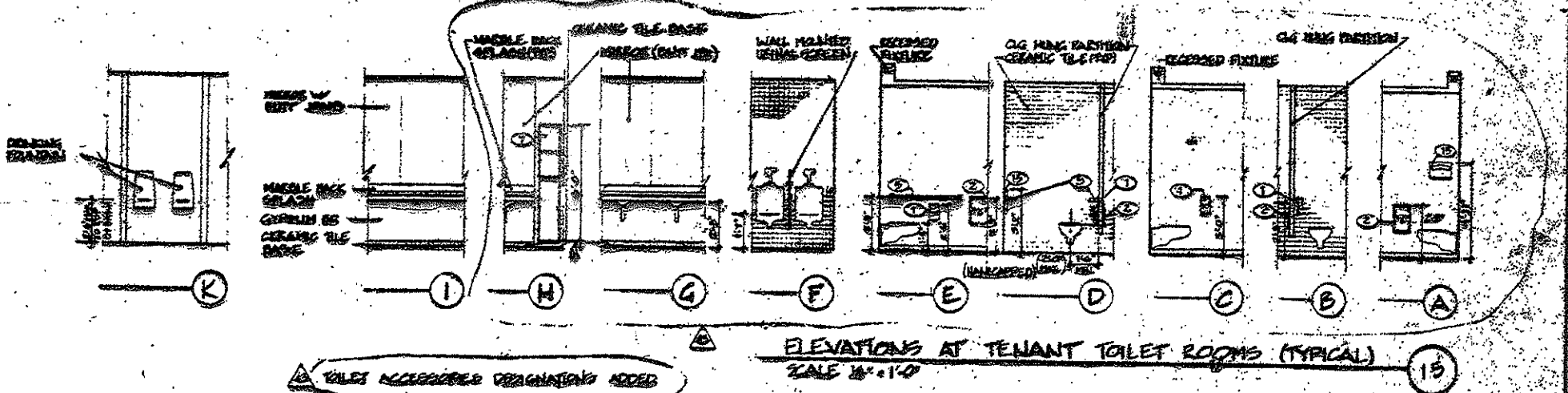
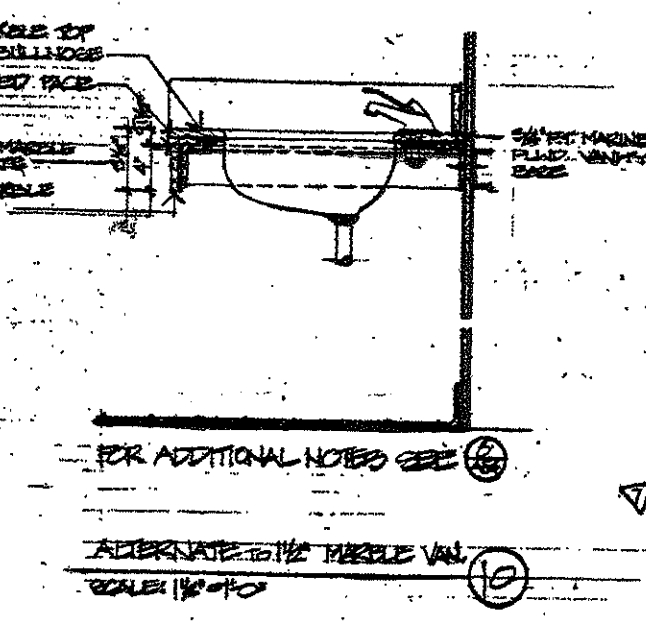
DESIGNER: [ ]  
 CHECKED: [ ]  
 DATE: [ ]

NO. 1155





| TOILET ACCESSORIES SCHEDULE |   |              |           |   |
|-----------------------------|---|--------------|-----------|---|
| NO.                         | UNIT TYPE   | MANUFACTURER | MODEL NO. | LOCATION  |
| 1                           | SURFACE MOUNTED MIRROR WALL TOILET TOWEL DISPENSER          | ROBROCK      | D-200     | TOP OF BACK BOX (1/2" AFF. @ HANDICAPPED WALL)    |
| 2                           | PARTITION MOUNTED FEMURINE WIPER DISPENSER / END CONNECTION | ROBROCK      | D-300     | TOP OF BACK BOX 2" AFF.                           |
| 3                           | RECESSED FEMURINE WIPER DISPENSER - END CONNECTION          | ROBROCK      | D-300     | TOP OF BACK BOX 2" AFF.                           |
| 4                           | FRAMINGLESS STEEL DOUBLE DOOR, HINGE                        | ROBROCK      | D-602     |   |
| 5                           | HANDICAPPED GRAB BAR ASSEMBLY                               | ROBROCK      | D-550     | E. OF BACK BOX 10" AFF.                           |
| 6                           | LAVATORY MOUNTED WIPER DISPENSER / HINGE                    | ROBROCK      | D-300     | TOP OF BACK BOX 2" AFF.                           |
| 7                           | RECESSED COMB. OVER THE SINK DISPENSER / HINGE              | ROBROCK      | D-300     | TOP OF UNIT 6" AFF.                               |
| 8                           | RECESSED COMB. FEMURINE WIPER DISPENSER / HINGE             | ROBROCK      | D-300     | TOP OF UNIT 6" AFF.                               |
| 9                           | SURFACE MOUNTED COMB. OVER THE SINK DISPENSER / HINGE       | ROBROCK      | D-300     | TOP OF UNIT 6" AFF.                               |
| 10                          | SURFACE MOUNTED WIPER DISPENSER / HINGE                     | ROBROCK      | D-300     | TOP OF UNIT 6" AFF.                               |
| 11                          | FRAMINGLESS STEEL CIRCULAR UTILITY ASSEMBLY                 | ROBROCK      | D-200     |   |
| 12                          | FRAMINGLESS STEEL WIPER DISPENSER                           | ROBROCK      | D-300     |   |
| 13                          | FRAMINGLESS STEEL CHANNEL FRAME / SHELF                     | ROBROCK      | D-100     |   |
| 14                          | LARGE SOAP DISPENSER  | ROBROCK      | D-400     |   |
| 15                          | PARTITION MOUNTED TOILET SEAT / DISPENSER                   | ROBROCK      | D-300     | TOP OF BACK BOX 6" AFF. (1/2" AFF. @ HANDICAPPED) |
| 16                          | RECESSED TOILET SEAT / DISPENSER                            | ROBROCK      | D-300     | TOP OF BACK BOX 6" AFF. (1/2" AFF. @ HANDICAPPED) |



| NO. | REVISION                | DATE    |
|-----|-------------------------|---------|
| 1   | ISSUED FOR PERMITS      | 10/1/88 |
| 2   | ISSUED FOR CONSTRUCTION | 10/1/88 |
| 3   | ISSUED FOR CONSTRUCTION | 10/1/88 |
| 4   | ISSUED FOR CONSTRUCTION | 10/1/88 |
| 5   | ISSUED FOR CONSTRUCTION | 10/1/88 |
| 6   | ISSUED FOR CONSTRUCTION | 10/1/88 |
| 7   | ISSUED FOR CONSTRUCTION | 10/1/88 |
| 8   | ISSUED FOR CONSTRUCTION | 10/1/88 |
| 9   | ISSUED FOR CONSTRUCTION | 10/1/88 |
| 10  | ISSUED FOR CONSTRUCTION | 10/1/88 |

**TOILET ROOM ELEVATIONS AND SECTIONS**

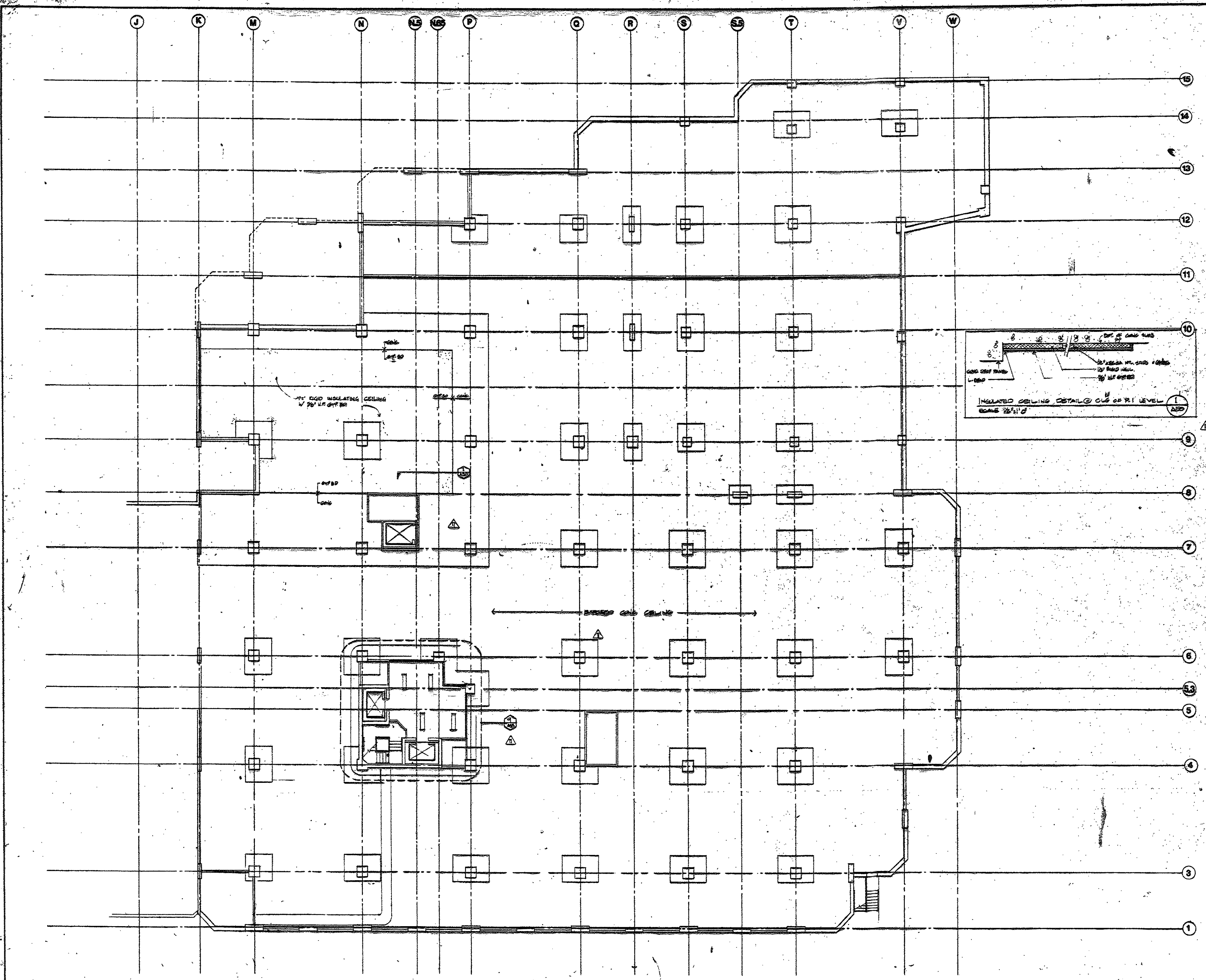
DATE: 10/1/88

BY: [Signature]

CHECKED: [Signature]

DATE: 10/1/88

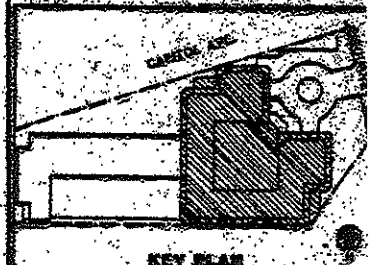
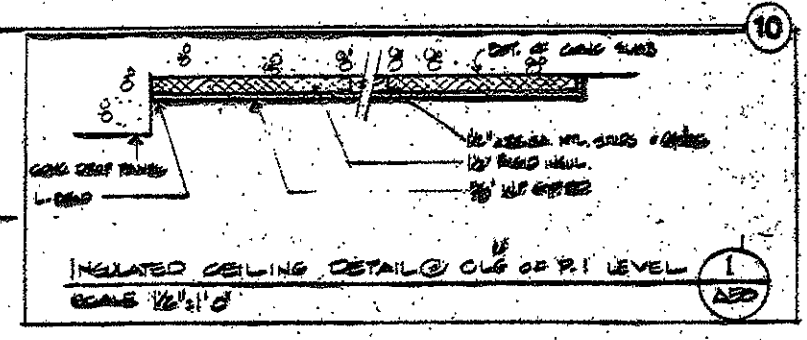




**BECKET**  
 WELTON BECKET ASSOCIATES  
 ARCHITECTS  
 AND ENGINEERS  
 100 NORTH MAIN STREET  
 HARTFORD, CONNECTICUT 06103

**XEROX CENTRE**  
 HARTFORD  
 CONNECTICUT  
 XEROX-HARTFORD  
 ASSOCIATES

**CONSULTANTS**  
**ARCHITECTURAL**  
 BRENNAN BEER GOODMAN  
 215 Madison Avenue  
 New York, N.Y. 10022  
 212-685-7563  
**MECHANICAL**  
 BURTON AND VAN HOUTEN INC.  
 8 North Main Street  
 West Hartford, CT 06107  
 203-234-2345  
**STRUCTURAL**  
 LEV ZETLIN ASSOCIATES  
 641 Avenue of the Americas  
 New York, N.Y. 10011  
 212-461-1300  
**LANDSCAPE**  
 CR 3 Inc.  
 571 Homestead Street  
 Simsbury, CT 06069  
 203-658-1988



REV 11 1985

| NO. | DATE     | REVISION              | BY  |
|-----|----------|-----------------------|-----|
| 1   | 11/11/85 | ISSUED FOR PERMITTING | WLB |
| 2   | 11/11/85 | ISSUED FOR PERMITTING | WLB |
| 3   | 11/11/85 | ISSUED FOR PERMITTING | WLB |

**PARKING LEVEL AND TOWER REFLECTED CEILING**

DATE: 11/11/85

SCALE: 1/8" = 1'-0"



**BECKET**  
WELTON BECKET ASSOCIATES  
ARCHITECTS  
AND ENGINEERS  
100 NORTH MAIN STREET  
HARTFORD, CT 06103

**XEROX  
CENTRE**

HARTFORD  
CONNECTICUT

XEROX - HARTFORD  
ASSOCIATES

**CONSULTANTS**

**ARCHITECTURAL**

BRENNAN BEER-DOERMAN  
35 Madison Avenue  
New York, N.Y. 10022  
212-888-7663

**MECHANICAL**


BURTON AND VAN HOUTEN, INC.  
10 North Main Street  
West Hartford, CT 06107  
203-236-2266

**STRUCTURAL**

LEV ZETLIN ASSOCIATES  
641 Avenue of the Americas  
New York, N.Y. 10011  
212-341-1300

**LANDSCAPE**

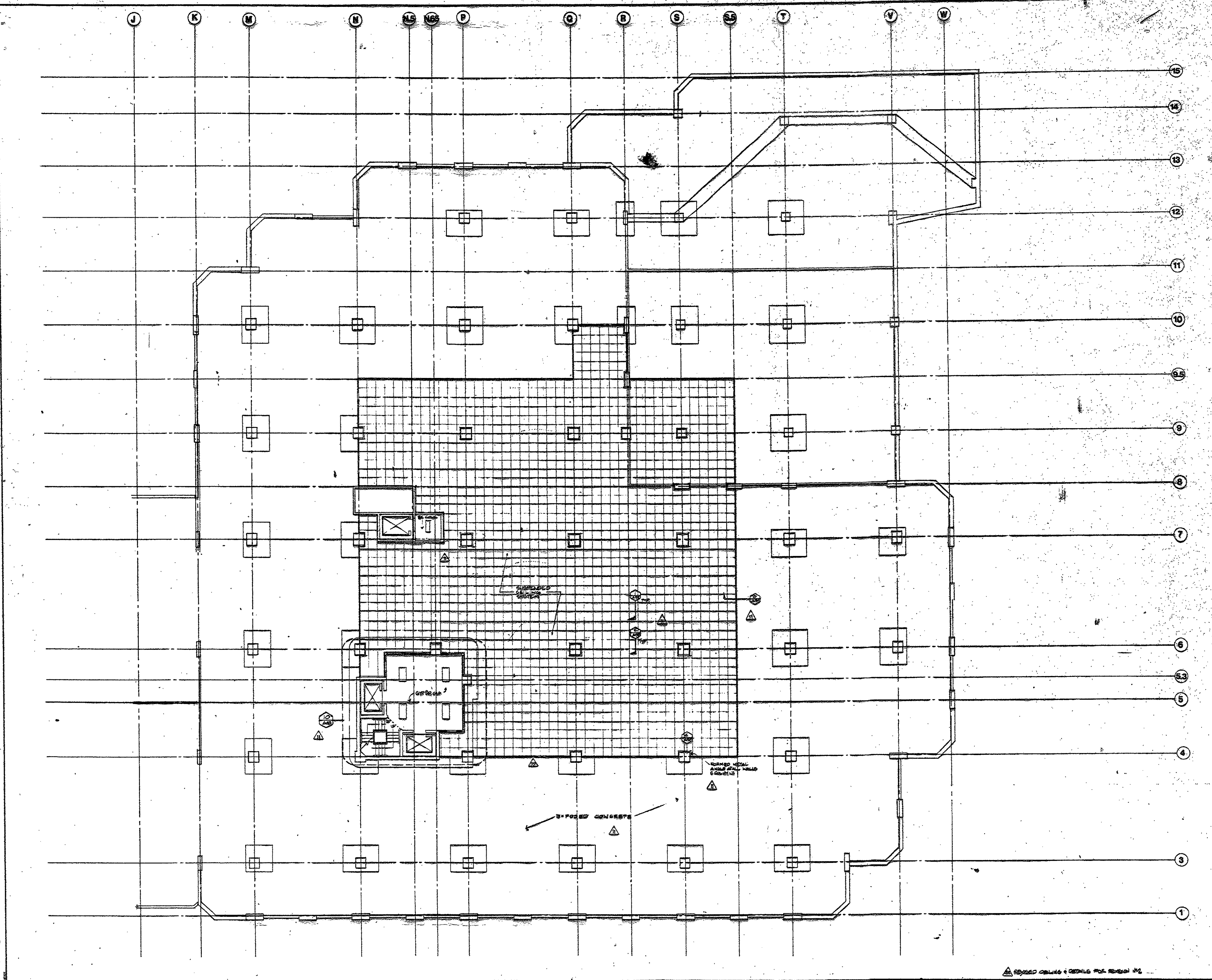
CE 3 Inc.  
571 Hopwood Street  
Simsbury, CT 06070  
203-638-1988



KEY PLAN

|      |     |          |    |
|------|-----|----------|----|
| DATE | NO. | REVISION | BY |
|      |     |          |    |
|      |     |          |    |
|      |     |          |    |
|      |     |          |    |

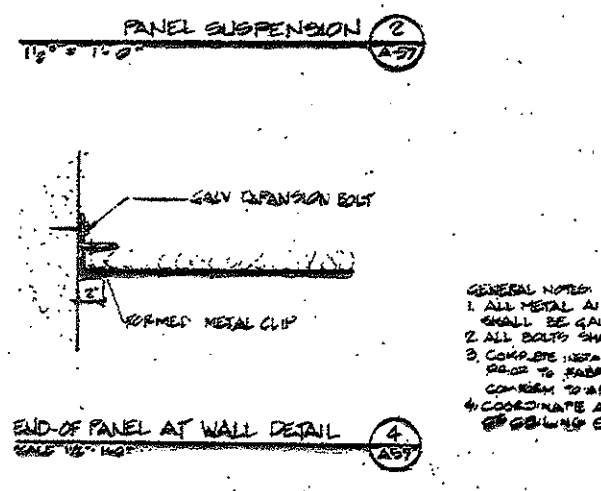
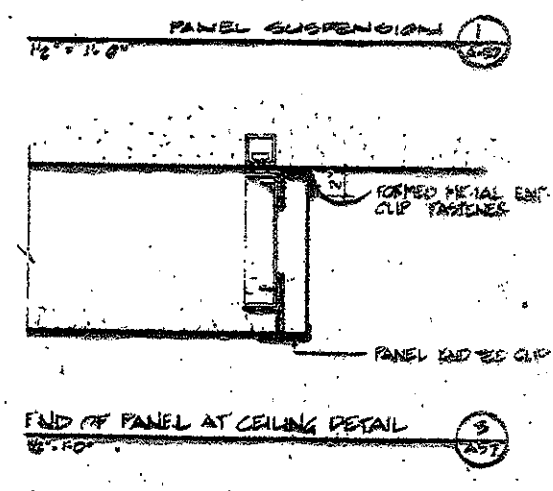
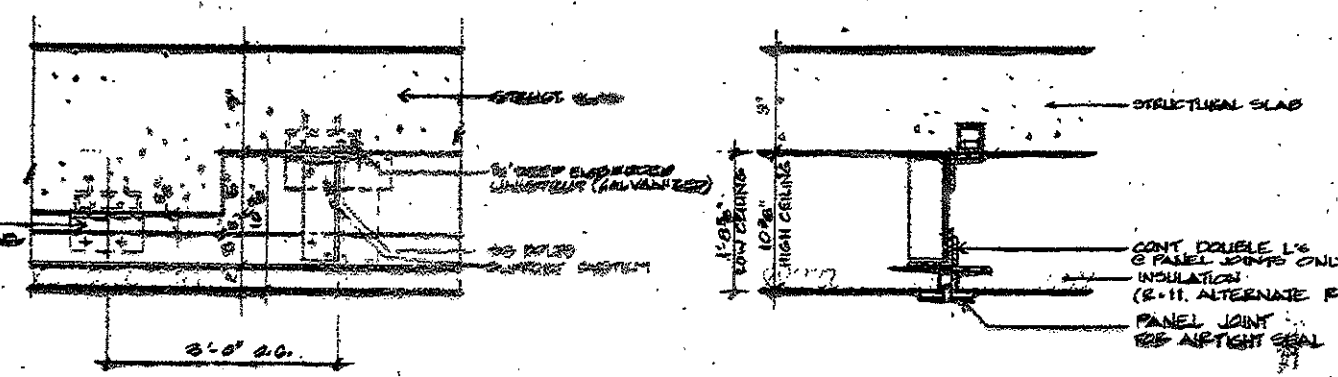
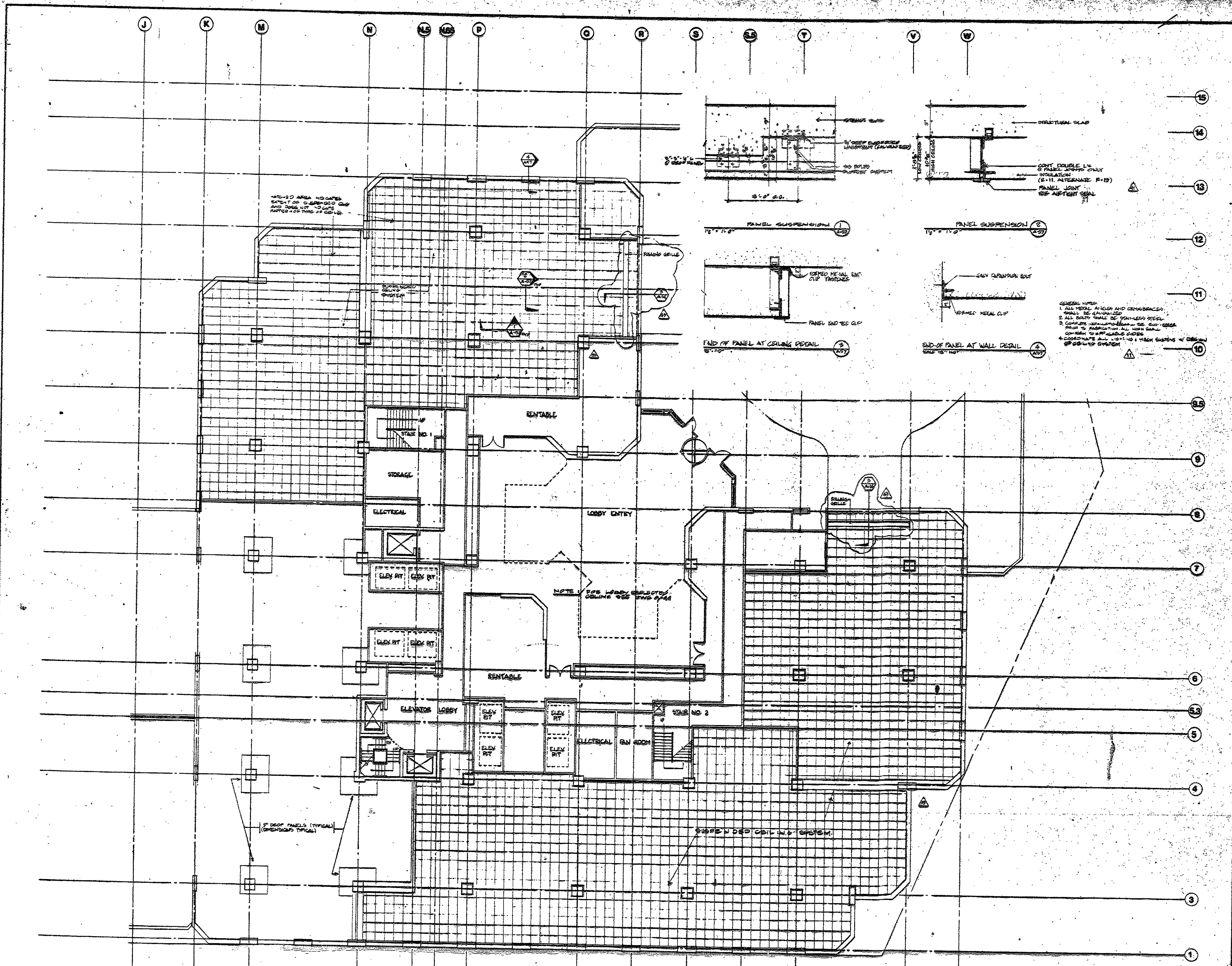
**PARKING LEVEL 3  
- TOWER  
REFLECTED  
CEILING PLAN**  
SCALE: 1/8" = 1'-0"  
DRAWN:  
CHECKED:  
DATE: \_\_\_\_\_ SHEET NO.: **A-56**  
JOB NO. 1507



REFLECTED CEILING & DETAILS FOR REVISION #2

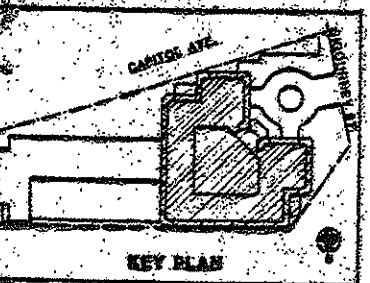


- CONSULTANTS**
- ARCHITECTURAL**  
BRENNAN BEER GORMAN  
315 Madison Avenue  
New York, N.Y. 10017  
212-687-1553
- MECHANICAL**  
BURTON AND VAN BOUTEN, INC.  
19 North Main Street  
West Hartford, CT 06107  
203-236-2265
- STRUCTURAL**  
LEV ZETLIN ASSOCIATES  
240 Avenue of the Americas  
New York, N.Y. 10014  
212-941-1300
- LANDSCAPE**  
CEI, Inc.  
571 Edgewood Street  
Stamford, CT 06907  
203-350-1887



**GENERAL NOTES:**

1. ALL METAL ANGLES AND CROSSBRACES SHALL BE GALVANIZED.
2. ALL BOLTS SHALL BE HEAT-TREATED STEEL.
3. COMPLETE INSTALLATION SHALL BE IN ACCORDANCE WITH MANUFACTURER'S INSTRUCTIONS.
4. COORDINATE ALL LIGHTING & HIGH SUSPENSION W/ ORIGINAL ELECTRICAL SYSTEM.



| DATE     | NO. | REVISION                     | BY |
|----------|-----|------------------------------|----|
| 12-18-83 | 1   | CONSTRUCTION SET             |    |
| 12-18-83 | 2   | REVISION TO CONSTRUCTION SET |    |
| 12-18-83 | 3   | REVISION TO CONSTRUCTION SET |    |
| 12-18-83 | 4   | REVISION TO CONSTRUCTION SET |    |

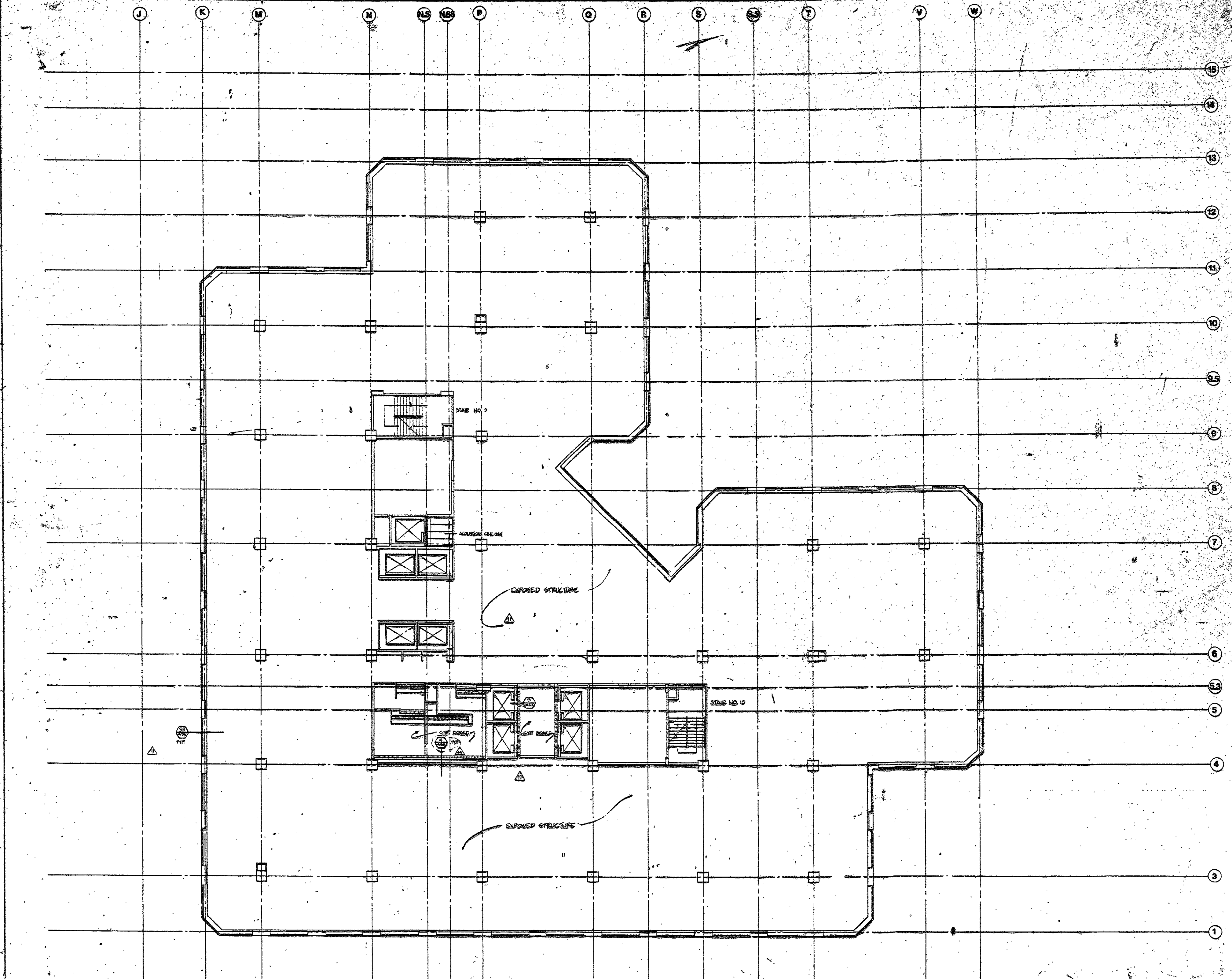
**PARKING LEVEL NO. 4  
REFLECTED CEILING**



**BECKET**  
WELTON BECKET ASSOCIATES  
ARCHITECTS  
AND ENGINEERS

**XEROX CENTRE**  
HARTFORD  
CONNECTICUT  
XEROX-HARTFORD  
ASSOCIATES

**CONSULTANTS**  
**ARCHITECTURAL**  
WILSONIAN BEER CORP  
200 Madison Avenue  
New York, N.Y. 10022  
212-687-7600  
**MECHANICAL**  
BURTON AND SON SYSTEMS INC  
10 North Main Street  
West Hartford, CT 06107  
203-235-2365  
**STRUCTURAL**  
LEW BECKET ASSOCIATES  
601 Avenue of the Americas  
New York, N.Y. 10011  
212-741-1300  
**LANDSCAPE**  
CR 3 Inc  
271 Hopewell Street  
Hartford, CT 06103  
203-658-1057

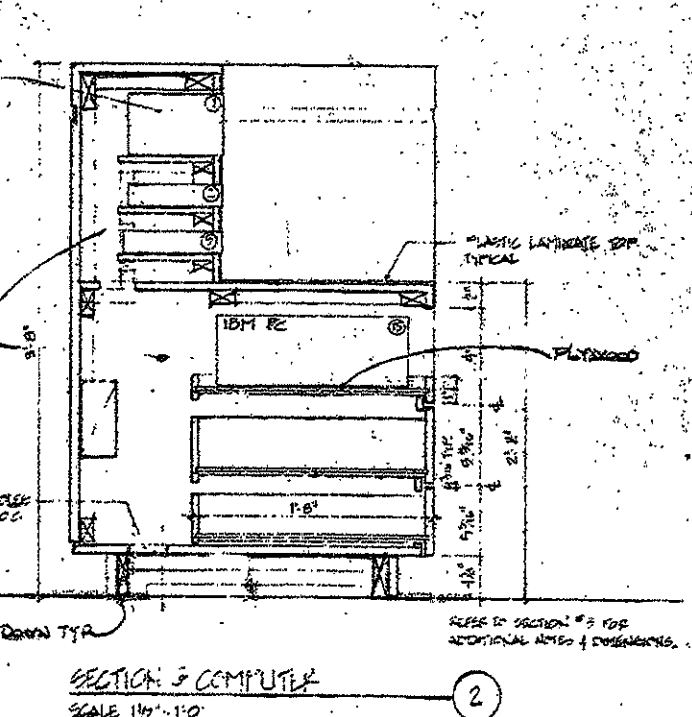
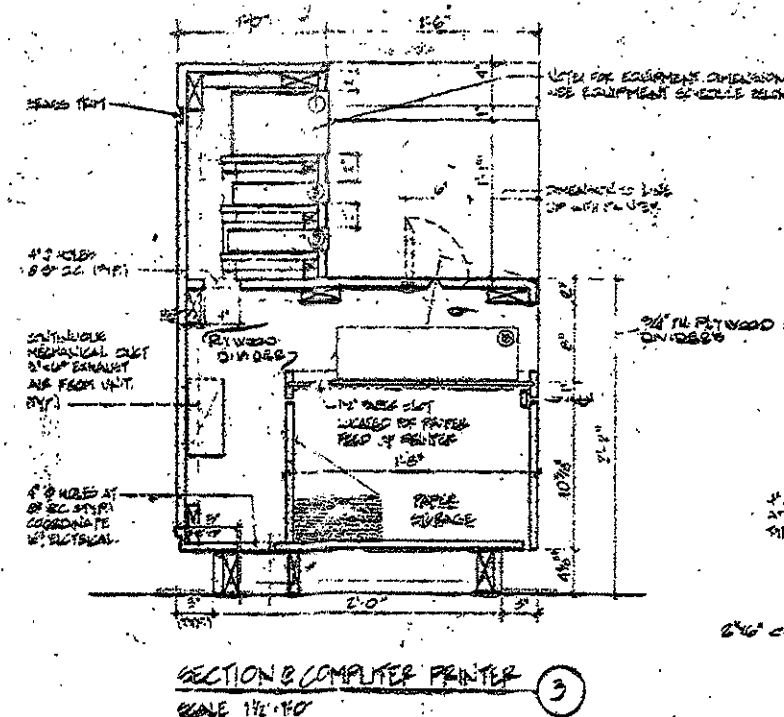
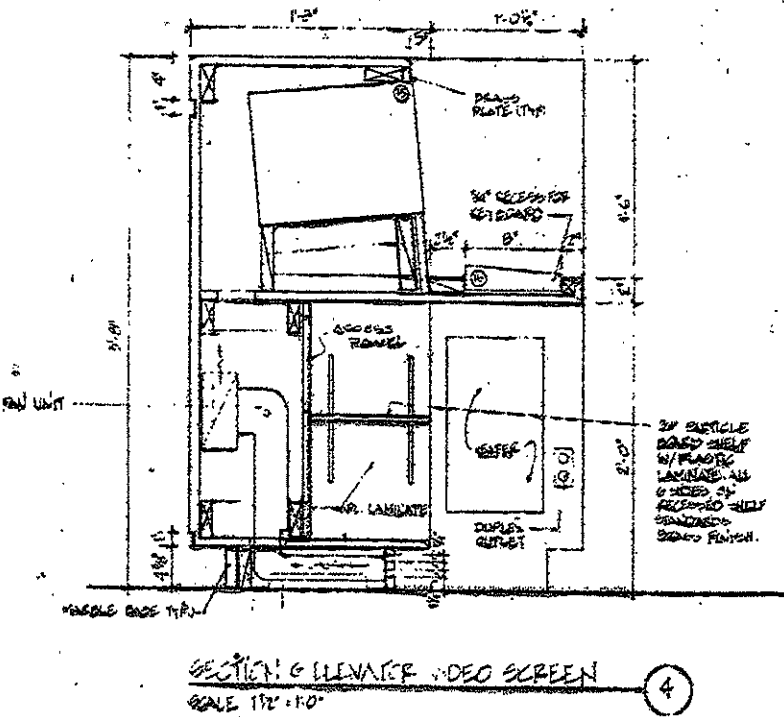
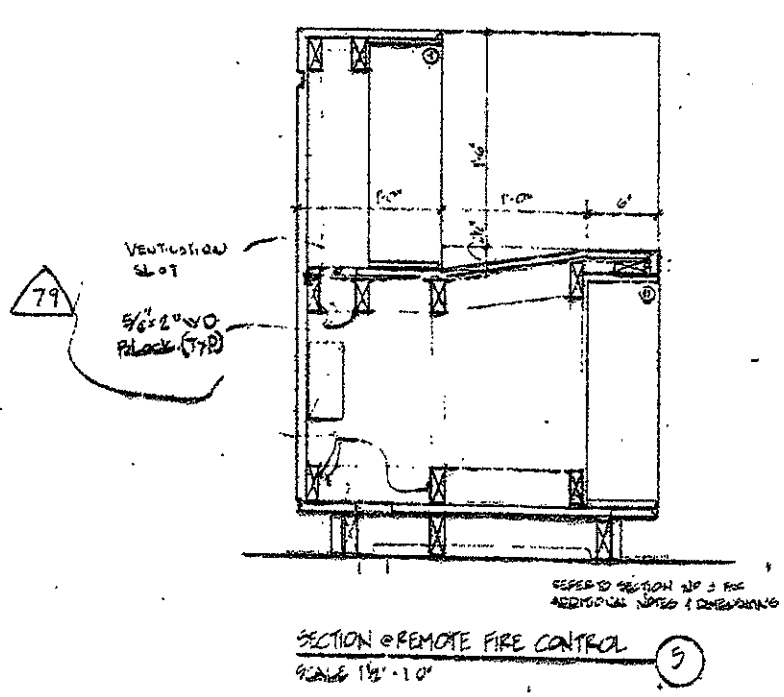
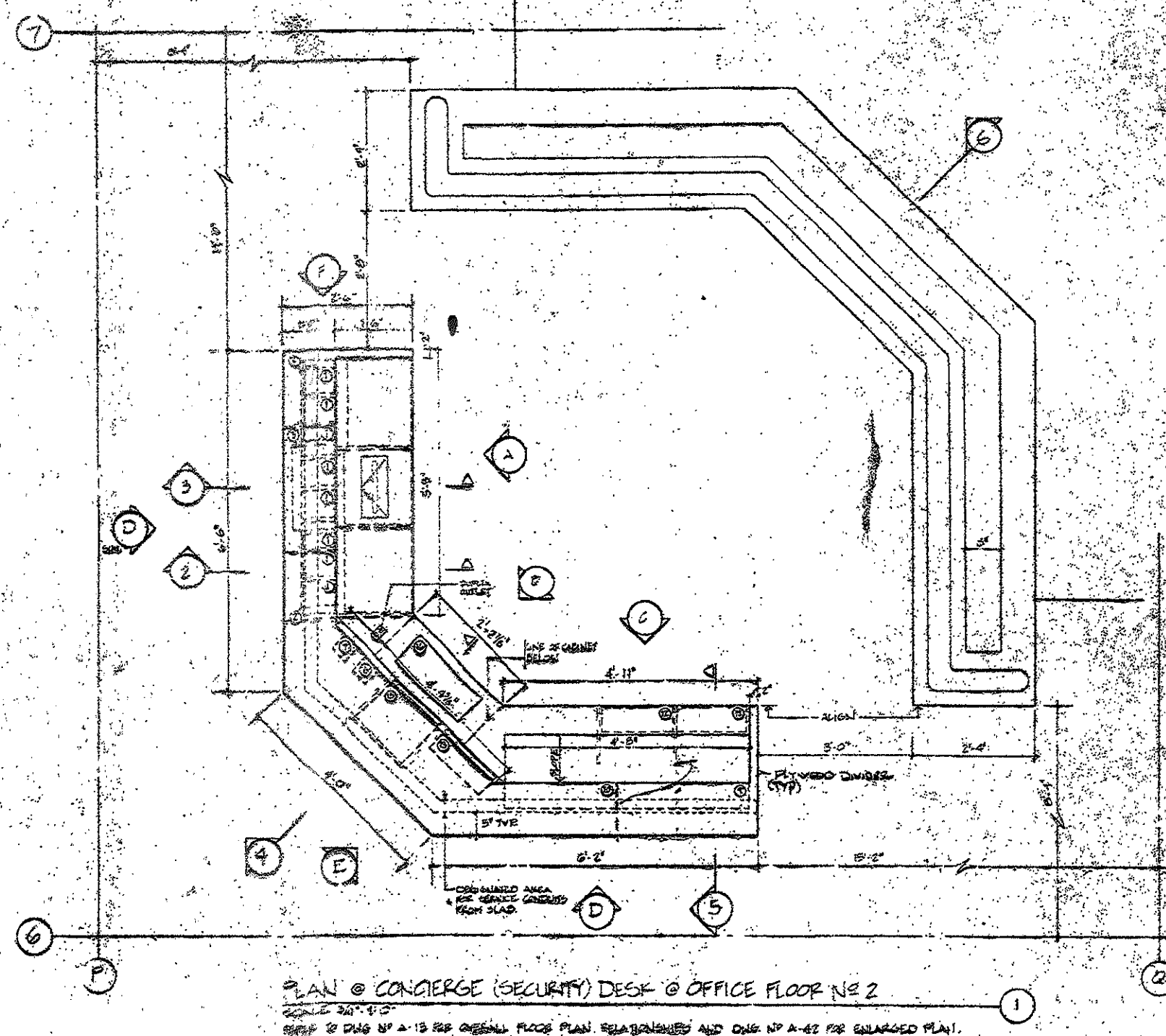
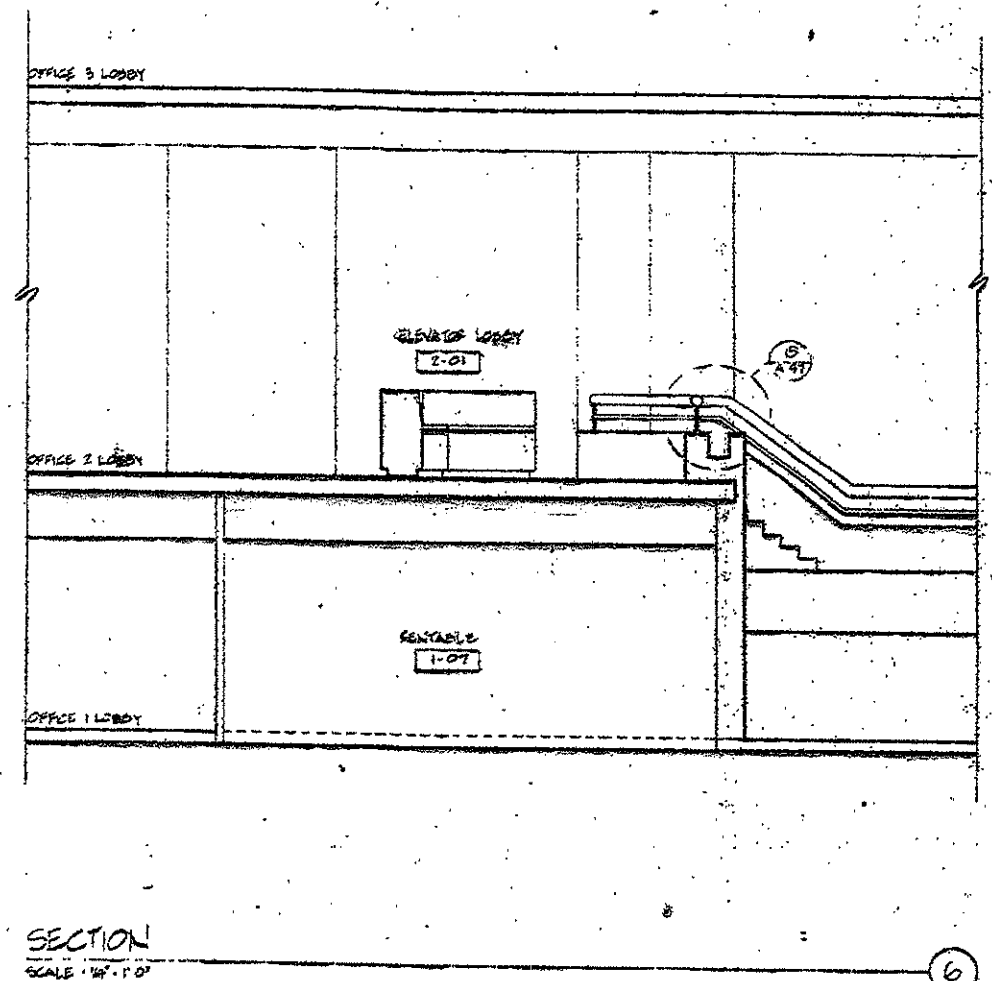


|          |           |                                     |
|----------|-----------|-------------------------------------|
| 11/28/85 | △         | CLARIFICATION N° 22                 |
| 6/10/85  | △         | ADJUSTED TO GA RANGE AND DURING     |
| 5-1-85   | △         | EXP. PACKAGE APP 2 TO REV. FOLLOWER |
| 4/19/85  |           |                                     |
| DATE NO. | REVISIONS | BY                                  |

**TYPICAL REFINISHED  
CEILING SYSTEM**

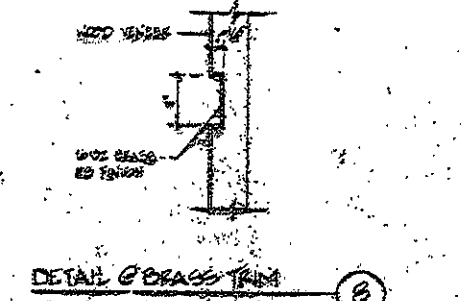
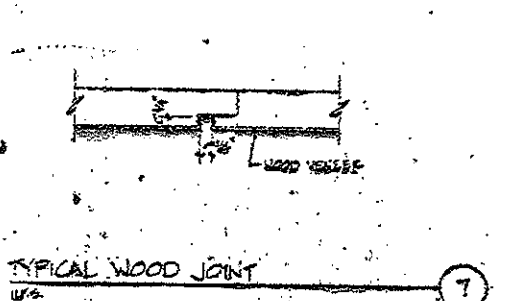

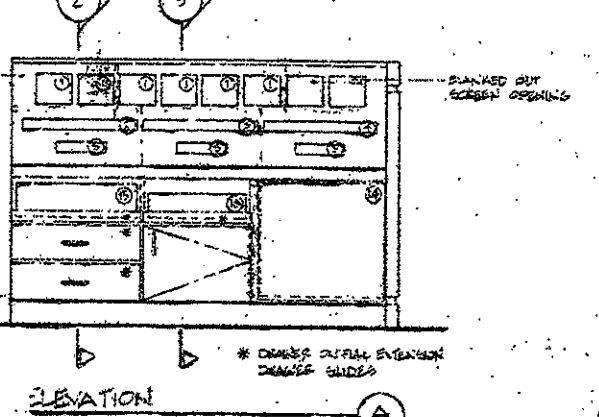
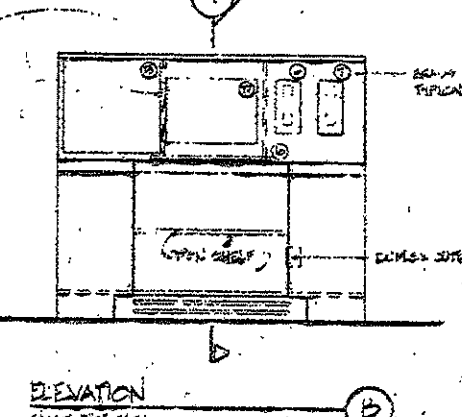
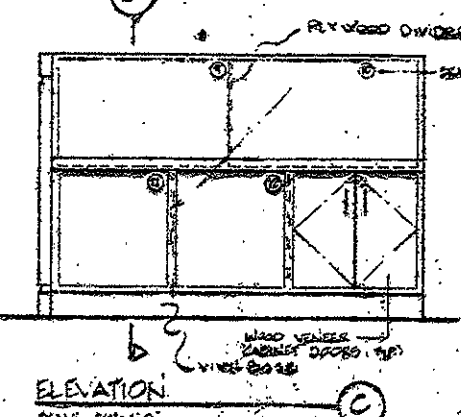
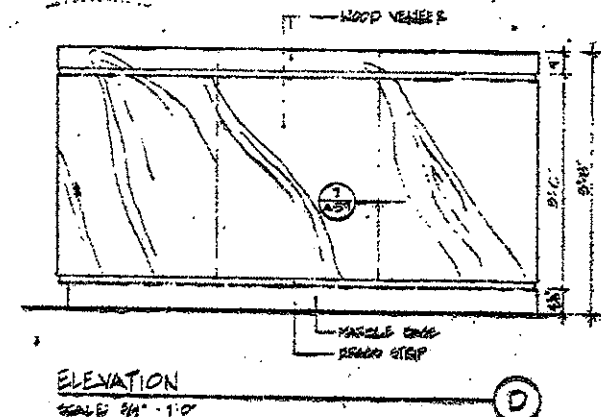
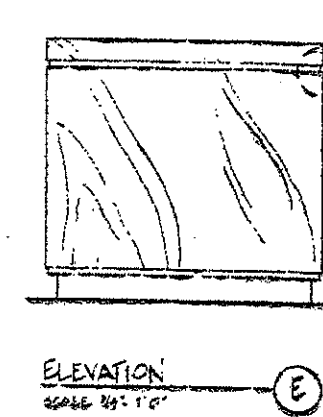
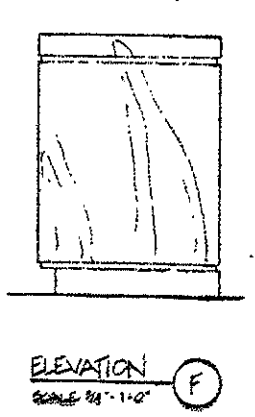
DATE: 4/19/85  
BY: [Signature]





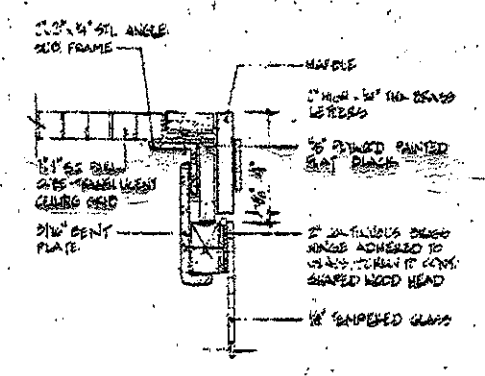
**GENERAL NOTES:**

- Final hardware selection to be from standard manufacturer's products.
- Installation of brass panel shall provide access to allow for removal of equipment. Proposed panel jointing and fastening to be submitted to architect for acceptance.
- It is recommended that all actual equipment or representative mock-ups be made available to subcontractor for coordination with work.
- All drawer units to be provided with heavy duty hardware and cylinder locks.
- Provide adequate sub supports or blocking as required to support equipment shown.
- Provide alternate cost for plastic laminate in lieu of brass panel face.
- Interior surfaces of all drawer units to receive two coats of a clear sealer finish.
- Quantity, size & location of penetrations through floor from level below to be coordinated with:
  - Location of steel reinforcing bars
  - Physical dimension of desk unit, so that there will not be any exposed equipment.
- Entire desk unit to be secured to concrete slab as required.
- Refer to mechanical drawings for information relative to in line heater, fan unit and duct work.
- Marble base material to be supplied by G.A.P.C.O., installed others. This procedure to be coordinated at job site.
- Finishes:
  - Wood Veneer: African Mahogany finish to match architect's sample.
  - Plastic Laminates: Formica, 104 BLACK
  - Marble: 3/8" thick, greek red marble to match lobby.
  - Brass: Brushed brass.
  - Hardware: Brushed brass. Cabinets top & bottom pivots by Stanley. Full extending drawer slides.
- All wood shall be pressure treated with fire retardant.

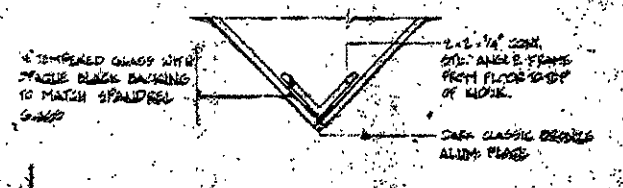


| EQUIPMENT SCHEDULE |   | NOTE: VERIFY SIZE OF ALL EQUIPMENT PRIOR TO INSTALLATION. |       |         |            |
|--------------------|---|---|-------|---------|------------|
| NO.                | DESCRIPTION                                 | HEIGHT  | WIDTH | DEPTH   | REMARKS    |
| 1                  | VIDEO MONITORS FOR SECURITY SYSTEM          | 25"   | 21"   | 24"     | WALL MOUNT |
| 2                  | AUDIO VIS JOINT LINK CONTROL                | 17 1/2"   | 19"   | 13 1/2" | WALL MOUNT |
| 3                  | SECURITY PERSONNEL IDENTIFICATION SYSTEMS   | 17 1/2"   | 19"   | 13 1/2" | WALL MOUNT |
| 4                  | PAN TILT CONTROL                            | 17 1/2"   | 19"   | 13 1/2" | WALL MOUNT |
| 5                  | VIDEO MAINT. CONTROLLER                     | 17 1/2"   | 19"   | 13 1/2" | WALL MOUNT |
| 6                  | PHONE                                       | 17 1/2"   | 19"   | 13 1/2" | WALL MOUNT |
| 7                  | INTERCOM                                    | 17 1/2"   | 19"   | 13 1/2" | WALL MOUNT |
| 8                  | 2 X 4" RELEASE LATCH PANEL                  | 14 1/2"   | 37"   | 2"      | CONC.      |
| 9                  | BRASS RELEASE LATCH PANEL                   | 14 1/2"   | 37"   | 2"      | CONC.      |
| 10                 | EMERGENCY POWER SWITCH FOR ELEVATOR CONTROL | 17 1/2"   | 19"   | 13 1/2" | CONC.      |
| 11                 | SECURITY CONTROL CABINET                    | 18 1/2"   | 17"   | 6"      | CONC.      |
| 12                 | SECURITY CONTROL CABINET                    | 18 1/2"   | 17"   | 6"      | CONC.      |
| 13                 | SECURITY CONTROL CABINET                    | 18 1/2"   | 17"   | 6"      | CONC.      |
| 14                 | SECURITY CONTROL CABINET                    | 18 1/2"   | 17"   | 6"      | CONC.      |
| 15                 | SECURITY CONTROL CABINET                    | 18 1/2"   | 17"   | 6"      | CONC.      |
| 16                 | SECURITY CONTROL CABINET                    | 18 1/2"   | 17"   | 6"      | CONC.      |
| 17                 | SECURITY CONTROL CABINET                    | 18 1/2"   | 17"   | 6"      | CONC.      |
| 18                 | SECURITY CONTROL CABINET                    | 18 1/2"   | 17"   | 6"      | CONC.      |
| 19                 | SECURITY CONTROL CABINET                    | 18 1/2"   | 17"   | 6"      | CONC.      |
| 20                 | SECURITY CONTROL CABINET                    | 18 1/2"   | 17"   | 6"      | CONC.      |
| 21                 | SECURITY CONTROL CABINET                    | 18 1/2"   | 17"   | 6"      | CONC.      |
| 22                 | SECURITY CONTROL CABINET                    | 18 1/2"   | 17"   | 6"      | CONC.      |
| 23                 | SECURITY CONTROL CABINET                    | 18 1/2"   | 17"   | 6"      | CONC.      |
| 24                 | SECURITY CONTROL CABINET                    | 18 1/2"   | 17"   | 6"      | CONC.      |
| 25                 | SECURITY CONTROL CABINET                    | 18 1/2"   | 17"   | 6"      | CONC.      |
| 26                 | SECURITY CONTROL CABINET                    | 18 1/2"   | 17"   | 6"      | CONC.      |
| 27                 | SECURITY CONTROL CABINET                    | 18 1/2"   | 17"   | 6"      | CONC.      |
| 28                 | SECURITY CONTROL CABINET                    | 18 1/2"   | 17"   | 6"      | CONC.      |
| 29                 | SECURITY CONTROL CABINET                    | 18 1/2"   | 17"   | 6"      | CONC.      |
| 30                 | SECURITY CONTROL CABINET                    | 18 1/2"   | 17"   | 6"      | CONC.      |

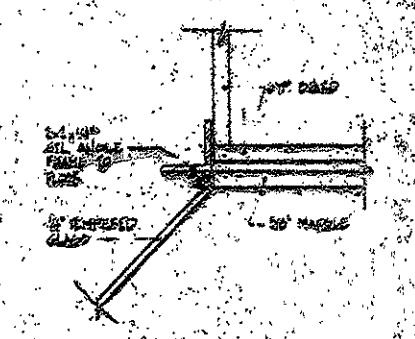




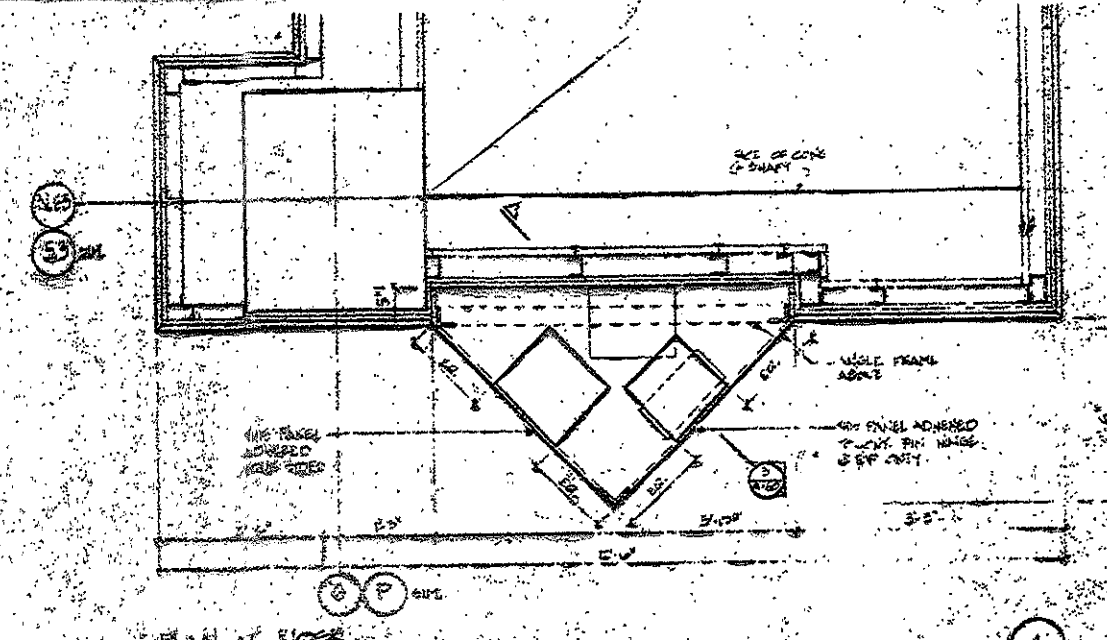
HEAD DETAIL  
SCALE 3/4" = 1'-0"



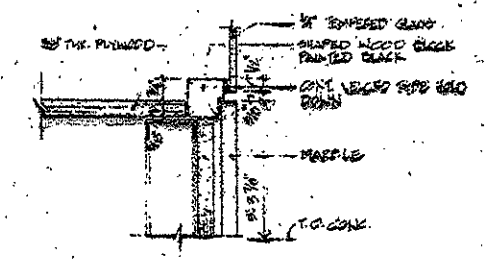
JAMB DETAIL  
SCALE 3/4" = 1'-0"



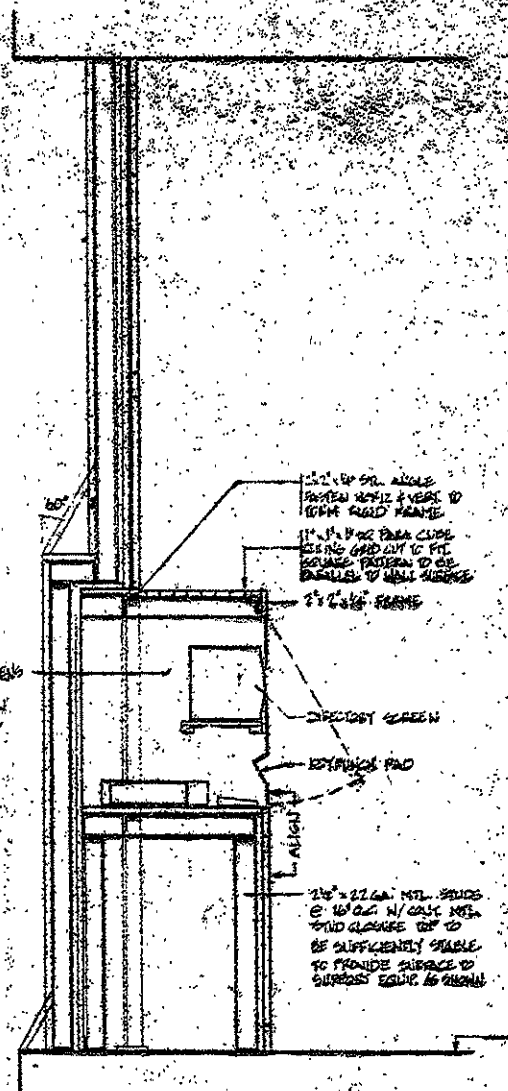
JAMB DETAIL  
SCALE 3/4" = 1'-0"



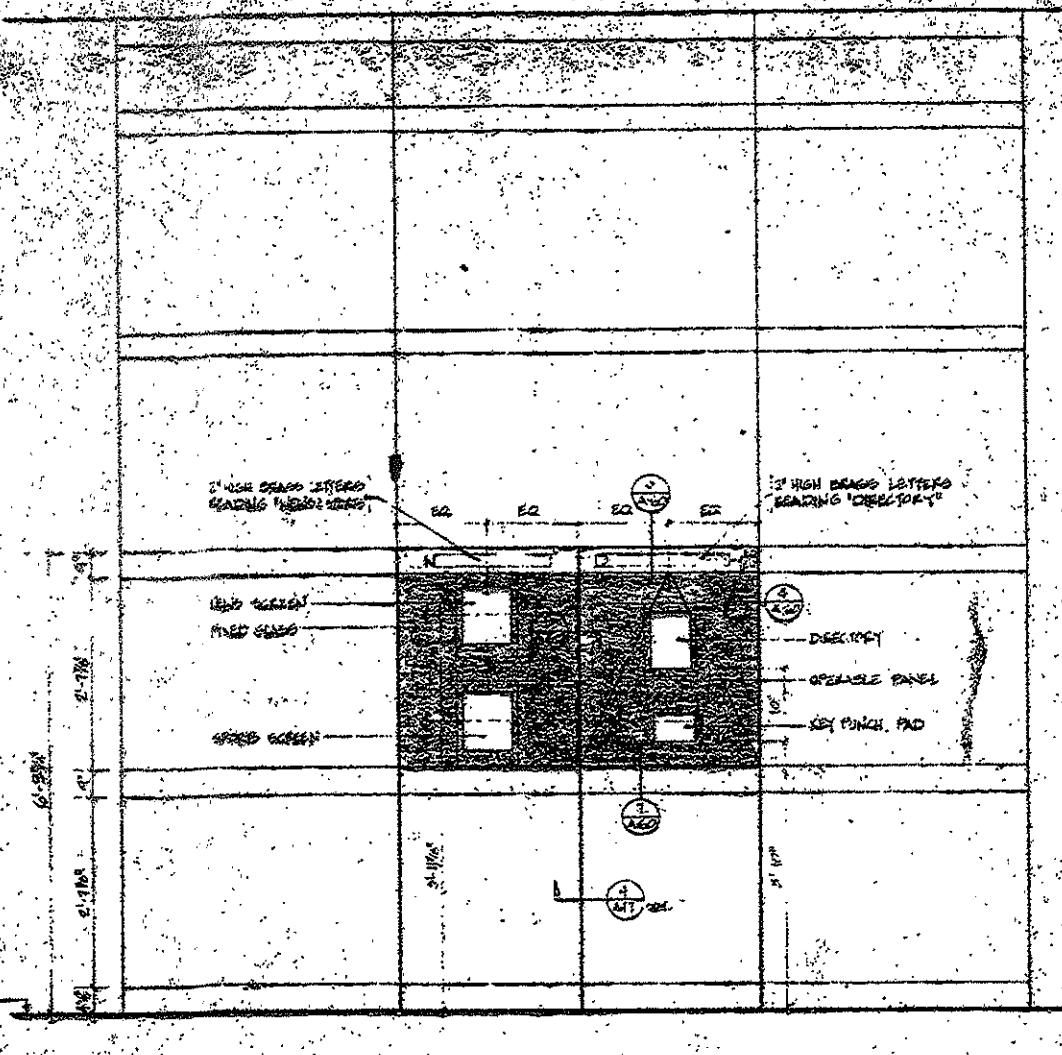
PLAN AT KIOSK  
SCALE 1/4" = 1'-0"



SILL DETAIL  
SCALE 3/4" = 1'-0"



SECTION AT KIOSK  
SCALE 3/4" = 1'-0"



ELEVATION OF KIOSK IN LOBBY  
SCALE 3/4" = 1'-0"

- GENERAL NOTES:**
- All equipment referred to on this drawing to be supplied by ownership.
  - This contract to provide all necessary equipment, supports, blocking and enclosures.
  - Kiosk enclosure to be 1/4" clear tempered glass as shown on drawing. Installer to coordinate site and location viewing coordinates supplied by ownership. Interior surface surrounding viewing is to be covered with opaque finish to match the appearance of standard glass. Refer to accepted sample with G.A.T.C.O.
  - Style of polished brass lettering to be coordinated with signage package & fastened to marble with adhesive. Letters to be 1/4" thick.
  - Utilize recommended silicone adhesives as per manufacturer's procedures. Do not temper glass to substrate.
  - Secure vertical steel angle subframe members to horizontal members, and to structural slab as required, to form a rigid frame.
  - Marble as shown to be supplied and installed by other contractor and coordinated by construction manager.
  - All exposed elements behind tempered glass to be painted matte black.
  - Exposed edges of all glazing elements to be polished & ground smooth.
  - Operable panel of glazing to be cut to receive owner provided "key punch pad". Installation shall be coordinated with equipment supplier.
  - Supply samples of all materials to be used to architect's review and acceptance.
  - Review of shop drawings is required prior to execution of work.
  - All CRT screens shall be set flush to glass cover and perimeter foam seal should be installed to eliminate back light around screen.
  - All exposed hardware or metal shall be polished with chrome "wet-dip" finish to catch storefront in lobby.
  - All wood shall be pressure treated with fire retardant.

APPROVED BY  
 DATE: MAY 2 1988  
 DRAWN BY: [Signature]  
 CHECKED BY: [Signature]  
 SCALE: AS SHOWN  
 SHEET NO. A-61