

Presentation to  
**Connecticut LID and  
SGP Partners**

Summary of Partner Interviews

May 26, 2010



**FUSS & O'NEILL**  
*Disciplines to Deliver*


# Presentation Overview

- Background
- Informing and Engaging Partners
- Telephone Interviews
- Findings



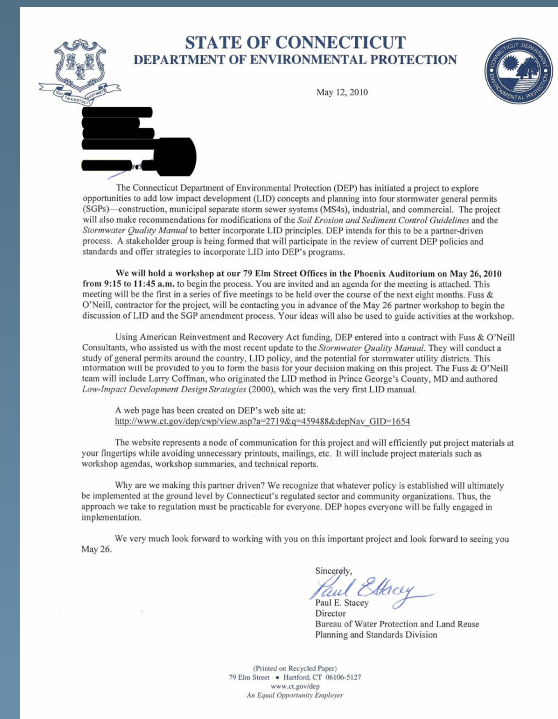
# Background and Purpose

- Partner-driven process, we want to begin to gather ideas at the start of the project
- We will continue to gather your ideas throughout the project using workshops and reviews of project materials



# Informing and Engaging Partners

- Letter from Paul Stacey
- Phone interviews
- Webpage
  - Agendas and summaries
  - Workshop presentations
  - Project reports and deliverables



[http://www.ct.gov/dep/cwp/view.asp?a=2719&q=459488&depNav\\_GID=1654](http://www.ct.gov/dep/cwp/view.asp?a=2719&q=459488&depNav_GID=1654)



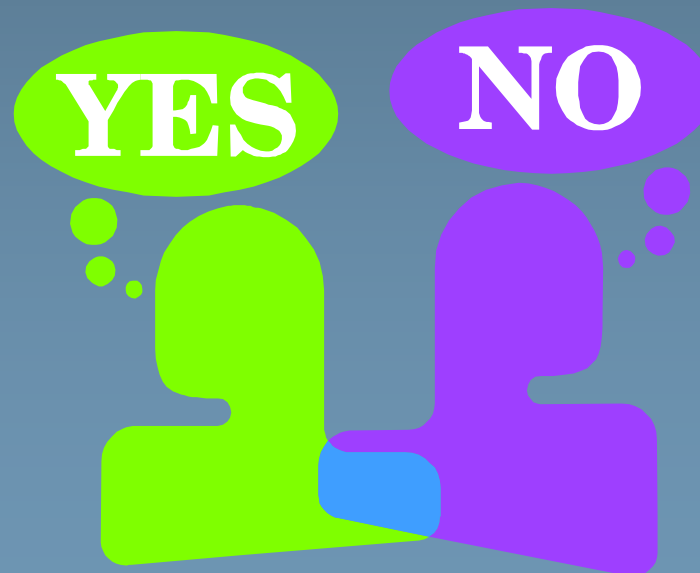
# Telephone Interviews

- Interviewed 17 partners through May 19
- Fuss & O'Neill placed calls
- Interviews were loosely based on an interview questionnaire



# Findings—Are You Familiar...?

- 13 of 17 said “yes.”
- 3 said “a little” or “somewhat.”
- 1 answered “no.”



# Findings—Experience with LID

**Table 1**  
**Interviewee Reports of Experience with LID**

Type of LID Experience	Number of Responses	Percentage of Responses
At Least Some Experience	13	76%
Policy or Advocacy Only	4	24%
Project Experience Only	2	12%
Both Project and Policy	5	29%



## Findings—How should LID be Incorporated?

**Table 2**  
**Interviewee's Preference for Type of LID Standard**

Type of LID Standard	Number of Responses <sup>1</sup>	Percentage of Responses
Guidance	5	29%
No Regulation	5	29%
Incentive-Based Approach	2	12%
Regulation	6	35%
Performance Standard	4	24%
Not sure or no response	3	17%

Note:

1 Total number of responses do not sum to 17 as several respondents suggested use of a combination of approaches.





# Findings—BMP of Choice?

**Table 3**  
**Interviewee's Response to the Question**  
**"Should LID be the BMP of Choice?"**

<b>Should LID be the BMP of Choice?</b>	<b>Number of Responses</b>	<b>Percentage of Responses</b>
Yes no Qualification	4	24%
Yes with Qualification	8	48%
No Response	1	6%
Other Approach Suggested	3	17%
No	0	0%



# Findings—Demonstration of LID?

**Table 4**  
**Interviewee's Response to the Question**  
**"How Should LID be Demonstrated?"**

<b>How Should LID be Demonstrated?</b>	<b>Number of Responses</b>	<b>Percentage of Responses</b>
Runoff Volume	4	24%
Graduated Permit Limits	1	6%
Pollutant Levels Based on Runoff Volume	1	6%
Performance Criteria	3	17%
No Response or Not Sure	5	29%
Suggested "Flexibility" in Response	2	12%
Suggested "Simplicity" in Response	3	17%
Other Approach Suggested	3	17%



# Findings—Utility Districts?

**Table 5**  
**Interviewee's Response to the Question**  
**“Should we use Stormwater Utility Districts as a Regulatory Device?”**

<b>Should we use Utility Districts as a Regulatory Device?</b>	<b>Number of Responses</b>	<b>Percentage of Responses</b>
Yes	4	24%
Maybe, Not Sure, etc.	6	6%
No	7	6%
Politically Unlikely	6	17%
Unnecessary Government	5	29%



# Findings—What Role would you ?

**Table 6**  
**Interviewee's Response to the Question**  
**"What Role would you like to Play?"**

<b>What Role would you like to Play?</b>	<b>Number of Affirmative Responses</b>	<b>Percent of Affirmative Responses</b>
Develop and/or Review Policy and Standards	15	88%
Engage a Constituency	12	71%
Education and Training of Others	14	82%
Qualified Local Program and Utility Districts	7	40%
Participation as a Partner	15	88%

