



At Eastern Connecticut  
State University



At Eastern Connecticut  
State University

# Getting Started: Evaluating Your Facility's Energy Performance

**Lynn Stoddard**  
Institute for Sustainable Energy  
at Eastern Connecticut State University

# WHAT is Energy Benchmarking?

- A way to measure and track your building's energy performance.
- EPA ENERGY STAR Portfolio Manager: free, online benchmarking tool used in Connecticut and nationally. 40% of US commercial building space is already benchmarked in Portfolio Manager. Tracks energy and water use.
- Compares your nursing home to similar nursing homes nationwide through an Energy Star score of 1-100.
- Provides Energy Use Intensity – energy used per square foot per year.

# Portfolio Manager – energystar.gov

ENERGY STAR®  
ENERGY STAR PortfolioManager®

Welcome TOWNOFMANSFIELDCT: [Account Settings](#) | [Contacts](#) | [Help](#) | [Sign Out](#)

MyPortfolio | [Sharing](#) | [Planning](#) | [Reporting](#) | [Recognition](#)

Properties (17)  
[Add a Property](#)

Source EUI Trend (kBtu/ft²)

Year	Source EUI (kBtu/ft²)
2004	110
2005	170
2006	170
2007	170
2008	165
2009	160
2010	155
2011	155
2012	155
2013	160
2014	190

Total GHG Emissions Trend (Metric Tons CO2e)

Year	Total GHG Emissions (Metric Tons CO2e)
2004	1.5k
2005	2.5k
2006	2.8k
2007	3.0k
2008	3.2k
2009	3.4k
2010	3.4k
2011	3.6k
2012	3.5k
2013	3.8k
2014	1.5k

Notifications (0)  
You have no new notifications.

Properties (17) [Add a Property](#)

Filter by: [View All Properties \(17\)](#) Search [Search](#)  
[Create Group](#) | [Manage Groups](#)

Name ↕	Action
<a href="#">Buchanan Library</a>	I want to...
<a href="#">Dog Pound</a>	I want to...
<a href="#">E O Smith Depot Campus</a>	I want to...
<a href="#">E O Smith High School</a>	I want to...
<a href="#">Fire Station #107</a>	I want to...
<a href="#">Fire Station #207</a>	I want to...
<a href="#">Fire Station #307</a>	I want to...
<a href="#">Goodwin School</a>	I want to...
<a href="#">Maintenance Shop</a>	I want to...
<a href="#">Mansfield Community Center</a>	I want to...

Page 1 of 2 | View 1 - 10 of 17  
[Download Entire Portfolio](#)

**i** If you're a pro, you may want to [upload and/or update multiple properties](#) at once using an Excel spreadsheet. This can be done to create new properties, create meters, add meter consumption data, and edit basic property information.

# WHY Benchmark?


- **Compare** - Compare your building's energy performance to other similar buildings.
- **Manage** – The average building wastes about 1/3 of energy used. Use energy data to help control energy use and identify energy and cost-savings opportunities.
- **Track** – Track energy use, costs, greenhouse gas emissions, water use for your building over time, including reductions resulting from energy improvements. Use this data to promote energy upgrades, document savings, report back to key stakeholders.

# Compare

**MyPortfolio** | Sharing | Planning | Reporting | Recognition

## CTBOR\_ECSU\_Willimantic\_High Rise Residence Hall

83 Windham Street, Willimantic, CT 06226 | [Map It](#)  
Portfolio Manager Property ID: 3202597 | Primarily: [Residence Hall/Dormitory](#)  
Year Built: 1970

 [Not eligible to apply for ENERGY STAR Certification](#)

**ENERGY STAR Score (1-100)**  
**Current Score: 67**  
Baseline Score: 67

Summary | Details | Meters | Goals | Design

### Notifications (0)

You have no new notifications.

### Property Profile

You haven't created a profile for your property yet. Profiles are a way to supplement the information in Portfolio Manager with additional information about your property, including a photo.

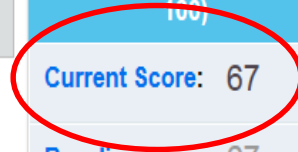
[+ Create Profile](#)

### Metrics Summary

[Change Time Period](#)

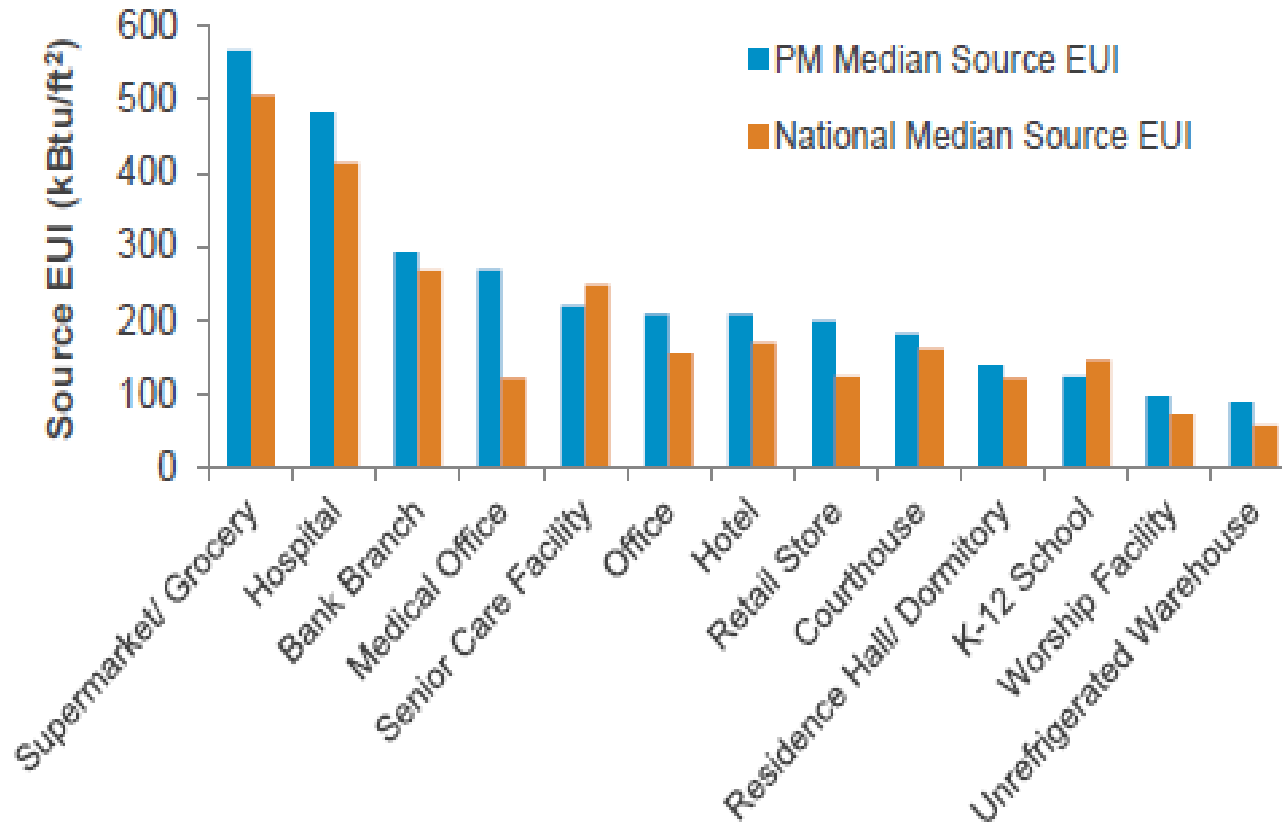
Metric	Baseline (Jun 2006)	Current (Jun 2006)	Change
<a href="#">ENERGY STAR score (1-100)</a>	67	67	0(0.0%)
<a href="#">Source EUI (kBtu/ft²)</a>	160.8	160.8	0.0(0.0%)
<a href="#">Site EUI (kBtu/ft²)</a>	51.2	51.2	0.0(0.0%)
<a href="#">Energy Cost (\$)</a>	121,025.29	121,025.29	0.00(0.0%)
<a href="#">Total GHG Emissions (Metric Tons CO2e)</a>	307.1	307.1	0.0(0.0%)

### Data Quality for this Property



# Compare

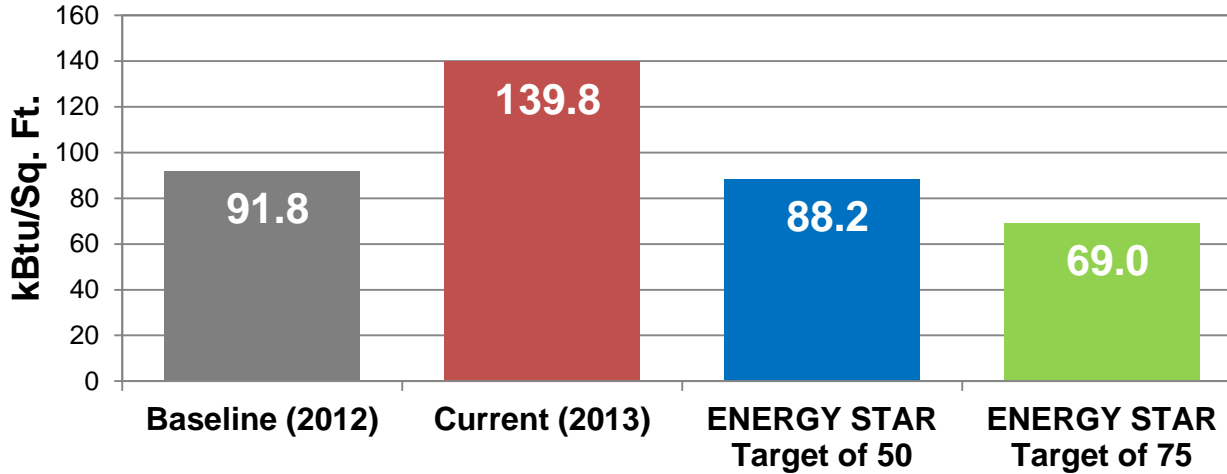
## Median Source EUI



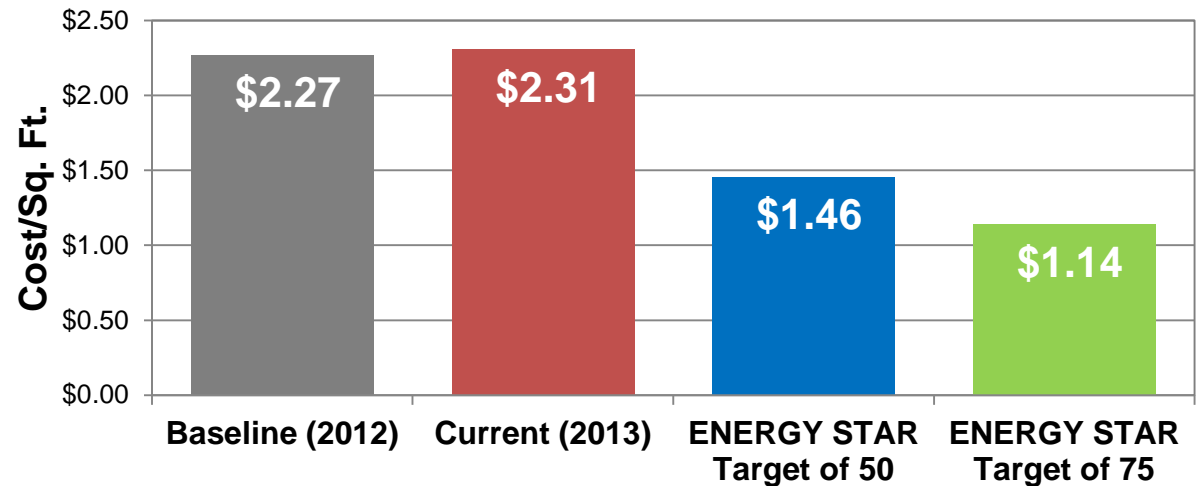
Some building types excluded due to inadequate data and/or EUI values beyond this range

# Manage

### Site Energy Use Intensity (kBtu/Sq. Ft.)

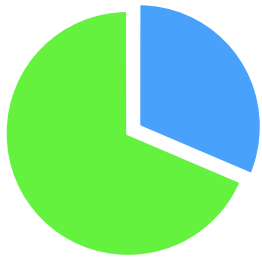


### Cost/Sq. Ft.



# Track

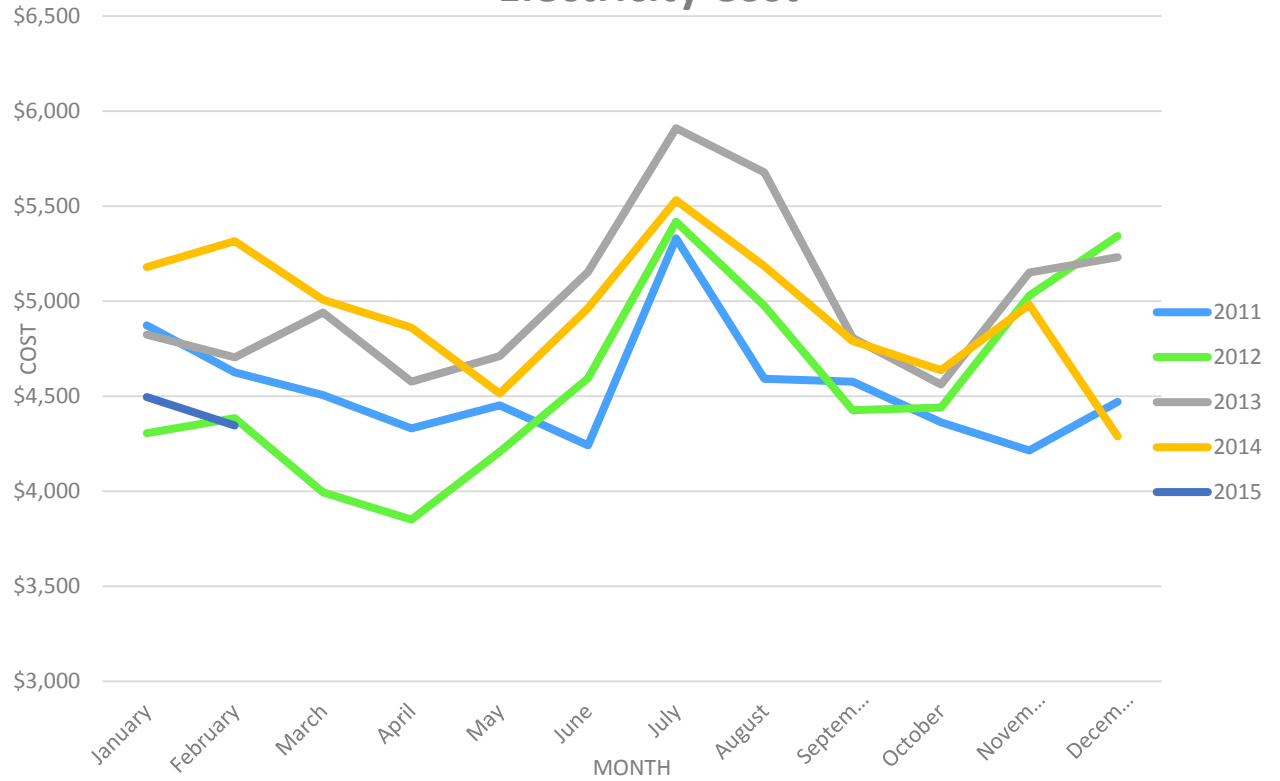
Total Annual kBtu by Energy Source (2014)



Total Annual kBtu by Energy Source (2014)



## Electricity Cost





# HOW to Benchmark

- Your Portfolio Manager building category: “senior care community,” includes nursing homes and assisted living facilities with a mix of living options (independent, assisted, and/or skilled nursing).
- Enter building and operational use details (number of units, number of workers, equipment, etc).
- Enter monthly energy and water use by meter.

# HELP with Benchmarking

The Institute for Sustainable Energy provides benchmarking support throughout CT to:

- Set up your accounts
- Help you enter energy data
- Help you generate graphs of energy use
- Train your staff to maintain and use Portfolio Manager
- Connect you to Energize CT programs to save energy and costs

“You can’t manage what you don’t measure!”

# Contact Info

ISE/BenchmarkCT Help Center:

[benchmark@energizect.com](mailto:benchmark@energizect.com)

860-465-0297

Lynn Stoddard, Director  
Institute for Sustainable Energy  
at Eastern CT State University

860-465-2813

[stoddardl@easternct.edu](mailto:stoddardl@easternct.edu)



At Eastern Connecticut  
State University

# The Institute for Sustainable Energy

“To identify, develop and become an objective energy and educational resource regarding the means for achieving a sustainable energy future for Connecticut.”



We believe that a sustainable world is possible.  
We work to make that possibility a reality.



At Eastern Connecticut  
State University