



**STATE OF CONNECTICUT
DEPARTMENT OF ENERGY AND ENVIRONMENTAL
PROTECTION**

Robert Klee
Commissioner

Bureau of Natural Resources
Marine Fisheries Division
www.ct.gov/deep/fishing

Interstate Marine Fisheries Management



SUPPORTED IN PART WITH FUNDS ADMINISTERED BY THE
UNITED STATES DEPARTMENT OF COMMERCE
National Oceanic and Atmospheric Administration
National Marine Fisheries Service
Management Division
State Federal Relations Branch

3-ACA Final Report
April 1, 2010 – March 31, 2015

This page is intentionally blank

UNITED STATES
DEPARTMENT OF COMMERCE
National Oceanic and Atmospheric Administration
National Marine Fisheries Service
Northeast Region
State, Federal & Constituent Programs Branch

PROJECT COMPLETION REPORT

Grantee: State of Connecticut

Project No.: 3-ACA

Segment No.: 1-5

Grant No.: NA10NMF4740353

Project Title: Interstate Marine Fisheries Management

Period Covered: April 1, 2010 - March 31, 2015

Project Leader: Mark Alexander

Prepared By: Mark Alexander, Matthew Gates and Gregory Wojcik

Approved by: David G. Simpson, Director
Marine Fisheries Division

Date: June 29, 2015

Statutory Funding Authority: Anadromous Fish Conservation Act (P.L. 89-302)
 Atlantic Coastal Fish Cooperative Management Act
 Chesapeake Bay Studies
 Endangered Species Act
 Interjurisdictional Fisheries Act (Title III of P.L. 99-659)
 Magnuson Act
 Oyster Disease Research
 Unallied Industry Projects
 Unallied Science Projects

This page is intentionally blank

Bureau of Natural Resources

PROJECT SUMMARY

Division: Marine Fisheries
Project: Interstate Marine Fisheries Management
Federal Aid Project: 3-ACA
Year: 2010-2015
Status: Final Report
Source of Funding: NMFS
Availability of Funding: Ongoing, annual
Funds Received: \$821,573 total for 5 years
Match Required: None

The principal purpose of the project is to provide fishery statistics, analyses and directed law enforcement in support of the development and implementation of interjurisdictional fishery management plans prepared by the Atlantic States Marine Fisheries Commission (ASMFC). The project includes two jobs: Marine Fishery Statistics and Marine Conservation Law Enforcement. This report summarizes the activities of five years of the project (April 1, 2010 - March 31, 2015).

Job 1: Marine Fisheries Statistics

Objective A: Data Collection

Collect fishery dependent statistics from harvesters and dealers on catch, harvest, fishing effort by gear type and season; compile and analyze the data to provide information for quota monitoring, stock assessment, and development and evaluation of Fishery Management Plans (FMPs) and management measures.

Key Findings:

- ◆ The number of licensed commercial fishermen required to submit monthly logbooks declined 27% from 2010 to 2014.
- ◆ The number of individual species records reported by commercial fishermen required to submit monthly logbooks declined by 16.5% from 2010 to 2014. Species records reported from seafood dealers declined 10.7%. These rates of decline are similar to those seen in the previous project period.
- ◆ The number of commercial fishermen utilizing federal Fishing Vessel Trip Reports (FVTR) to report to the DEEP was relatively stable during this project period, fluctuating between 56 and 64 fishermen per year. However, these fishermen reported 38% fewer trips in 2014 than in 2010. This continues the decline in fishing trips observed in previous project periods.
- ◆ The total number of species records reported by fishermen was substantially less than total number of transactions reported from Dealer Reports (10% less in 2015).
- ◆ As in previous project periods, commercial bluefish landings during the project period were low compared to the quota allocated to Connecticut and ranged from 22.7% to 63.9% of the annual quota and did not require in-season trip limit adjustments to control harvest. In fact, trip limits in each year were raised near the end of the year to allow for increased utilization of the quota.
- ◆ The suspension of weekly quota monitoring reporting of bluefish was continued during this project period due to low bluefish landings.
- ◆ Summer flounder commercial trip limits were adjusted more often in the period 2010 – 2014 than in the previous project period (7 to 10 times vs. 4 to 7 times annually). Scup commercial trip limits were adjusted 3 to 8 times per year in this project period compared to 6 to 10 times per year in the previous project period. Black sea bass trip limits were adjusted 3 to 5 times annually during this project period and were rarely adjusted in previous project periods.

- ◆ Commercial summer flounder landings were 101.6%, 98.4%, 100.8%, 98.1% and 104.3% of Connecticut's annual quota for 2010, 2011, 2012, 2013 and 2014, respectively for an average of 100.6%.
- ◆ Commercial scup landings were 99.8%, 62.3%, 78.0%, 93.5% and 107.3% of the annual quota in 2010, 2011, 2012, 2013 and 2014, respectively for an average of 88.1%.
- ◆ Commercial black sea bass landings were 109.5%, 113.4%, 103.1%, 104.8%, and 122.0% of the annual quota for 2010, 2011, 2012, 2013 and 2014, respectively for an average of 110.6%.

Conclusions:

- ◆ The decline in fisherman catch and landings records and the decline in trips reported by seafood dealers was largely the continuing result of the Long Island Sound lobster die-off of 1999 and the subsequent decline in the stock. That event resulted in lobster fishermen reducing fishing effort or leaving the fishery, and in attrition of license holders.
- ◆ The difference between the number of species records reported in the fishermen monthly logbooks/FVTRs when compared to corresponding dealer reported transactions is attributed to the fact that for each species landed and reported in the catch records, dealers report multiple records to differentiate market and grade categories.
- ◆ Weekly monitoring of landings, trip limit adjustments and season closures in the commercial summer flounder fishery were generally effective in controlling landings consistent with the annual quota. However, late reported landings and landings not sold through dealers in Connecticut still contribute to overages.
- ◆ For scup, poor market conditions (price) coupled with large quota allocations, contributed to large quota underages in some years.
- ◆ Weekly monitoring of landings, trip limit adjustments and seasonal closures in the commercial black sea bass fishery were generally not effective in controlling landings consistent with the annual quota. The low quota allocation coupled with very high availability of black sea bass to Connecticut fishermen led to Connecticut exceeding its allocation each year.
- ◆ The weekly commercial fisherman reporting requirement for bluefish quota monitoring has been discontinued since 2002 due to a commercial harvest that has been consistently below the annual quota. Less than 65% of the annual quota was landed in any one year between 2005 and 2014.

Recommendations:

- ◆ Continue to collect catch, effort, landings and dealer-based quota monitoring data, allowing existing methodologies to evolve toward electronic reporting technologies.
- ◆ Continue suspension of the requirement for weekly reporting of commercial bluefish landings and continue to rely on monthly reporting as long as projected landings remain significantly below the annual quota.
- ◆ Work with the National Marine Fisheries Service to resolve data issues related to electronic reporting, especially regarding Connecticut landed product shipped to out of state dealers.

Objective B: Verification

Verify the accuracy of reported statistics through crosschecking of fisherman catch reports, law enforcement boarding reports, and seafood dealer reports.

Key Findings:

- ◆ Law enforcement boarding reports were no longer recorded and provided to the Marine Fisheries Division.
- ◆ Significant progress was made in the matching of catch logbook records with dealer landing records. However, this process remains a largely manual process with an average of 71% of the state only dealer reported trips matched with fisherman reports.
- ◆ The generation and mailing of letters to fishermen or dealers who failed to provide mandatory monthly reports declined during this project period. The incidence of delinquency for more than one month increased as a result.

Conclusions:

- ◆ Comparison of law enforcement boarding reports with catch reports yielded only minor discrepancies during past project periods. Continuation of this activity is not warranted.
- ◆ Attempts to enhance verification through automated matching of logbook catch records with dealer landing records remains hampered by unidentifiable dealers, inconsistently recorded trip dates, and inconsistently recorded fisherman identifiers.
- ◆ Reporting compliance monitoring and enforcement and report verification are very time consuming and comprise a large amount of staff time. However these activities are a necessary component of quality assurance and should be increased.
- ◆ Referrals to Law Enforcement for reporting compliance and logbook/dealer discrepancies are an important element of reporting compliance.

Recommendations:

- ◆ Continue compliance and verification efforts with emphasis on identifying fishermen and dealers.
- ◆ Do not reinstitute boarding report collection and comparison to logbooks.
- ◆ Reinstigate the practice of regular delinquent letter mailings and of referring fishermen with delinquent reporting status or incomplete reports to Law Enforcement.

Objective C: Data Access

Provide data sets and data reports for marine fisheries staff to use in data analysis and development and evaluation of management measures.

Key Findings:

- ◆ Data sets containing raw catch, effort and landings data are updated daily and made available to Marine Fisheries Division staff.
- ◆ Annual data sets of reconciled fisherman logbook and dealers' landings data, as well as spreadsheet summaries of Connecticut landings by species were produced. The former was uploaded to ACCSP for inclusion into the ACCSP data warehouse and used by the National Marine Fisheries Service (NMFS) in their annual publication *Fisheries of the U.S.* The annual data sets and summary spreadsheet are retained for internal use.
- ◆ Through ACCSP, Connecticut data are available to other state and federal biologists for use in coast-wide stock assessments and development of coast-wide fishery management plans (FMPs) under established ACCSP confidential data access procedures.
- ◆ The landings of about half of the species landed in Connecticut are considered confidential (i.e., identifiable to 3 or fewer fishermen), even when summarized to the species-year level, and cannot be released to the public.

Conclusions:

- ◆ Data collected by the program provides the basis for development of fisheries management plans, management measures, limited entry qualification and regulations for LIS.
- ◆ Before data can be released to the public, care must be taken to insure that confidential data are not inadvertently released. Presently, identifying confidential data and then "rolling-up" confidential sums into non-confidential strata is only partially automated and requires staff time.

Recommendations:

- ◆ Continue to make data available to Marine Fisheries staff in a timely manner and continue to provide data through ACCSP to other state and federal biologists involved in coast-wide stock assessments and coast-wide fishery management plans.
- ◆ Provide summary statistics on the new DEEP web site and explore other avenues of statistics publication.

Job 2: Marine Conservation Law Enforcement

Objective A: Enforcement Coverage

Ensure effective enforcement of ASMFC fishery management plans. Provide funds for marine law enforcement coverage, particularly with respect to monitoring and enforcement of ASMFC quotas and other management activities requiring an intensive law enforcement presence (e.g. minimum lengths, creel limits).

Key Findings:

- ◆ Fisheries and Law Enforcement staff used previously established goals and priorities to effectively enforce ASMFC fishery management plans in Connecticut.
- ◆ A priority list of 10 important species, 10 control measures and a priority list of six types of fisheries violations was used for prioritizing law enforcement activities.
- ◆ Data on law enforcement contacts and incidents could not be obtained for the first project year.
- ◆ For the last four years of this project, overtime supported by this project enabled a total of 1,485 law enforcement contacts to be made resulting in 255 incidents reported. This is a 73% decrease in contacts and a 71% decrease in incidents from the last four years of the previous project period.
- ◆ Reductions in the law enforcement overtime budget due to increasing salary and benefits for all staff supported by this project, as well as less than anticipated and delayed annual grant awards led to the reductions in contacts and reported incidents that were supported by this project.

Conclusion:

- ◆ The institution of a Joint Enforcement Agreement (JEA) with NMFS allowed DEEP Environmental Conservation Police to fund law enforcement for federally managed species allowing the overtime provided by this project to focus on ASMFC managed species. There is a need to revisit enforcement priorities as they relate to ASMFC-managed species, especially in light of changes in the abundance and stock condition of species.

Recommendation:

- ◆ Though this job is now supported under a different grant following this project period, the Marine Fisheries Division and Environmental Conservation police should meet regularly to review and revise the priority list and to clarify what enforcement statistics are needed to gauge the effectiveness of law enforcement activities in achieving the management plan objectives.

Objective B: Operational Support

Provide operational support for field patrols by providing funding for operating expenses (e.g. fuel, supplies, equipment and repairs).

Key Finding:

- ◆ Funds were used for vessel maintenance and repair, fuel purchases at commercial marinas, purchase of binoculars, and to equip Connecticut Law Enforcement Officers with personal flotation devices.

Conclusion:

- ◆ Reliable equipment and vessels have enabled law enforcement staff to support effective implementation of ASMFC marine fisheries management plans.

Recommendation:

- ◆ Continue to provide support for Marine Fisheries law enforcement patrols and activities.

TABLE OF CONTENTS

<i>Project Summary</i>	<i>iii</i>
Job 1: Marine Fisheries Statistics	iii
Job 2: Marine Conservation Law Enforcement	vi
<i>Table Of Contents</i>	<i>vii</i>
<i>List of Tables</i>	<i>viii</i>
<i>List of Appendices</i>	<i>viii</i>
<i>Introduction</i>	<i>1</i>
Job 1. Marine Fisheries Statistics	1
Methods	1
Job 1A. Fisheries Statistics Data Collection	1
Job 1B. Fisheries Statistics Data Verification	5
Job 1C. Fisheries Statistics Data Access	5
Results and Discussion	5
Job 1A. Fisheries Statistics Data Collection	5
Job 1B. Fisheries Statistics Data Verification	7
Job 1C. Fisheries Statistics Data Access (Data Sharing)	8
Job 2: Marine Conservation Law Enforcement	9
Methods	9
Job 2A. Implementation and Enforcement of Fishery Management Plans	9
Job 2B. Support for Field Patrols	10
Results and Discussion	10
Job 2A. Implementation and Enforcement of Fishery Management Plans	10
Job 2B. Support for Field Patrols	11
<i>Literature Cited</i>	<i>12</i>
<i>Appendices</i>	<i>28</i>

LIST OF TABLES

<i>Table 1. Number of data records processed by report type and statistical year.</i>	13
<i>Table 2. Number of fishermen reporting and trips reported in Connecticut logbooks and NMFS fishing vessel trip reports.</i>	13
<i>Table 3. Number of licenses issued by report type and statistical year.</i>	14
<i>Table 4. Connecticut quota allocations.</i>	14
<i>Table 5. Number of fishermen delinquent in submitting their monthly catch reports.</i>	14
<i>Table 6. Summer flounder trip limit notices.</i>	15
<i>Table 7. Scup trip limit notices.</i>	17
<i>Table 8. Black sea bass trip limit notices.</i>	19
<i>Table 9. Bluefish trip limit notices.</i>	21
<i>Table 10. Trip-limit related text message notifications.</i>	22
<i>Table 11. Individual fisherman catch report / dealer report crosschecks ("audits").</i>	23
<i>Table 12. Top ten species by pounds landed, 2010-2014.</i>	24
<i>Table 13. Top ten species by landed value, 2010-2014.</i>	25
<i>Table 14. Data confidentiality at the species-year summary level, 2010-2014.</i>	25
<i>Table 15. Law enforcement contacts and incidents by species / program.</i>	26

LIST OF APPENDICES

<i>Appendix 1.</i>	<i>Connecticut commercial fishery catch logbook</i>
<i>Appendix 2.</i>	<i>NOAA fishing vessel trip report form (FVTR)</i>
<i>Appendix 3.</i>	<i>NOAA Form 88-30 -- Purchases from fishing vessels (Northeast)</i>
<i>Appendix 4.</i>	<i>Connecticut Seafood Dealer Report, Abbreviated Form for Lobster Transactions Only</i>

INTRODUCTION

The Connecticut Department of Environmental Protection's (renamed Department of Energy and Environmental Protection in 2011) Marine Fisheries Division initiated an Interstate Marine Fisheries Management Project in 1995 with funds made available through the Atlantic Coastal Fisheries Cooperative Management Act of 1993. The principal purpose of the project was to provide fishery statistics, fishery analyses and law enforcement to support development and implementation of interjurisdictional Atlantic States Marine Fisheries Commission (ASMFC) fishery management plans (FMPs). This effort was continued in 2010 with a new five-year project that included two jobs: Marine Fishery Statistics and Marine Conservation Law Enforcement. This report summarizes the five years of work accomplished by this project (April 1, 2010 - March 31, 2015). The objectives of the project were as follows:

Job 1: Marine Fisheries Statistics

- A. Collect fishery dependent statistics from harvesters and dealers on catch, harvest, fishing effort by gear type and season; compile and analyze the data to provide information for quota monitoring, stock assessment and development and evaluation of FMPs and management measures.
- B. Verify the accuracy of reported statistics through crosschecking of fisherman catch reports, law enforcement boarding reports, and seafood dealer reports.
- C. Provide marine data sets and data reports for marine fisheries staff to use in data analysis and development and evaluation of management measures.

Job 2: Marine Conservation Law Enforcement

- A. Ensure effective enforcement of ASMFC fishery management plans by providing funds for marine law enforcement coverage, particularly with respect to monitoring and enforcement of ASMFC quotas and other management activities requiring an intensive law enforcement presence (e. g. minimum lengths, creel limits).
- B. Provide operational support for field patrols by providing funding for operating expenses e.g., fuel, supplies, equipment, and repairs.

JOB 1. MARINE FISHERIES STATISTICS

METHODS

Job 1A. Fisheries Statistics Data Collection

Catch Reporting System

The present Connecticut commercial fisheries logbook program evolved from a mandatory catch and effort reporting program first implemented in the mid-1970's. While that early program provided useful catch and effort information, certain aspects of the program needed enhancement. Prior to 1995, Connecticut Commercial Fishing License holders (trawlers and lobster pot fishermen) were required to report fishing activity in monthly logbooks. The logbook detailed daily catch by species, area, and gear as well as port landed, traps hauled, set over days, and hours

trawled. These data were very useful, but they lacked information on the sale or disposition of the catch. Data for other license types were collected from annual catch summary sheets. These data were collected at the end of the year and lacked detailed information on catch and effort. Seafood dealers were required to submit monthly summaries of purchases in only five categories: lobster, all finfish combined, squid, crabs and sea scallops. Price and value information were not collected. The only detailed landings data collected came from several seafood dealers who had voluntarily provided landings data.

To rectify these shortcomings, the department revised its catch and landings reporting system in 1995. First, through a regulation change, the reporting requirements of Commercial Finfish License holders (users of gill nets, commercial hook, fish pots, eel pots, seines, scoop nets, cast nets, fyke nets) were broadened. These fishermen are now required to report daily fishing activity in monthly logbooks. To implement this change, the logbook traditionally used for the trawl and lobster pot fisheries was modified to accommodate the additional gear types and effort parameters. Fishermen using this logbook were required to complete an “End-of-Trip” landing record indicating the disposition of the landed catch. This record included the state or federal permit number of the dealer to whom they sold their catch. If they did not sell to a dealer, codes were provided for other dispositions such as private sale, use as bait, personal consumption, etc. To ease the burden of duplicate reporting, federally permitted fishermen are given the option of submitting the state copies of their *Federal Fishing Vessel Trip Report* (FVTR, Appendix 2) forms instead of filling out the Connecticut logbook. To further ease the reporting burden, fishermen that hold both the Connecticut Commercial Fishing License and the Commercial Finfish License, or multiple fishermen that fish together or use the same vessel are allowed to combine their catch, effort, and landings in the same logbook. Since the revised reporting system was implemented in 1995, additional modifications have been made to adopt coast-wide data collection standards. Starting in 2004, reports submitted by commercial fishermen are summarized by trip rather than completed on a day-to-day basis. Additional effort parameters were also added to the reporting system including trip start date/time, trip end date/time and number of crew. In 2005, the logbook was modified to collect price data for catch that was not sold through seafood dealers. In 2006, serial numbers were added to the logbook to assist with matching fisherman reports with dealer reports. Then in 2009, the Connecticut logbook (Appendix 1) went through a major revision to better link trip, effort and catch data and to make the data collected in logbooks more compatible with the Atlantic Coast Cooperative Statistics Program’s (ACCSP) eTrips data entry application, which the department began using in the same year. The catch reports have remained unchanged through this project period.

In addition, seafood dealers are required to report all individual purchases from commercial fishermen using the National Oceanic and Atmospheric Administration (NOAA) form *Purchases from Fishing Vessels* or equivalent (Appendix 3). At the suggestion of several dealers who buy only lobster from commercial fishermen, a *Connecticut Seafood Dealer Report, Abbreviated Form for Lobster Transactions Only* was created (Appendix 4). On this form, dealers can record up to six lobster purchase transactions per page. For those that did not need or want a multi-part form, this abbreviated form reduced paper waste and postage. Dealers are also allowed to report using their own forms, receipts, printouts, etc. as long as they provided the following information: dealer name and address, dealer number, vessel name, vessel number, date of purchase, pounds by species and market category, price by species and market category, and port landed.

Although most of the price data needed to determine the value of the resource is collected through seafood dealers, there was still a large portion of transactions where the data was not being collected. In Connecticut, a seafood dealer's license is not required when seafood is purchased from a commercial fisherman without intent for resale. In such instances of seafood being sold directly to the public (e.g. "dock sales") there was no data price being collected. To rectify this problem, a statutory change became effective in mid-2004 that required commercial fishermen to report a price per pound when not selling to a licensed seafood dealer. In 2005, the Connecticut logbook was modified to collect price data from "dock sales" to eliminate the need for fishermen to submit separate dealer reports for those transactions. Beginning in May 2004, seafood dealers who have a federal seafood dealer permit were required by the National Marine Fisheries Service (NMFS) to submit their transactions electronically. This is accomplished either through direct upload or through the Standard Atlantic Fisheries Information System (SAFIS) hosted by ACCSP. To minimize duplicate reporting, electronic reports submitted to NMFS by dealers that hold both a state and federal permit are accepted by the Marine Fisheries Division in place of paper reports.

Marine Fisheries Information System Datasets

The Connecticut Marine Fisheries Information System (MFIS) is comprised of marine license data, fisherman catch report data, seafood dealer landings report data and reporting compliance tracking information. The DEEP License and Revenue office in Hartford (L&R) issues commercial fishing licenses, and since 2012, marine license data has resided in a SQL Server database maintained by the department's online licensing system contractor (Active Network). License transactions are downloaded nightly from this system and are stored as SAS datasets accessible to Marine Fisheries Division staff. This data is used to maintain the participant and vessel tables in SAFIS. All paper logbooks, FVTRs and dealer reports are mailed to the Marine Fisheries Division, where they are logged into a local Access database (LogIt) for reporting compliance monitoring. After being logged, the logbooks and dealer reports are entered into the SAFIS modules eTrips (fisherman catch reports) and eDR (dealer reports). Most reports are entered within a day or two of being received. FVTR data is not entered, as this would not only be a duplicative data entry effort, but would result in duplicate reports in SAFIS. Like the license data, the SAFIS data, including FVTRs for Connecticut fishermen and electronically reported dealer data, are downloaded nightly and maintained in SAS datasets. Staff also error check the data and initiate follow-up contact with fishermen and dealers to resolve problems with erroneous or incomplete data. Integration between DEEP license datasets and the marine fisheries catch and dealer report datasets enable staff to monitor the reporting status of fishermen, mail delinquent letters when necessary, and deny renewal of licenses when reporting requirements are not met. The license database is also used as a mailing or emailing list for communicating with fishermen, to assist in law enforcement, and to provide a means of examining catch/effort statistics with respect to vessel characteristics. The Connecticut online licensing system also contains a communications log for maintaining a record of all contact with each license holder. This log contains entries for phone conversations, written correspondence (including delinquent letters sent) and additional reporting forms sent to the fisherman.

Quota Monitoring

The Marine Fisheries Division monitors state specific quotas in conjunction with the Greater Atlantic Regional Fisheries Office (GARFO) for summer flounder, scup, black sea bass and bluefish. In general, the weekly quota summaries published by GARFO are monitored and reconciled with DEEP landings data; discrepancies are investigated and corrected.

With the exception of bluefish, Connecticut has, by regulation, a moratorium on the participation in these quota-managed fisheries. The regulations also implement an annual quota with seasonal sub-quotas and trip limits invoked upon reaching pre-specified percentages of the annual quota (“triggers”). When the percent of state quota (as determined using the available data sources) reaches one of the triggers, the trip limit for Connecticut commercial fishermen is adjusted accordingly and a notice is sent via mail, email, text message or fax to commercial fishermen, dealers and law enforcement. Also, to ensure full quota utilization while minimizing overages, trip limits are also sometimes adjusted under temporary rule-making as authorized by regulation and statute.

Summer Flounder Quota Monitoring

Summer flounder are currently managed by state-specific quota allocation systems adopted in 1993 and regulated by the individual states. In this region, NMFS initially implemented measures to monitor summer flounder landings via an interactive voice response (IVR) dealer reporting system administered by the NMFS Northeast Regional Office (now GARFO) in Gloucester, Massachusetts. Through this program, the Marine Fisheries Division received weekly quota summaries emailed from NMFS. Each summary consisted of weekly, cumulative, and late entry summer flounder landings (pounds) by state.

With the advent of electronic dealer reporting, NMFS discontinued the IVR and now generates the weekly quota summaries from the electronically submitted reports. The Marine Fisheries Division generates independent quota summaries directly from dealer data downloaded from SAFIS.

Scup Quota Monitoring

A dealer-based quota monitoring system was also used to track scup landings during the May 1 through October 31 state quota allocation period. This effort, initiated in 1997, uses the same reporting forms, data collection methodology and notification system as the summer flounder quota-monitoring program and is managed concurrently with that program.

Black Sea Bass Quota Monitoring

In 1998, a dealer-based quota monitoring system was also implemented for black sea bass. This effort uses the same reporting forms and methodology as the summer flounder and scup monitoring programs and is monitored concurrently with those programs. In 2003, the management of black sea bass shifted to a state quota allocation system. At that time, Connecticut implemented regulations to establish a moratorium on new participation in the black sea bass fishery.

Bluefish Quota Monitoring

The weekly bluefish quota monitoring system initiated by regulation during 1995 was discontinued after 2001 due to consistently low bluefish landings in relation to the state quota. In this fisherman-based system, fishermen were given a choice of how to report -- they could either mail-in, phone-in, or fax-in their bluefish landings. The report form included name, license number, fishing week, port landed, and pounds of bluefish landed. Bluefish landings reported in monthly logbooks were periodically examined to monitor landings. Had significant landings begun to appear in the logbooks, the weekly quota-monitoring program would have been reinstated.

Job 1B. Fisheries Statistics Data Verification

The following methods were utilized to ensure and verify reporting compliance and accuracy:

1. Mailing delinquent notices for late or missing catch reports.
2. Crosschecking catch reports and law enforcement boarding reports.
3. Crosschecking catch reports and dealer reports.
4. Crosschecking monthly dealer reports with federal data for quota-managed species.

Job 1C. Fisheries Statistics Data Access

After data entry was completed and data auditing performed, the SAS data sets containing the raw logbook and dealer data were made available to Marine Fisheries Division staff. SAFIS data, including VTRs for Connecticut fishermen and electronically reported dealer data, are downloaded nightly and maintained in these SAS datasets. In addition, for each statistical year, logbook and dealer data were combined into annual landings data sets. These were forwarded to ACCSP for inclusion in the ACCSP Data Warehouse and ultimately *Fisheries of the U.S.* as well as retained in SAS data sets locally for fulfilling landings data requests.

RESULTS AND DISCUSSION

Job 1A. Fisheries Statistics Data Collection

Data Collection

The Connecticut DEEP Marine Fisheries Division expanded its Marine Fisheries Information System (MFIS) with the goal of enhancing both the types and quality of data collected. The need for this action arose out of the increasing number of fisheries management initiatives requiring more detailed data collected on a timelier basis, particularly interstate management plans utilizing quota management. This section identifies accomplishments made during the five years of this project.

Table 1 compares the number of catch and landings records processed by statistical year. Table 2 identifies the number of fishermen and the number of trips associated with the monthly Connecticut logbooks and the NMFS fishing vessel trip reports (FVTR) by statistical year. Table 3 compares the number of license holders required to submit our various catch/landing reports for the same five years. The rate of decline in the number of licensed fishermen obligated to submit catch reports (Table 3, row 1) more than doubled in this five year project period as compared to the previous project period (12% decline vs 27% decline) (Alexander *et al* 2010). This is accompanied by a 44% decline in the number of trips reported by these individuals (Table 2) and a 30% decline in monthly catch, trip and landing records processed (Table 1, rows 2-5). These trends are similar to what was seen during the 2001-2004 and again in the 2005-2009 statistical years (Alexander *et al* 2010) where there was also a trend in decreasing trips. There are two reasons for this; first, there has been attrition in the fishery due to a moratorium on fishing licenses imposed since June 1995. Secondly, and more importantly, a lobster die-off in western Long Island Sound has severely affected participation in the lobster fishery. These effects have had more of an impact on the number of fishermen that typically submit Connecticut logbooks (36% decline in fishermen and a 46% decline in trips from 2010 to 2014) than on those that submit the FVTRs (a 1.8% decline in fishermen and a 38% decline in trips during the same period (Table 2). Data submitted through the Connecticut logbooks come predominately from the inshore lobster pot fishery, whereas the FVTRs come largely from the offshore trawl/scallop dredge fisheries.

There has been a similar though less severe downward trend in the number of species landing records reported by seafood dealers. Between 2010 and 2014 there was a reduction of 11% in the number of species landing records reported by seafood dealers (Table 1). This continues the trend seen in statistical years 2001-2004 (Alexander *et al* 2005) and 2005-2009 (Alexander *et al* 2010). As with logbook reporting, this decrease is largely attributable to the lobster die-off as evidenced by the decline in lobster landings. Connecticut lobster landings have continued the decline noted in the previous project periods (Alexander *et al* 2010) from 432,591 pounds in 2010, to 129,534 pounds in 2013 then slightly increasing to 138,911 pounds in 2014. This is a decline of 96.5% since the high of 3,715,310 pounds in 1998. During the course of this decline, many lobster fishermen have had to abandon fishing to pursue other sources of income. The decline in the number of records reported for seafood dealers is less severe than the decline in records for fishermen because many lobsters were traditionally not sold through seafood dealers.

The number of species records collected from dealers is somewhat more than the number of trips represented in the Connecticut logbook and NMFS fishing vessel trip reports. (Table 1, Table 2). This difference is attributed to the fact that for each species landed and reported in the catch records dealers report multiple records to differentiate market and grade categories.

Quota Monitoring -- Summer Flounder

Fishermen were notified of the current Summer Flounder trip limits and the status of the quota via email, postings on the Department's website and starting in 2013, trip limit changes via text message notification. A total of 45 notices relating to summer flounder trip limit changes and quota status were sent and 12 text messages announcing trip limit changes were sent to fishermen and seafood dealers. The dates of the notices, the nature of the changes, and the percentage of the quota attained are summarized in Table 6. The date and contents of text messages sent are listed in Table 10.

Landings totaled 101.6%, 98.4%, 100.8%, 98.1% and 104.3% of Connecticut's annual quota for 2010, 2011, 2012, 2013 and 2014, respectively. The underages were due to late season quota transfers from other states, overages were largely due to high rates of landings at the end of the year and late reports, usually from fisherman reports of landings sold to out-of-state dealers. The summer flounder quotas allocated to Connecticut for 2010 – 2014 are listed in Table 4.

Quota Monitoring – Scup

Fishermen were notified of the current scup trip limits and the status of the quota via email, postings on the Department's website and starting in 2013, trip limit changes via text message notifications. A total of 30 notices relating to scup trip limit changes and quota status were sent and 7 text messages announcing trip limit changes were sent to fishermen and seafood dealers. The dates of the notices, nature of the changes and the percentage of the quota attained (where applicable) are summarized in Table 7. The date and contents of text messages sent are listed in Table 10.

Landings totaled 99.8%, 62.3%, 78.0%, 93.5% and 107.3% of the summer period state quota in 2010, 2011, 2012, 2013 and 2014, respectively. The underages were largely due to market conditions, the overage in 2014 was due to rapid late season landings made under a generous trip limit. The summer period scup quotas allocated to Connecticut for 2010 – 2014 are listed in Table 4.

Quota Monitoring – Black Sea Bass

Fishermen were notified of the current black sea bass trip limits and the status of the quota via email, postings on the Department's website and starting in 2013, trip limit changes via text message notifications. A total of 33 notices relating to black sea bass trip limit changes and quota status were sent and 7 text messages announcing trip limit changes were sent to fishermen and seafood dealers. The dates of the notices, nature of the changes and the percentage of the quota attained (where applicable) are summarized in Table 8. The date and contents of text messages sent are listed in Table 10.

Landings totaled 109.5%, 113.4%, 103.1%, 104.8%, and 122.0% of the annual quota for 2010, 2011, 2012, 2013 and 2014 respectively. Connecticut's relatively small commercial quota coupled with high availability have led to consistent overages. The black sea bass quotas allocated to Connecticut for 2010 – 2014 are listed in Table 4.

Quota Reporting – Bluefish

The Fisheries Division implemented a weekly bluefish reporting system in 1995 that required fishermen to call, mail or fax their weekly bluefish landings. In addition to weekly reporting, fishermen were still required to provide more comprehensive reports in the monthly logbooks. After 2001 and continuing through 2014, the weekly bluefish quota-monitoring program was discontinued due to consistently low bluefish landings relative to the commercial quota. Fishermen were notified of the current bluefish trip limits and the status of the quota via email and postings on the Department's website. A total of 13 such notices were sent. The notices sent to fishermen are listed in Table 9.

Commercial landings totaled 22.7%, 35.9%, 63.9%, 26.6%, and 31.9% of the annual quota for 2010, 2011, 2012, 2013 and 2014 respectively. If commercial bluefish landings as reported in the monthly logbook reach a level that is a significant portion of the quota, the weekly reporting program will be reinstated. The bluefish quotas allocated to Connecticut for 2010 – 2014 are listed in Table 4.

Job 1B. Fisheries Statistics Data Verification

During this project period, the Department migrated its licensing computer system from a DEC VAX, Open VMS system with a PowerHouse-based database to a modern Microsoft SQL Server database managed by the department's online licensing system contractor. That transition in 2012, necessitated transitioning the report logging application to a home-grown Microsoft Access database application called Logit. Delinquent letters were mailed periodically in 2010, 2011 and 2014 to license holders that failed to submit monthly logbooks. The annual average number of fishermen delinquent each month in submitting their monthly reports are summarized in Table 5. The delinquency rate for logbook reports ranged from approximately 31% to 58%.

Law enforcement boarding reports were no longer recorded and provided to the Marine Fisheries Division. In the previous project period, no discrepancies that warranted a referral to law enforcement were encountered.

Complete automated linking of fisherman catch reports with dealer reports has not yet been attainable. The federal requirement that dealers record the FVTR serial number on dealer reports

has aided the task of linking fisherman catch reports with dealer reports for federally permitted fishermen. For state only fishermen, unique trip identifiers had been added to the Connecticut Commercial Fisheries Catch Logbooks in 2009. Beginning in 2008 and continuing in this project period, a more rigorous effort was made to manually match fishermen and dealer data. During data entry, staff attempt to link dealer reports to fisherman catch reports by adding this trip identifier to the dealer reports see Table 11. For those dealer reports that lack a fisherman identifier, an attempt is made during this reconciliation process to match dealer reported trips to fisherman reports using landing date, species and landing weight. This process becomes a sort of audit in that when discrepancies are noted, contact is made with the fisherman (usually) or the dealer to resolve the issue. This method has proven to be more time efficient and effective than making law enforcement referrals and has resulted in us making this transition.

As a result, of the dealer trips entered by DEEP staff, 59% to 82% annually (on average 71%), had matching fisherman reports see Table 11. The remaining unmatched trips are predominately the result of fisherman caring their catch and selling multiple days' worth of catch at one time.

Job 1C. Fisheries Statistics Data Access (Data Sharing)

SAS data sets containing raw logbook, FVTR, and dealer data were updated daily and made available to authorized Marine Fisheries staff. In addition, Connecticut fisherman logbook data was reconciled with dealer data and uploaded to ACCSP for inclusion into the ACCSP data warehouse, and inclusion into the annual publication *Fisheries of the U.S.* The data were also made available to other state and federal fishery scientists for coast-wide stock assessment purposes through established ACCSP confidential data access procedures. In addition, SAS data sets, summary spreadsheets containing this data have been made available to Marine Fisheries Division staff for internal use. Landings by pounds and value for the top ten species for the years 2010-2014 are presented in Table 12 and Table 13, respectively. Silver hake is consistently the top species in terms of pounds landed, while sea scallop dominates in terms of value. Significant shifts in rank for pounds landed, include lobster, which due the continued die-off, have fell from number four in to number ten. Conversely, long-finned squid have risen from number five to number two. Similar shifts are also reflected in the landings value.

Because of the nature of Connecticut's fisheries, about half of the species landed are confidential (attributable to 3 or fewer reporting entities) even when summarized to the species-year summary level (Table 14). As a result, these compilations cannot be released in full for public use. Public requests for fishery statistics are handled on a case-by-case basis to assure protection of confidential data.

JOB 2: MARINE CONSERVATION LAW ENFORCEMENT

METHODS

Job 2A. Implementation and Enforcement of Fishery Management Plans

The goal of DEEP law enforcement activities supported by this project is to effectively enforce ASMFC fishery management plans in Connecticut. To focus the efforts toward accomplishing this goal, the Law Enforcement Division continued to utilize lists that address high priority fisheries management issues. The lists were developed and refined by the Marine Fisheries Division in previous project years (Alexander *et al* 1998, 2001). The lists included species/activities of importance, “critical control measures” and priority types of violations. In applying these lists, two objectives were identified: support the restoration of depressed fish stocks, and diminish the incentive for fishermen to violate conservation measures. In practice, these lists and their priorities were adjusted as management needs changed.

The following species/activity priority list was established with DEEP Law Enforcement staff to guide and prioritize enforcement activities under this Job. It is based on the relative level of over fishing and level of importance of the species to Connecticut fisheries.

1. Lobster
2. Reporting compliance
3. Summer Flounder
4. Scup
5. Tautog
6. American Eel
7. Striped Bass
8. Bluefish
9. Port / Vessel checks
10. Alewife and River Herring

The following list of critical control measures was utilized for identifying and prioritizing law enforcement activities. These measures are intended to make the enforcement of ASMFC plan management measures as effective as possible.

1. Quota Monitoring -- Summer flounder trip limits and period sub-quotas. Enforcement throughout the year but principally from November through February. Closure upon reaching quota. Also, minimum length, creel limit, and codend mesh regulations.
2. Quota Monitoring -- Scup trip limits. Period of interest: May through October. Closure upon reaching quota. Also, minimum length and codend mesh regulations.
3. Quota Monitoring – Black sea bass trip limits by gear type. Period of interest: May through October. Closure upon reaching quota. Also, minimum length and creel limit.
4. Quota Monitoring -- Bluefish trip limit. Period of interest: April 1 through the end of the year (usually October). Closure upon reaching quota. Also, 10 fish recreational creel limit.
5. Tautog Management -- Minimum length, commercial possession limits by gear type, recreational creel limit, closed season for the sport and commercial fishery. Period of

interest: throughout the year. Recreational season closure dates 5/1-6/30, 9/1-9/31, and 12/7-12/31. Also, roller gear (6" rollers) limits.

6. Lobster Management -- Minimum length, egg-bearing lobster prohibition, V-notched female prohibition, trap tag program compliance, escape vents and biodegradable fasteners, mobile gear possession limits, prohibited night fishing. Period of interest: throughout the year.
7. Striped Bass Management -- Minimum length, creel limit; throughout the year.
8. American Eel Management -- Glass eel closure, Silver eel prohibition, Minimum length and creel limit.
9. Winter Flounder -- Minimum length, codend mesh, creel limit regulations. Period of interest: throughout the year. Commercial closed season 3/1-4/14.
10. Alewife and River Herring – Emergency Closure.
11. Weakfish -- Minimum length and creel limit.

In terms of the type of fishery violations felt to be most important to enforce, the following priority was established:

1. Trawl net mesh size
2. Minimum lengths
3. Commercial fishery possession (trip) limits
4. Sport fishery creel limits
5. Closed seasons
6. Closed areas

Job 2B. Support for Field Patrols

Funds for supplies and vessel maintenance and repairs were provided to support the plan monitoring activities and enforcement identified above.

RESULTS AND DISCUSSION

Job 2A. Implementation and Enforcement of Fishery Management Plans

The funding account for law enforcement efforts established under Job 2 was used primarily to fund overtime expenses for officers called out to address issues identified in the priority lists. In 2002, DEEP law enforcement entered into a Joint Enforcement Agreement (JEA) with NMFS. That effort targeted federally managed species, especially those managed under a quota such as summer flounder as well as sea scallop and lobster and enforcement at seafood dealer locations. As in the previous five years, the support provided by this project focused on species and activities that were not covered under the JEA.

Table 15 summarizes the number of contacts and violations by species and project year. Data for project year 2010/2011 could not be obtained because it resided within a legacy data base application that is no longer accessible. For the last four years of this project, overtime support enabled a total of 1,485 law enforcement contacts to be made resulting in 255 incidents reported. This is a 73% decrease in contacts and a 71% decrease in incidents from the last four years of the previous project period (Alexander *et al*, 2010). This decline was due to reductions in the law enforcement overtime budget, which were in turn largely a consequence of increasing salary and

benefits for all staff supported by this project, as well as less than anticipated and delayed annual grant awards.

There was significant law enforcement effort directed toward glass eel enforcement in 2012/2013 and again in 2014/2015. This effort was initiated as the result of high glass eel prices in the state of Maine, and there was concern that poachers would capitalize on this high-value product. However, only 7 contacts were made with no arrests in 2012/2013 and no contacts and no arrests in 2014/2015. In spite of the apparent compliance to glass eel regulations, the extremely high price that glass eels fetch in the market remains a very strong incentive to poaching. As a result, it is important to continue to direct enforcement effort toward this species. Black sea bass have emerged as a law enforcement priority, especially in the recreational fishery where their seasonal abundance has greatly increased in Connecticut and adjoining waters in the past few years. They have also increased in importance as a bycatch species in the lobster fishery, as well as in directed commercial fishing. As the black sea bass population's center of abundance shifts further northward, and regulations have to be made more restrictive to keep Connecticut commercial landings within the state quota and recreational landings within the state harvest target, regulation compliance will continue to become more of an issue. Lobster itself has continued to decline in landings, having dropped from fourth to tenth in pounds landed (Table 12). Nevertheless, as a high-value species, it is important to sustain adequate law enforcement pressure. Contacts related to scup and bluefish were also relatively high from 2011 to 2013, this being a consequence of their abundance and catchability. Tautog enforcement was and is heavily emphasized, owing to its popularity in the recreational fishery and accessibility as a species that can be readily caught from shore. Tautog enforcement in the commercial fishery has also been important, especially due to the lucrative live-fish trade in the fall. Though menhaden enforcement activity has been low, the department expects that more emphasis will be given to menhaden as their abundance increases because of recent successful management actions. Winter flounder enforcement has been de-emphasized as their abundance has declined, and other more productive fishing opportunities have prevailed.

Job 2B. Support for Field Patrols

The funding set aside in support of field patrols was utilized for vessel repair and maintenance, fuel from commercial marinas, binoculars and personal floatation devices.

LITERATURE CITED

- Alexander, M. S., D. J. Shake, and E. M. Smith. 1998. Interstate Marine Fisheries Management. Progress Report 3-ACA-003. Connecticut Department of Environmental Protection. 34p.
- Alexander, M. S., M. P. Gates, G. Wojcik and N. Lang 2001. Interstate Marine Fisheries Management Progress Report 3-ACA-052. Connecticut Department of Environmental Protection 30p.
- Alexander, M. S., M. P. Gates, G. Wojcik 2005. Interstate Marine Fisheries Management Progress Report 3-ACA-095. Connecticut Department of Environmental Protection 35p.
- Alexander, M. S., M. P. Gates, G. Wojcik 2010. Interstate Marine Fisheries Management Progress Report 3-ACA-178. Connecticut Department of Environmental Protection 47p.

Table 1. Number of data records processed by report type and statistical year.

Report Type	Record Type	Records Processed				
		2010	2011	2012	2013	2014
Monthly Commercial Fisheries Catch Logbook / FVTR	FVTR Trips Downloaded	1,976	1,761	2,007	1,468	1,230
	FVTR Catch Records Downloaded	7,523	8,300	9,640	8,233	7,024
	Etrips Trip Records Entered	7,645	5,710	5,218	4,074	4,161
	Etrips Effort Records Entered	8,637	6,297	5,751	4,541	4,612
	Etrips Catch Records Entered	11,180	8,778	7,904	7,371	8,580
	Negative Reports	2,125	2,032	1,514	1,197	772 ¹
Monthly Seafood Dealer Reports	Species Landings Records Entered by DEEP staff	3,797	2,308	2,082	1,372	827
	Number of Trip Landings Entered by DEEP Staff	2,076	1,126	1,025	716	508
	Species Landing Records Entered by Seafood Dealers	16,508	16,689	18,852	17,632	17,305
Personal Use Lobster Reports	Daily Catch Records	4076	2,014	1330	742	658
Personal Use Gillnet	Daily Catch Reports	761	444	624	624	451

¹ Entry of negative reports for 2014 is ongoing.

Table 2. Number of fishermen reporting and trips reported in Connecticut logbooks and NMFS fishing vessel trip reports.

Year	Connecticut Logbooks		NMFS FVTRs		Total Reporting	
	Fishermen	Trips	Fishermen	Trips	Fishermen	Trips
2010	213 (78.9%)	7,645 (79.5%)	57 (21.1%)	1,976 (20.5%)	270	9,621
2011	183 (74.1%)	5,710 (76.4%)	64 (25.9%)	1,761 (23.6%)	247	7,471
2012	165 (73.7%)	5,218 (72.2%)	59 (26.3%)	2,007 (27.8%)	224	7,225
2013	136 (70.8%)	4,074 (73.5%)	56 (29.2%)	1,468 (26.5%)	192	5,542
2014	137 (71.0%)	4,161 (77.2%)	56 (29.0%)	1,230 (22.8%)	193	5,391

Table 3. Number of licenses issued by report type and statistical year.

Report Type	Licenses Issued				
	2010	2011	2012	2013	2014
Monthly Commercial Fisheries Catch Logbook / FVTR	446	395	378	339	325
Monthly Seafood Dealer Reports	32	36	34	30	28
Personal Use Lobster Reports	243	198	195	197	195
Personal Use Gillnet	505	377	299	227	160

Table 4. Connecticut quota allocations.

Species Quota	Pounds				
	2010	2011	2012	2013	2014
Summer Flounder Annual Quota	290,704	392,171	302,490	273,605	242,106
Scup Summer Period Quota (May 1 – October 31)	131,136	250,104	342,819	288,980	269,592
Black Sea Bass Annual Quota	17,586	17,586	17,100	21,700	21,700
Bluefish Annual Quota	129,330	118,718	130,649	114,929	94,448

Final quota allocations including transfers from other states

Table 5. Number of fishermen delinquent in submitting their monthly catch reports.

Reporting Year	Average Number Delinquent	Average Percent Delinquent	Avg. Percent Late One Month
2010	141	31.2%	10.8%
2011	166	43.6%	18.7%
2012	-	-	-
2013	-	-	-
2014	183	58.4%	14.1%

Table 6. Summer flounder trip limit notices.

Year	Notice Date	Effective Date	Trip Limit	Percent of Quota, notes
2010	12/7/2009	12/14/2009		Informational meeting to discuss 2010 quotas
	12/23/2009	1/2/2010	500 lbs., 2 trips per week	0%, rule change
		1/22/2010	1,000 lbs.	0%, rule change
	4/12/2010	5/1/2010	125 lbs.	30%, rule change
	8/11/2010	11/1/2010	500 lbs.	69%, rule change
	9/23/2010	8/29/2010	125 lbs.	77%, rule change
		11/1/2010	500 lbs.	Rule change
	11/12/2010	11/13/2010	1,000 lbs.	84%, formula adjustment
12/2/2010	12/3/2010	1,500 lbs.	87%, formula adjustment	
2011	12/8/2010	12/17/2010		Informational meeting to discuss 2011 quotas
	12/30/2010	1/1/2011	1,000 lbs., 2 trips per week	0%, rule change
		1/22/2011	1,000 lbs., 2 trips per week	0% rule change
	3/3/2011	3/13/2011	2,000 lbs. per week, 2 trips per week	14%, rule change
	No notice	4/1/2011	200 lbs.	Scheduled adjustment
	8/3/2011	8/4/2011	300 lbs.	62%, rule change
	10/28/2011	11/1/2011	1,000 lbs.	87%, rule change
	12/2/2011	12/4/2011	1,500 lbs.	90%, formula adjustment
2012	12/21/2011	1/1/2012	1,000 lbs.	0%, rule change
	1/31/2012	2/14/2012		Informational meeting to discuss 2012 quotas
	3/3/2012	3/5/2012	2,000 lbs. per week, 2 trips per week, call-in required	19%, rule change
	4/17/2012	4/21/2012	100 lbs.	45%, trigger-based change
	4/18/2012	5/1/2012	150 lbs.	45%, rule change
	7/5/2012	7/8/2012	75 lbs.	78%, rule change
	8/1/2012	8/1/2012	75 lbs.	88%, reminder notice
	8/28/2012	9/1/2012	0 lbs.	97%, trigger-based change
	No notice	11/1/2012	500 lbs.	92%, 6,000 lb. quota transfer from ME, scheduled adjustment
	11/20/2012	11/22/2012	75 lbs.	97%, scheduled adjustment
	12/7/2012	12/8/2012	200 lbs.	94%, NMFS quota correction
12/12/2012	12/13/2012	500 lbs.	94%, landings correction, formula adjustment	

Year	Notice Date	Effective Date	Trip Limit	Percent of Quota, notes
2013	11/30/2012	1/1/2012		Informational meeting to discuss 2013 quotas
	12/21/2012	1/1/2013	1,200 lbs. per week, call-in required	0%, rule change
	4/19/2013	5/1/2013	100 lbs., no Sunday landings 5/26 – 9/2	45%, rule change
	4/23/2013	4/28/2013	100 lbs.	45%, trigger-based change
	5/21/2013	5/26/2013	No Sunday landings 5/26 - 9/2	57%
	5/28/2013	5/28/2013		Notice re: sign-up for trip-limit text messages
	7/19/2013	7/18/2013	100 lbs.	80%, Quota update
	8/2/2013	8/7/2013	50 lbs.	84%, rule change/formula adjustment
	8/30/2013	8/30/2013	50 lbs.	91%, reminder notice
	9/27/2013	9/27/2013	50 lbs.	94%, reminder notice
	10/29/2013	11/1/2013	200 lbs.	96%, 5,400 lb. quota transfer from ME, rule change/formula adjustment
	11/21/2013	11/23/2013	200 lbs.	97%, quota update
	12/10/2013	12/16/2013	500 lbs.	95%, rule change/formula adjustment
	12/13/2013	12/16/2013	800 lbs.	95%, rule change/formula adjustment
12/27/2013	12/30/2013	0 lbs.	Quota reached	
2014	12/10/2013	12/19/2013		Informational meeting to discuss 2014 quotas
	12/27/2013	1/1/2014	200 lbs.	0%, rule change
		1/19/2014	1,000 lbs. per week, call-in required	0%, rule change
	4/24/2014	5/1/2014	100 lbs., no Sunday landings 5/24 – 9/1	0%, rule change
	8/13/2014	8/13/2014	100 lbs.	66%, quota update
	9/24/2014	9/24/2014	100 lbs.	75%, quota update
	10/30/2014	10/30/2014	100 lbs.	82%, quota update
	11/13/2014	11/15/2014	300 lbs.	84%, rule change/formula adjustment
	12/3/2014	12/5/2014	1,500 lbs. per week, call-in required	85%, rule change/formula adjustment
	12/10/2014	12/18/2014		Informational meeting to discuss 2015 quotas
12/18/2014	12/21/2014	500 lbs.	90%, rule change/formula adjustment	
2015	12/29/2014	1/1/2015	1,000 lbs. per week, call-in required	0%, rule change

¹ Trip limit change as result of rule change

Table 7. Scup trip limit notices.

Year	Notice Date	Effective Date	Trip Limit	Percent of Quota, notes
2010	12/7/2009	12/14/2009		Informational meeting to discuss 2010 quotas
	4/12/2010	6/1/2010	100 lbs. - trawl/fish pot 50 lbs. - hook/pound net/gillnet 10 fish - lobster pot	0%, rule change
	7/27/2010	8/1/2010	50 lbs. - trawl/fish pot 25 lbs. - hook/pound net/gillnet 10 fish - lobster pot	40%, trigger-based adjustment
	8/11/2010	9/1/2010	100 lbs. - trawl/fish pot 50 lbs. - hook/pound net/gillnet 10 fish - lobster pot	46%, rule change
		9/22/2010	0 lbs.	46%, rule change
	9/23/2010	9/22/2010	0 lbs.	64%, rule change
		10/1/2010	100 lbs. - trawl/fish pot 50 lbs. - hook/pound net/gillnet 10 fish - lobster pot	
	10/1/2010	10/1/2010	10 fish – lobster pot 300 lbs. – all other gear	68%, formula adjustment
9/23/2010	11/1/2010	2,000 lbs.	0%, Winter II, rule change	
2011	12/8/2010	12/17/2010		Informational meeting to discuss 2011 quotas
	12/30/2010	1/1/2011	30,000 lbs. per week	0%, rule change
	9/22/2011	9/1/2011	1,000 lbs. - trawl/fish pot/hook 500 lbs. - pound net/gillnet 10 fish - lobster pot	37%, rule change
	10/7/2011	10/7/2011	10 fish – lobster pots 2,000 lbs. – all other gears	43%, formula adjustment
	10/28/2011	11/1/2011	8,000 lbs.	Winter II, rule change
2012	12/21/2011	1/1/2012	50,000 lbs.	0%, winter I, rule change
	1/31/2012	2/14/2012		Informational meeting to discuss 2012 quotas
	4/18/2012	5/1/2012	1,000 lbs. – trawl/fish pot/hook 500 lbs. - pound net/gillnet 10 fish - lobster pot	0%, rule change
	9/6/2012	9/7/2012	5,000 lbs. –trawl/fish pot/hook 2,500 lbs. - pound net/gillnet 10 fish - lobster pot	53%, rule change/formula adjustment
2013	11/30/2012	1/1/2012		Informational meeting to discuss 2013 quotas
	12/21/2012	1/1/2013	50,000 lbs.	0%, Winter I, rule change

Year	Notice Date	Effective Date	Trip Limit	Percent of Quota, notes
	4/19/2013	5/1/2013	1,200 lbs. – trawl/fish pot/hook 600 lbs. - pound net/gillnet 10 fish - lobster pot no Sunday landings 5/25 – 9/2	0%, rule change
	5/21/2013	5/26/2013		12%, no Sunday landings 5/26 - 9/2
	5/28/2013	5/28/2013		Notice re: sign-up for trip- limit text messages
	7/19/2013	7/18/2013	1,200 lbs. – trawl/fish pot/hook 600 lbs. - pound net/gillnet 10 fish - lobster pot	60%, quota update
	7/29/2013	8/1/2013	10 fish – lobster pots 100 lbs. – all other gears	70%, formula adjustment
	8/30/2013	9/2/2013	1,200 lbs. – trawl/fish pot/hook 600 lbs. - pound net/gillnet 10 fish - lobster pot	72%, rule change
	9/27/2013	9/27/2013	1,200 lbs. – trawl/fish pot/hook 600 lbs. - pound net/gillnet 10 fish - lobster pot	76%, reminder notice
	10/29/2013	11/1/2013	8,000 lbs.	0%, Winter II, rule change
	12/10/2013	12/18/2013	8,000 lbs.	Reminder notice
2014	12/10/2013	12/19/2013		Informational meeting to discuss 2014 quotas
	12/27/2013	1/1/2014	50,000 lbs.	0%, Winter I, rule change
	4/24/2014	5/1/2014	600 lbs. – trawl/fish pot/hook 300 lbs. - pound net/gillnet 10 fish - lobster pot No Sunday landings 5/26 - 9/2	0%, rule change
	8/13/2014	8/17/2014	1,000 lbs. – trawl/fish pot/hook 500 lbs. - pound net/gillnet 10 fish - lobster pot	46%, rule change/formula adjustment
	9/24/2014	10/1//2014	5,000 lbs. – trawl/fish pot/hook 2,500 lbs. - pound net/gillnet 10 fish - lobster pot	57%, rule change/formula adjustment
	10/30/2014	11/1/2014	18,000 lbs.	0%, Winter II, rule change
	12/10/2014	12/18/2014		Informational meeting to discuss 2015 quotas
2015	12/29/2014	1/1/2015	50,000 lbs.	Rule change

Table 8. Black sea bass trip limit notices.

Year	Notice Date	Effective Date	Trip Limit (lbs)	Percent of Quota, notes
2010	12/7/2009	12/14/2009		Informational meeting to discuss 2011 quotas
	12/23/2009	1/1/2010	200 lbs.	0%, rule change
	4/12/2010	5/1/2010	300 lbs. – trawl, fish pot 75 lbs. hook/pound net/gillnet/scallop dredge 10 fish – lobster pot	19%, rule change
	8/11/2010	11/1/2010	300 lbs. – trawl, fish pot 75 lbs. hook/pound net/gillnet/scallop dredge 10 fish – lobster pot	58%, rule change
	9/23/2010	8/29/2010	300 lbs. – trawl, fish pot 75 lbs. hook/pound net/gillnet/scallop dredge 10 fish – lobster pot	68%, reminder notice
		11/1/2010	300 lbs. – trawl, fish pot 75 lbs. hook/pound net/gillnet/scallop dredge 10 fish – lobster pot	
	10/15/2010	10/20/2010	10 fish – lobster pot 0 lbs. – all other gears	90%, rule change/scheduled reduction
10/28/2010	10/28/2010	0 lbs.	Quota reached	
2011	12/8/2010	12/17/2010		Informational meeting to discuss 2011 quotas
	12/30/2010	1/1/2011	200 lbs.	0%, rule change
	9/9/2011	9/12/2011	0 lbs.	89%, trigger-based closure
	10/7/2011	10/7/2011	200 lbs. – trawl, fish pot 50 lbs. hook/pound net/gillnet/scallop dredge 10 fish – lobster pot	<90%, rule change
	10/28/2011	11/1/2011	0 lbs.	Quota reached
2012	12/21/2011	1/1/2012	10 fish – lobster pot 200 lbs. – all other gears	0%, rule change
	1/31/2012	2/14/2012		Informational meeting to discuss 2012 quotas
	4/18/2012	5/1/2012	200 lbs. – trawl, fish pot 50 lbs. hook/pound net/gillnet/scallop dredge 10 fish – lobster pot	29%, rule change
	6/27/2012	7/1/2012	0 lbs.	90%, trigger-based closure
	No notice	11/1/2012	200 lbs.	93%, scheduled opening
	11/29/2012	12/2/2012	0 lbs.	Quota reached
2013	11/30/2012	1/1/2012		Informational meeting to discuss 2013 quotas
	12/21/2012	1/1/2013	100 lbs. – trawl, fish pot 50 lbs. hook/pound net/gillnet/scallop dredge 10 fish – lobster pot	0%, rule change

Year	Notice Date	Effective Date	Trip Limit (lbs)	Percent of Quota, notes
	4/19/2013	4/29/2013	100 lbs. – trawl, fish pot 100 lbs. hook/pound net/gillnet/scallop dredge 10 fish – lobster pot, No Sunday landings 5/25 – 9/2	9%, rule change
		6/1/2013	100 lbs. – trawl, fish pot 25 lbs. hook/pound net/gillnet/scallop dredge 10 fish – lobster pot, No Sunday landings 5/25 – 9/2	
	5/21/2013	5/26/2013		25%, no Sunday landings 5/26 - 9/2
	5/28/2013	5/28/2013		Notice re: sign-up for trip-limit text messages
	7/19/2013	7/18/2013		75%, quota update
	7/29/2013	8/1/2013	0 lbs.	90%, trigger-based closure
	8/30/2013	8/30/2013	0 lbs.	94%, reminder notice
	9/27/2013	9/27/2013	0 lbs.	94%, reminder notice
	10/29/2013	11/1/2013	100 lbs. – trawl, fish pot 50 lbs. hook/pound net/gillnet/scallop dredge 10 fish – lobster pot	94%, rule change
	11/7/2013	11/9/2013	10 fish – lobster pot 50 lbs. – all other gears	98%, trigger-based change
	11/21/2013	11/23/2013	0 lbs.	Quota reached
	12/10/2013	12/10/2013	0 lbs.	100%, Reminder notice
2014	12/10/2013	12/19/2013		Informational meeting to discuss 2014 quotas
	12/27/2013	1/1/2014	10 fish – lobster pot 100 lbs. – all other gears	0%, rule change
	4/24/2014	5/1/2014	50 lbs. – trawl, fish pot 25 lbs. hook/pound net/gillnet/scallop dredge 10 fish – lobster pot, No Sunday landings 5/26 - 9/2	9 %, rule change
	6/3/2014	6/5/2014	8 fish, all gear types	47%, rule change/formula adjustment
	8/13/2014	8/13/2014	8 fish, all gear types	78%, quota update
	9/24/2014	9/24/2014	8 fish, all gear types	93%
		10/1/2014	0 lbs.	Quota reached
	10/30/2014	11/1/2014	0 lbs.	100%, reminder notice
	11/13/2014	11/15/2014	200 lbs.	85%, formula adjustment based on quota correction
	12/10/2014	12/18/2014		Informational meeting to discuss 2015 quotas

Table 9. Bluefish trip limit notices.

Year	Notice Date	Effective Date	Trip Limit (lbs)	Percent of Quota, notes
2010	9/23/2010	10/1/2010	1,000 lbs.	<80%, scheduled increase
2011	10/7/2011	10/7/2011	1,000 lbs.	<80%, scheduled increase
2012	1/31/2012	1/31/2012	500 lbs.	Rule change to open commercial season
	9/27/2012	10/1/2012	1,000 lbs.	39%, scheduled increase
2013	12/21/2012	1/1/2013	750 lbs.	Rule change to open commercial season
	9/27/2013	10/1/2013	1,000 lbs.	14%, scheduled increase
	10/29/2013	10/29/2013	1,000 lbs.	24%, reminder notice
	12/10/2013	12/10/2013	1,000 lbs.	Rreminder notice
2014	12/27/2013	1/1/2014	2,000 lbs.	Rule change to open commercial season
	4/24/2014	4/24/2014	500 lbs.	Reminder notice
	9/24/2014	10/1/2014	1,000 lbs.	15%, scheduled increase
	10/30/2014	10/30/2014	1,000 lbs.	24%, reminder notice
2015	12/29/2014	1/1/2015	1,000 lbs.	Rule change to open commercial season

Table 10. Trip-limit related text message notifications.

Year	Message Date	Message text
2013	7/29/2013	***Message from DEEP Marine Fisheries*** Effective 0001 hours, 7/31/2013 the CT trip limit for black sea bass is zero pounds. See: http://1.usa.gov/10UyKUC
	7/29/2013	***Message from DEEP Marine Fisheries*** Effective 0001 hours, 8/1/2013 the CT trip limit for scup is 100 pounds. See: http://1.usa.gov/10UyKUC
	8/2/2013	DEEP MarFish: Effective 0001 hours, 8/7/2013 the CT trip limit for summer flounder is reduced to 50 pounds.
	11/1/2013	DEEP MarFish: Effective 0001 hours, 11/1/2013 the CT trip limit for summer flounder is 200 pounds, for scup is 8,000 pounds.
	11/1/2013	DEEP MarFish: Effective 11/1/2013 the CT trip limit for black sea bass is 100lb for trawl & fishpots, 10 fish in lobster pots & 50lb for other gears
	11/7/2013	DEEP MarFish: Effective 0001 hours, 11/9/13 the CT trip limit for black sea bass is 50lb for all gears except lobster pot which remains closed.
	11/21/2013	DEEP MarFish: Effective 0001 hours, 11/23/13 the CT trip limit for black sea bass is zero lb for all gears. See: http://1.usa.gov/10UyKUC
	12/10/2013	DEEP MarFish: Effective 0001 hours, 12/16/13 the CT trip limit for summer flounder will be 500 lb. See: www.ct.gov/deep/TL
	12/13/2013	DEEP MarFish: Effective 0001 hours, 12/16/13 the CT trip limit for summer flounder will be increased to 800 lb. See: www.ct.gov/deep/TL
	12/27/2013	DEEP MarFish: Effective 0001 hours, 12/30/13 the CT trip limit for summer flounder will be reduced to zero lb. See: www.ct.gov/deep/TL
2014	4/25/2014	DEEP MarFish: Effective 0001 hours, 5/1/14 the CT trip limit for summer flounder will be 100 lb. See: www.ct.gov/deep/TL
	4/25/2014	DEEP MarFish: Effective 0001 hours, 5/1/14 the CT trip limits for scup will be 300 lb. for gillnet 10 fish for lobster pot and 600 lb. for other gear
	4/25/2014	DEEP MarFish: Eff 0001 hours 5/1 the CT trip limits for black sea bass will be 50lb for trawl & fishpot 10 fish for lobster pot & 25lb for other gear
	6/3/2014	DEEP MarFish: Effective 0001 hours, 6/5/14 the CT trip limit for commercial black sea bass will be 8 fish for all gear types See: www.ct.gov/deep/TL
	9/24/2014	DEEP MarFish: Effective 0001 hours, 10/1/14 the CT trip limits for scup will be 2500 lb for gillnet, 5000 lb for other gears & lobster pot is closed
	9/24/2014	DEEP MarFish: Effective 0001 hours, 10/1/14 the CT commercial fishery for black sea bass will be closed.
	10/30/2014	DEEP MarFish: Effective 0001 hours, 11/1/14 the CT commercial fishery trip limit for summer flounder will remain 100 lb.
	10/30/2014	DEEP MarFish: Effective 0001 hours, 11/1/14 the CT commercial fishery trip limit for scup will be 18,000 lb.

Year	Message Date	Message text
	11/13/2014	DEEP MarFish: Effective 0001 hours, 11/15/14 the CT commercial fishery trip limit for summer flounder will be 300 lb.
	12/3/2014	DEEP MarFish: Effective 0001 hours, 12/5/14 the CT commercial fishery landing limit for fluke will be 1,500 lb. per week (Sun-Sat).
	12/10/2014	DEEP MarFish: Quota managed species meeting 12/18/14, 2 pm at DEEP Old Lyme, Boating Ed Center.
	12/18/2014	DEEP MarFish: Effective 0001 hours, 12/21/14 the CT commercial fishery possession limit for fluke will be 500 lb. per trip.
2015	12/29/2014	DEEP MarFish: Effective 0001 hours, 01/01/15 the CT commercial fishery landing limit for fluke will be 1,000 lb. per week, call-in required.
	12/29/2014	DEEP MarFish: Effective 0001 hours, 01/01/15 the CT commercial fishery possession limit for scup will be 50,000 lb. per trip.
	12/29/2014	DEEP MarFish: Effective 0001 hours, 01/01/15 the CT commercial fishery possession limit for scup will be 50,000 lb. per trip.
	3/27/2014	DEEP MarFish: Effective 0001 hours, 04/05/15 the CT commercial fishery landing limit for summer flounder will be 750 lb. per week. See: www.ct.gov/deep/TL

Table 11. Individual fisherman catch report / dealer report crosschecks ("audits").

Year the Cross-check was Performed	Statistical Year's Data the Crosscheck was Performed on:					
	2010	2011	2012	2013	2014	Total
2010	749	-	-	-	-	749
2011	692	545	-	-	-	1,237
2012	0	379	520	-	-	899
2013	0	0	126	510	-	636
2014	0	0	0	61	171	232
2015	0	0	0	0	128	128
Total Trips Matched	1,441	924	646	571	299	3,881
% Matched	69%	82%	63%	80%	59%	71%
Number of Dealer Trips	2,076	1,126	1,025	716	508	5,451

Table 12. Top ten species by pounds landed, 2010-2014.

Species	2010		2011		2012		2013		2014	
	Pounds	Rank	Pounds	Rank	Pounds	Rank	Pounds	Rank	Pounds	Rank
Silver hake (whiting)	1,972,970	1	2,040,124	1	1,847,680	1	1,651,930	1	2,037,465	1
Sea scallop	1,259,808	2	1,328,996	2	1,231,175	3	627,261	6	608,852	5
Skates	642,101	3	616,550	4	769,424	5	746,159	5	1,152,997	3
American lobster	432,591	4	191,804	9	242,999	9	129,534	10	138,911	10
Long finned squid (Loligo)	365,844	5	498,281	6	1,517,402	2	1,074,634	3	1,319,808	2
Scup	322,963	6	643,448	3	906,358	4	1,201,971	2	810,611	4
Whelk	322,301	7	252,053	8	285,569	8	194,914	8	145,962	9
Summer flounder (fluke)	307,047	8	400,070	7	314,339	7	280,497	7	252,573	7
Goosefish (monkfish)	236,565	9	501,918	5	537,252	6	761,063	4	348,386	6
Atlantic red hake	175,778	10	.	.	184,749	10	168,674	9	165,251	8
Spiny dogfish	.	.	186,957	10

Table 13. Top ten species by landed value, 2010-2014.

Species	2010		2011		2012		2013		2014	
	Value	Rank	Value	Rank	Value	Rank	Value	Rank	Value	Rank
Sea scallop	\$9,458,061	1	\$13,007,181	1	\$12,004,650	1	\$7,070,168	1	\$7,219,111	1
American lobster	\$1,938,381	2	\$940,911	5	\$1,111,231	4	\$638,068	7	\$682,403	5
Silver hake (whiting)	\$1,333,683	3	\$1,602,250	2	\$1,374,709	3	\$1,334,036	2	\$1,585,437	2
Summer flounder (fluke)	\$846,950	4	\$1,001,415	3	\$942,495	6	\$895,051	5	\$918,422	4
Goosefish (monkfish)	\$478,347	5	\$975,524	4	\$1,039,781	5	\$1,032,853	4	\$510,230	7
Long finned squid (Loligo)	\$473,095	6	\$693,592	6	\$1,859,205	2	\$1,231,940	3	\$1,351,943	3
Whelk	\$448,691	7	\$479,407	7	\$621,818	8	\$288,787	9	\$349,011	9
Scup	\$270,688	8	\$407,621	8	\$842,684	7	\$710,085	6	\$572,505	6
Skates	\$114,408	9	\$142,901	9	\$328,292	9	\$329,295	8	\$367,908	8
Black sea bass	\$80,624	10
Butterfish	\$109,165	10
Winter flounder	\$123,829	10	.	.
Red hake	.	.	\$88,328	10	\$87,953	10

Table 14. Data confidentiality at the species-year summary level, 2010-2014.

Year	Confidential				Non-Confidential				Total			
	# of Species	% of Species	Pounds	Value	# of Species	% of Species	Pounds	Value	# of Species	% of Species	Pounds	Value
2010	26	42 %	28,893	\$113,852	35	57 %	6,425,879	\$15,784,259	61	100 %	6,454,772	\$15,898,111
2011	27	46 %	32,173	\$74,708	31	53 %	7,142,436	\$19,706,920	58	100 %	7,174,609	\$19,781,628
2012	35	49 %	75,291	\$138,149	36	50 %	8,337,257	\$20,648,413	71	100 %	8,412,548	\$20,786,562
2013	41	52 %	60,304	\$131,247	37	47 %	7,340,599	\$14,197,468	78	100 %	7,400,903	\$14,328,714
2014	31	41 %	29,074	\$101,122	43	58 %	7,424,077	\$14,207,208	74	100 %	7,453,151	\$14,308,331

Table 15. Law enforcement contacts and incidents by species / program.

Species / Program	Project Year									
	2010 / 2011		2011 / 2012		2012 / 2013		2013 / 2014		2014 / 2015	
	Contacts	Incidents	Contacts	Incidents	Contacts	Incidents	Contacts	Incidents	Contacts	Incidents
River Herring			0	0	-	-	-	-	0	0
American Eel			0	0	7	0	-	-	0	0
Black Sea Bass			54	9	52	6	36	7	4	2
Bluefish			75	12	143	32	-	-	-	-
Summer Flounder			70	6	12	2	1	1	-	-
Lobster			141	11	1	1	5	0	14	5
Scup (Porgy)			375	55	67	11	10	1	-	-
Striped Bass					4	1	-	-	-	-
Tautog (blackfish)			100	15	59	21	87	21	150	32
Menhaden			3	3	-	-	-	-	-	-
Winter Flounder			15	2	-	-	-	-	-	-
Total	Not Available		833	113	345	73	139	30	168	39

Note: If there is a 0 in Contacts, overtime law enforcement effort was directed toward that species, but no contacts were made.

This page is intentionally blank


APPENDICES

- Appendix 1. Connecticut commercial fishery catch logbook*
- Appendix 2. NOAA fishing vessel trip report form (FVTR)*
- Appendix 3. NOAA Form 88-30 -- Purchases from fishing vessels (Northeast)*
- Appendix 4. Connecticut Seafood Dealer Report, Abbreviated Form for Lobster Transactions Only*

COMMERCIAL FISHERIES CATCH LOG

Rev. 1/2012 - 12 Trip


NO POSTAGE
NECESSARY
IF MAILED
IN THE
UNITED STATES



BUSINESS REPLY MAIL
FIRST CLASS MAIL PERMIT NO. 75 OLD LYME, CT

POSTAGE WILL BE PAID BY ADDRESSEE

CT DEPT OF ENVIRONMENTAL PROTECTION
MARINE FISHERIES DIVISION
PO BOX 719
OLD LYME CT 06371-9973



Name _____

Plate Number

CT14 1223

(see page ii for instructions)

Vessel Name _____

State Reg / USCG Doc No.

Month

Year

Did Not Fish During Month

Send Me

More Logbooks

Signature required for all reports
(see inside cover)

Checked _____	Entered _____	Logged _____	<i>This space for office use only.</i>

Indicate all license types issued

Regardless if used this month

- Commercial Fishing
- Commercial Lobster Pot
- Commercial Finfish
- Commercial Landing
- Commercial Shad
- Commercial Horseshoe Crab
- Inland / Marine Bait
- Commercial Blue Crab



**Connecticut Department of
Energy & Environmental Protection**
Bureau of Natural Resources
Marine Fisheries Division

Appendix 1

TABLE OF CONTENTS

General Instructions i Instructions for Filling in this Logbook Cover Page ii Trip Header Record..... ii Trip Effort Record..... ii Catch Record Entries..... vi	Tables and Figures Species Code Listiii Fishing Area Chartiv Gear Code Listv Catch Disposition Code List.....v Port Code Listvi Holding Car Record.....vii
---	--

GENERAL INSTRUCTIONS

Reporting Requirements

Holders of the following commercial fishing licenses are required to submit a complete logbook detailing the trip, effort and catch information associated with (1) any landings made in Connecticut regardless of where the fishing takes place, or (2) any fishing in Long Island Sound and western Block Island Sound (or "Lobster Management Area 6") regardless of where the landings take place:

- | | |
|---|---|
| 1) Commercial Fishing License (Res / Non-Res) | 6) Commercial Horseshoe Crab License |
| 2) Commercial Lobster Pot License (Res / Non-Res) | 7) Marine Pound Net Registration |
| 3) Commercial Finfish License (Res / Non-Res) | 8) Inland / Marine Commercial Bait Licenses |
| 4) Commercial Landing License | 9) Commercial Blue Crab License |
| 5) Commercial Shad License | |

A logbook must be on board your vessel at all times and be filled out at the end of each trip.

You must submit a logbook each month whether you fished or not. If you didn't fish during a month, just fill out the cover page information (name, plate number, vessel name and registration or documentation number, indicate license types, month, and year), check off the *Did Not Fish* box, and drop it in a mailbox.

Failure to report will disqualify you from obtaining a renewal of your license and you will be subject to a \$75 fine, per offense. All license holders who are persistently delinquent in reporting will be referred to DEEP law enforcement on a monthly basis.

Return the logbooks to the Connecticut Department of Energy and Environmental Protection, Marine Fisheries Division, P.O. Box 719, Old Lyme, CT 06371, by the **tenth of the month** following the month of the report. All logbooks will be subject to periodic onboard inspection by Conservation Officers or other authorized agents of the Commissioner.

If you are a federal permit holder subject to federal mandatory reporting: You should submit the State (blue) copies of your federal *Fishing Vessel Trip Reports* instead of recording daily entries in your Connecticut logbook. To do this, contact the DEEP Marine Fisheries Division at 860.434.6043.

Confidentiality

The information provided by this report will help us in making fishery management decisions. The fisheries may provide you with substantial livelihood. Please help us manage them by completing this report as accurately as possible.

Individually identifiable catch information is confidential and is protected by the Connecticut General Statutes (CGS section 26-157b). Your data may be used for the purposes of fisheries research, management and development and conservation law enforcement.

For information or assistance regarding your reporting requirements, contact the DEEP Marine Fisheries Division at 860.434.6043.

Start Date:	<input style="width: 20px; height: 20px;" type="text"/>	Time	<input style="width: 20px; height: 20px;" type="text"/>	:	<input style="width: 20px; height: 20px;" type="text"/>	<input type="checkbox"/> Commercial Trip	<input type="checkbox"/> Recreational Trip	TRIP ID: 11	
End Date:	<input style="width: 20px; height: 20px;" type="text"/>	Time	<input style="width: 20px; height: 20px;" type="text"/>	:	<input style="width: 20px; height: 20px;" type="text"/>	No of Crew:	<input style="width: 20px; height: 20px;" type="text"/>	Port:	<input style="width: 20px; height: 20px;" type="text"/>
Other Fishermen:	<input style="width: 20px; height: 20px;" type="text"/>	<input style="width: 20px; height: 20px;" type="text"/>	<input style="width: 20px; height: 20px;" type="text"/>	<input style="width: 20px; height: 20px;" type="text"/>	<input style="width: 20px; height: 20px;" type="text"/>	Total Pots:	<input style="width: 20px; height: 20px;" type="text"/>	<input style="width: 20px; height: 20px;" type="text"/>	

Effort 1	<input style="width: 20px; height: 20px;" type="text"/>	Area	<input style="width: 20px; height: 20px;" type="text"/>	Gear	<input style="width: 20px; height: 20px;" type="text"/>	Qty Gear	<input style="width: 20px; height: 20px;" type="text"/>	Dur	<input style="width: 20px; height: 20px;" type="text"/>	<input type="checkbox"/> Hours	<input type="checkbox"/> Days	Sets	<input style="width: 20px; height: 20px;" type="text"/>
Catch 1	Species	Disposition	Dealer	Pounds	Price / Lb								
	<input style="width: 20px; height: 20px;" type="text"/>	<input style="width: 20px; height: 20px;" type="text"/>	<input style="width: 20px; height: 20px;" type="text"/>	<input style="width: 20px; height: 20px;" type="text"/>	\$.____								
	<input style="width: 20px; height: 20px;" type="text"/>	<input style="width: 20px; height: 20px;" type="text"/>	<input style="width: 20px; height: 20px;" type="text"/>	<input style="width: 20px; height: 20px;" type="text"/>	\$.____								
	<input style="width: 20px; height: 20px;" type="text"/>	<input style="width: 20px; height: 20px;" type="text"/>	<input style="width: 20px; height: 20px;" type="text"/>	<input style="width: 20px; height: 20px;" type="text"/>	\$.____								
	<input style="width: 20px; height: 20px;" type="text"/>	<input style="width: 20px; height: 20px;" type="text"/>	<input style="width: 20px; height: 20px;" type="text"/>	<input style="width: 20px; height: 20px;" type="text"/>	\$.____								
	<input style="width: 20px; height: 20px;" type="text"/>	<input style="width: 20px; height: 20px;" type="text"/>	<input style="width: 20px; height: 20px;" type="text"/>	<input style="width: 20px; height: 20px;" type="text"/>	\$.____								
	<input style="width: 20px; height: 20px;" type="text"/>	<input style="width: 20px; height: 20px;" type="text"/>	<input style="width: 20px; height: 20px;" type="text"/>	<input style="width: 20px; height: 20px;" type="text"/>	\$.____								
Effort 2	<input style="width: 20px; height: 20px;" type="text"/>	Area	<input style="width: 20px; height: 20px;" type="text"/>	Gear	<input style="width: 20px; height: 20px;" type="text"/>	Qty Gear	<input style="width: 20px; height: 20px;" type="text"/>	Dur	<input style="width: 20px; height: 20px;" type="text"/>	<input type="checkbox"/> Hours	<input type="checkbox"/> Days	Sets	<input style="width: 20px; height: 20px;" type="text"/>
Catch 2	Species	Disposition	Dealer	Pounds	Price / Lb								
	<input style="width: 20px; height: 20px;" type="text"/>	<input style="width: 20px; height: 20px;" type="text"/>	<input style="width: 20px; height: 20px;" type="text"/>	<input style="width: 20px; height: 20px;" type="text"/>	\$.____								
	<input style="width: 20px; height: 20px;" type="text"/>	<input style="width: 20px; height: 20px;" type="text"/>	<input style="width: 20px; height: 20px;" type="text"/>	<input style="width: 20px; height: 20px;" type="text"/>	\$.____								
	<input style="width: 20px; height: 20px;" type="text"/>	<input style="width: 20px; height: 20px;" type="text"/>	<input style="width: 20px; height: 20px;" type="text"/>	<input style="width: 20px; height: 20px;" type="text"/>	\$.____								
	<input style="width: 20px; height: 20px;" type="text"/>	<input style="width: 20px; height: 20px;" type="text"/>	<input style="width: 20px; height: 20px;" type="text"/>	<input style="width: 20px; height: 20px;" type="text"/>	\$.____								
Effort 3	<input style="width: 20px; height: 20px;" type="text"/>	Area	<input style="width: 20px; height: 20px;" type="text"/>	Gear	<input style="width: 20px; height: 20px;" type="text"/>	Qty Gear	<input style="width: 20px; height: 20px;" type="text"/>	Dur	<input style="width: 20px; height: 20px;" type="text"/>	<input type="checkbox"/> Hours	<input type="checkbox"/> Days	Sets	<input style="width: 20px; height: 20px;" type="text"/>
Catch 3	Species	Disposition	Dealer	Pounds	Price / Lb								
	<input style="width: 20px; height: 20px;" type="text"/>	<input style="width: 20px; height: 20px;" type="text"/>	<input style="width: 20px; height: 20px;" type="text"/>	<input style="width: 20px; height: 20px;" type="text"/>	\$.____								
	<input style="width: 20px; height: 20px;" type="text"/>	<input style="width: 20px; height: 20px;" type="text"/>	<input style="width: 20px; height: 20px;" type="text"/>	<input style="width: 20px; height: 20px;" type="text"/>	\$.____								
	<input style="width: 20px; height: 20px;" type="text"/>	<input style="width: 20px; height: 20px;" type="text"/>	<input style="width: 20px; height: 20px;" type="text"/>	<input style="width: 20px; height: 20px;" type="text"/>	\$.____								

Comments/Observations: _____

I certify that the information provided on this form is true, complete and correct to the best of my knowledge, and made in good faith. Making a false statement on this form is punishable by law (CGS Section 26-157b(b)).

License Holder's Signature _____ Date _____

Start Date: : : Commercial Trip **TRIP ID: 10**
 Recreational Trip
End Date: : : **No of Crew:** **Port:**
Other Fishermen: **Total Pots:**

Area	Gear	Qty Gear	Dur	Sets
<input type="text"/>	<input type="text"/>	<input type="text"/>	<input type="text"/> <input type="checkbox"/> Hours <input type="checkbox"/> Days	<input type="text"/>
Species	Disposition	Dealer	Pounds	Price/Lb
<input type="text"/>	<input type="text"/>	<input type="text"/>	<input type="text"/>	\$ <input type="text"/>
<input type="text"/>	<input type="text"/>	<input type="text"/>	<input type="text"/>	\$ <input type="text"/>
<input type="text"/>	<input type="text"/>	<input type="text"/>	<input type="text"/>	\$ <input type="text"/>
<input type="text"/>	<input type="text"/>	<input type="text"/>	<input type="text"/>	\$ <input type="text"/>
<input type="text"/>	<input type="text"/>	<input type="text"/>	<input type="text"/>	\$ <input type="text"/>
<input type="text"/>	<input type="text"/>	<input type="text"/>	<input type="text"/>	\$ <input type="text"/>

Area	Gear	Qty Gear	Dur	Sets
<input type="text"/>	<input type="text"/>	<input type="text"/>	<input type="text"/> <input type="checkbox"/> Hours <input type="checkbox"/> Days	<input type="text"/>
Species	Disposition	Dealer	Pounds	Price/Lb
<input type="text"/>	<input type="text"/>	<input type="text"/>	<input type="text"/>	\$ <input type="text"/>
<input type="text"/>	<input type="text"/>	<input type="text"/>	<input type="text"/>	\$ <input type="text"/>
<input type="text"/>	<input type="text"/>	<input type="text"/>	<input type="text"/>	\$ <input type="text"/>
<input type="text"/>	<input type="text"/>	<input type="text"/>	<input type="text"/>	\$ <input type="text"/>

Area	Gear	Qty Gear	Dur	Sets
<input type="text"/>	<input type="text"/>	<input type="text"/>	<input type="text"/> <input type="checkbox"/> Hours <input type="checkbox"/> Days	<input type="text"/>
Species	Disposition	Dealer	Pounds	Price/Lb
<input type="text"/>	<input type="text"/>	<input type="text"/>	<input type="text"/>	\$ <input type="text"/>
<input type="text"/>	<input type="text"/>	<input type="text"/>	<input type="text"/>	\$ <input type="text"/>
<input type="text"/>	<input type="text"/>	<input type="text"/>	<input type="text"/>	\$ <input type="text"/>

Comments/Observations: _____

INSTRUCTIONS FOR FILLING IN THIS LOGBOOK

Cover Page

Enter your name, CT FISH license plate number, vessel name and state registration or USCG documentation number, the month, and the year.

This logbook provides entry space for 11 fishing trips. If you fish more than 11 trips in a given month, continue onto another logbook. If you need more logbooks sent to you, indicate on the front cover how many more logbooks you need.

Indicate all license types that have been issued to you in the current reporting year by checking the appropriate box(s) on the cover page. If you have *two or more of the license types listed*, you may combine the reporting for each license in the same logbook. Record your primary plate number in the space below your name and indicate all license types issued to you.

If more than one vessel is used each month, you must complete a different logbook for each vessel.

The reporting license holder must sign the certification statement box located on the inside front cover, including logbooks that indicate 'Did Not Fish'.

Trip Header Record

The top of each page is for recording **each trip's header information**. In this section, make a new entry for each trip made. Make an entry only for days you fished. If you fill a logbook before the month is over, continue onto another book. Use as many books as necessary to record each month's fishing. If you have a multi-day trip, make only one entry for that trip.

Trip Start Day / Time Enter the day of the month and time on a 24 hour clock (military time) that you left the dock. Make an entry only for days you fished.

Trip End Day / Time Enter the day of the month and time on a 24 hour clock (military time) that you returned to your home port.

No. of Crew Enter the number of crew on board during the trip, including the captain.

Port Enter the port where your catch is offloaded and sold after the trip. Use the port code list on page vi to determine the proper code.

Trip Type Check the box indicating the proper trip type, commercial or recreational. A trip is considered commercial if any catch is sold or used for commercial purposes (e.g. bait) or if catch is taken under commercial possession limits under the authority of a commercial license.

Other Fishermen Enter the primary plate number of all additional licensed fisherman aboard during a trip. Please refer to Reporting Requirements on page i to determine which of their license types is primary.

Total Pots If you are reporting pot or trap effort, indicate the **total** number of pots or traps in the water from all areas, including those you did not haul that trip.
 If the same pots are hauled more than once per trip, indicate the number of pots being used.

Trip Effort Record

Enter the appropriate fishing effort information for each fishing area, gear or duration. If fishing occurs in more than one area or with more than one gear type or with more than one duration, enter a new effort accordingly.

Fishing Area Enter the code for the area in which you made your catch. Refer to the Fishing Area Chart on page iv for the appropriate area code.

Gear Code Enter the code for the fishing gear used. Refer to the Gear Code List on page v. Note, you may use only those gear types authorized by the type(s) of license(s) you possess.

Quantity of Gear Enter the quantity of gear used to obtain your catch. Refer to the Gear Code List on page v for what to specify.

Dur. (Duration) Enter the **total length of time** the gear was fished to obtain your catch. Followed by the units of time you are entering. Indicate hours or days.

Sets Enter the number of **total** sets made to obtain your catch. Refer to the Gear Code List on page v for what to specify.

Species Code List

Groundfish

COD - Cod
 CEEL - Conger eel
 CUSK - Cusk
 HADD - Haddock
 LING - Ling / red hake
 MONK - Monkfish / anglerfish /
 goosefish (whole/gutted)

LVRS - Monkfish livers
 TAIL - Monkfish tails
 POUT - Ocean pout
 POLL - Pollock
 WHAK - White hake
 WHIT - Whiting / silver hake
 WOLF - Wolffish / ocean catfish

Flounders

FLDA - American plaice / dab
 FLFS - Fourspot flounder
 FLGS - Witch flounder / gray sole
 FLSD - Sand-dab / windowpane
 FLUK - Summer flounder / fluke
 FLBB - Winter flounder / blackback
 FLYT - Yellowtail flounder

Other Finfish

BLU - Bluefish
 BSB - Black sea bass
 BUT - Butterfish
 CUN - Cunner
 EEL - Eel, American
 HERR - Atlantic herring
 JDO - John Dory
 MACK - Atlantic mackerel
 MEN - Menhaden / bunker
 WPRC - Perch, white
 YPRC - Perch, yellow
 SCUL - Sculpins
 SCUP - Scup / porgy
 SRAV - Sea raven
 SUCK - Suckers
 SROB - Sea robins
 GSHD - Gizzard shad
 HSHD - Hickory shad
 STB - Striped bass
 TAUG - Tautog / blackfish
 TOM - Tomcod
 TRIG - Triggerfish
 WEAK - Weakfish / squeteague /
 gray sea trout

Tuna / Large Pelagics

ALB - Albacore tuna
 BET - Big eye tuna
 BFT - Bluefin tuna
 BON - Bonito
 LTNY - Little tunny
 SKJ - Skipjack
 YFT - Yellowfin tuna
 DOL - Dolphin fish / mahi-mahi
 SWO - Swordfish
 WAH - Wahoo

Sharks and Skates

DGSP - Dogfish, spiny
 DGSM - Dogfish, smooth
 SKAT - Skate (whole)
 WING - Skate wings
 SHBL - Shark, blue
 MAKO - Mako

Invertebrates

LOB - Lobster
 SQD - Squid / loligo (longfin)
 ILLX - Squid / illex (shortfin)
 CONC - Conch / whelk
 SCAL - Sea scallop
 SHR - Shrimp
 SHGS - Shrimp, grass
 CRBL - Crab, blue
 CRFD - Crab, fiddler
 CRG - Crab, green
 CRJS - Crab, Japanese shore
 CRJ - Crab, jonah
 CRHM - Crab, hermit
 CRHS - Crab, horseshoe (Report in numbers
 of crabs)
 CRRK - Crab, rock

Bait Fish

CHBC - Creek chub
 KILI - Killifish
 MUMI - Mummichugs
 SILV - Atlantic Silverside
 SIGL - Shiner, golden (pond)
 SINS - Shiner, other

Commercial Shad Species List

BUCK - American shad, male
 ROE - American shad, female
 STUR - Atlantic sturgeon
 (Report discards in numbers of fish)
 STSN - Shortnose sturgeon
 (Report discards in numbers of fish)

If you caught a species that does not appear in this list, write in the species name or contact the Marine Fisheries Division for the proper species code.

Start Date: : : Commercial Trip **TRIP ID: 09**
 Recreational Trip
 End Date: : : No of Crew: Port:
 Other Fishermen: Total Pots:

Area	Gear	Qty Gear	Dur	Sets
Effort 1	<input type="text"/>	<input type="text"/>	<input type="text"/>	<input type="checkbox"/> Hours <input type="checkbox"/> Days
Species	Disposition	Dealer	Pounds	Price/Lb
Catch 1	<input type="text"/>	<input type="text"/>	<input type="text"/>	\$ _____
<input type="text"/>	<input type="text"/>	<input type="text"/>	<input type="text"/>	\$ _____
<input type="text"/>	<input type="text"/>	<input type="text"/>	<input type="text"/>	\$ _____
<input type="text"/>	<input type="text"/>	<input type="text"/>	<input type="text"/>	\$ _____
<input type="text"/>	<input type="text"/>	<input type="text"/>	<input type="text"/>	\$ _____
<input type="text"/>	<input type="text"/>	<input type="text"/>	<input type="text"/>	\$ _____
Effort 2	<input type="text"/>	<input type="text"/>	<input type="text"/>	<input type="checkbox"/> Hours <input type="checkbox"/> Days
Species	Disposition	Dealer	Pounds	Price/Lb
Catch 2	<input type="text"/>	<input type="text"/>	<input type="text"/>	\$ _____
<input type="text"/>	<input type="text"/>	<input type="text"/>	<input type="text"/>	\$ _____
<input type="text"/>	<input type="text"/>	<input type="text"/>	<input type="text"/>	\$ _____
<input type="text"/>	<input type="text"/>	<input type="text"/>	<input type="text"/>	\$ _____
<input type="text"/>	<input type="text"/>	<input type="text"/>	<input type="text"/>	\$ _____
Effort 3	<input type="text"/>	<input type="text"/>	<input type="text"/>	<input type="checkbox"/> Hours <input type="checkbox"/> Days
Species	Disposition	Dealer	Pounds	Price/Lb
Catch 3	<input type="text"/>	<input type="text"/>	<input type="text"/>	\$ _____
<input type="text"/>	<input type="text"/>	<input type="text"/>	<input type="text"/>	\$ _____
<input type="text"/>	<input type="text"/>	<input type="text"/>	<input type="text"/>	\$ _____

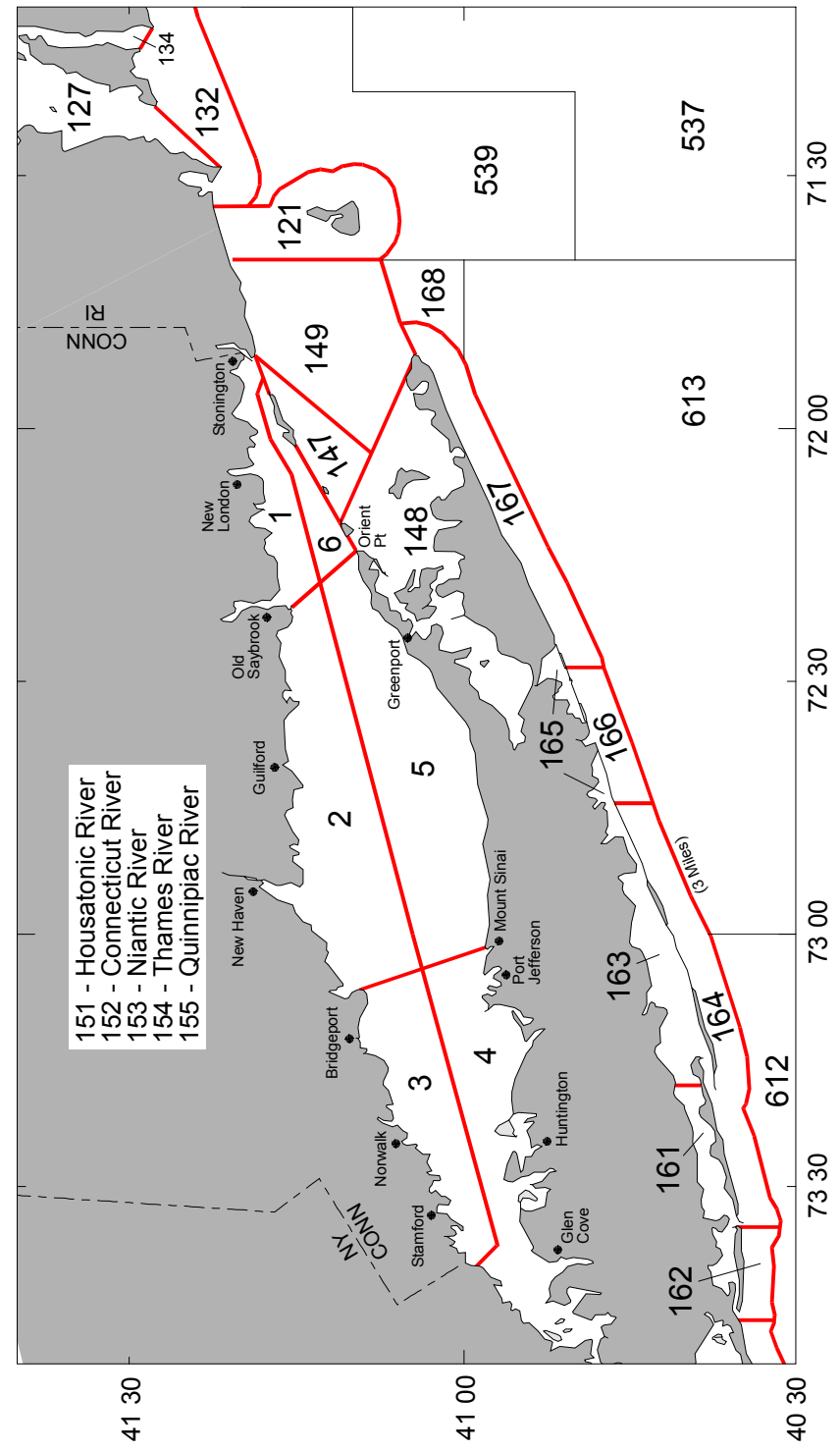
Comments/Observations: _____

Start Date: [] [] [] **Time** [] : [] [] Commercial Trip **TRIP ID: 08**
 Recreational Trip
End Date: [] [] [] **Time** [] : [] [] **No of Crew:** [] [] **Port:** [] [] []
Other Fishermen: [] [] [] [] **Total Pots:** [] [] []

Area	Gear	Qty Gear	Dur	Sets
[] [] []	[] [] []	[] [] [] [] []	[] [] [] <input type="checkbox"/> Hours <input type="checkbox"/> Days	[] [] []
Effort 1				
Species	Disposition	Dealer	Pounds	Price/Lb
Catch 1	[] [] [] [] [] []	[] [] [] [] [] []	[] [] [] [] [] []	\$ [] [] [] [] [] []
[] [] [] [] [] []	[] [] [] [] [] []	[] [] [] [] [] []	[] [] [] [] [] []	\$ [] [] [] [] [] []
[] [] [] [] [] []	[] [] [] [] [] []	[] [] [] [] [] []	[] [] [] [] [] []	\$ [] [] [] [] [] []
[] [] [] [] [] []	[] [] [] [] [] []	[] [] [] [] [] []	[] [] [] [] [] []	\$ [] [] [] [] [] []
[] [] [] [] [] []	[] [] [] [] [] []	[] [] [] [] [] []	[] [] [] [] [] []	\$ [] [] [] [] [] []
[] [] [] [] [] []	[] [] [] [] [] []	[] [] [] [] [] []	[] [] [] [] [] []	\$ [] [] [] [] [] []
Area	Gear	Qty Gear	Dur	Sets
[] [] []	[] [] []	[] [] [] [] []	[] [] [] <input type="checkbox"/> Hours <input type="checkbox"/> Days	[] [] []
Effort 2				
Species	Disposition	Dealer	Pounds	Price/Lb
Catch 2	[] [] [] [] [] []	[] [] [] [] [] []	[] [] [] [] [] []	\$ [] [] [] [] [] []
[] [] [] [] [] []	[] [] [] [] [] []	[] [] [] [] [] []	[] [] [] [] [] []	\$ [] [] [] [] [] []
[] [] [] [] [] []	[] [] [] [] [] []	[] [] [] [] [] []	[] [] [] [] [] []	\$ [] [] [] [] [] []
[] [] [] [] [] []	[] [] [] [] [] []	[] [] [] [] [] []	[] [] [] [] [] []	\$ [] [] [] [] [] []
[] [] [] [] [] []	[] [] [] [] [] []	[] [] [] [] [] []	[] [] [] [] [] []	\$ [] [] [] [] [] []
[] [] [] [] [] []	[] [] [] [] [] []	[] [] [] [] [] []	[] [] [] [] [] []	\$ [] [] [] [] [] []
Area	Gear	Qty Gear	Dur	Sets
[] [] []	[] [] []	[] [] [] [] []	[] [] [] <input type="checkbox"/> Hours <input type="checkbox"/> Days	[] [] []
Effort 3				
Species	Disposition	Dealer	Pounds	Price/Lb
Catch 3	[] [] [] [] [] []	[] [] [] [] [] []	[] [] [] [] [] []	\$ [] [] [] [] [] []
[] [] [] [] [] []	[] [] [] [] [] []	[] [] [] [] [] []	[] [] [] [] [] []	\$ [] [] [] [] [] []
[] [] [] [] [] []	[] [] [] [] [] []	[] [] [] [] [] []	[] [] [] [] [] []	\$ [] [] [] [] [] []
[] [] [] [] [] []	[] [] [] [] [] []	[] [] [] [] [] []	[] [] [] [] [] []	\$ [] [] [] [] [] []
[] [] [] [] [] []	[] [] [] [] [] []	[] [] [] [] [] []	[] [] [] [] [] []	\$ [] [] [] [] [] []
[] [] [] [] [] []	[] [] [] [] [] []	[] [] [] [] [] []	[] [] [] [] [] []	\$ [] [] [] [] [] []

Comments/Observations: _____

Long Island Sound and Vicinity Fishing Area Chart



Gear Code List and Required Effort Information

Code	Gear	Quantity of Gear	Sets	Total Pots
1	Lobster pots	Total number of pots hauled	Leave blank	Total number of Pots in the water
2	Otter trawl	Total length of sweep, feet	Total number of trawl hauls	Leave blank
3	Beam trawl			
4	Midwater trawl			
5	Pair Trawl			
6	Scallop Dredge	Total width of dredge(s), feet	Number of hauls	Leave blank
7	Hook (rod & reel, etc.)	Hooks fished	Leave blank	Leave blank
8	Gill net (floating/anchored)	Total net length	Total number of net hauls	Leave blank
9	Gill net (floating/drift)			
26	Gill net (sink/anchored)			
10	Trammel net			
12	Fyke net	Number of nets	Number of hauls	Leave blank
13	Seine	Total length of net, feet	Number of hauls	Leave blank
14	Scoop/dip net	Leave blank	Leave blank	Leave blank
15	Cast net	Diameter of Net	Number of throws	Leave blank
16	Fish pot (other)	Total number of pots used	Total number of pot hauls	Total number of Pots in the water
17	Eel pots	Total number of pots hauled	Leave blank	
18	Long line	Number of hooks	Number of hauls	Leave blank
19	Pound net	Number of nets tended	Leave blank	Leave blank
20	By hand (no gear)	Leave blank	Leave blank	Leave blank
22	Conch pots	Total number of pots hauled	Leave blank	Total number of Pots in the water
23	Minnow trap	Total number of traps hauled	Leave blank	
24	Crab traps (other than blue crabs)	Total number of traps hauled	Leave blank	
25	Crab traps (blue crabs only)	Total number of traps hauled	Leave blank	

Catch Disposition Code List

90101	Retail seafood sale. Use this code if you sold your catch directly to the public as seafood.
90102	Bait sale. Use this code if you sold your catch directly to someone else (non-dealer) for use as bait.
90201	Sale to a dealer as bait.
90301	Personal use for human consumption.
90302	Personal use as bait.
90303	Personal use for non-food / non-bait purposes.
90402	Released or discarded at sea.
90601	Placed in holding car or pound.
If you cannot obtain the dealer's number, write in the dealer's name.	

Start Date: : : Commercial Trip **TRIP ID: 07**
 Recreational Trip
End Date: : : **No of Crew:** **Port:**
Other Fishermen: **Total Pots:**

Effort 1	Area	Gear	Qty Gear	Dur	Sets		
	<input type="text"/>	<input type="text"/>	<input type="text"/>	<input type="text"/>	<input type="text"/>	<input type="checkbox"/> Hours <input type="checkbox"/> Days	
	Catch 1	Species	Disposition	Dealer	Pounds	Price/Lb	
	<input type="text"/>	<input type="text"/>	<input type="text"/>	<input type="text"/>	<input type="text"/>	<input type="text"/>	\$ _____
	<input type="text"/>	<input type="text"/>	<input type="text"/>	<input type="text"/>	<input type="text"/>	<input type="text"/>	\$ _____
	<input type="text"/>	<input type="text"/>	<input type="text"/>	<input type="text"/>	<input type="text"/>	<input type="text"/>	\$ _____
	<input type="text"/>	<input type="text"/>	<input type="text"/>	<input type="text"/>	<input type="text"/>	<input type="text"/>	\$ _____
Effort 2	Area	Gear	Qty Gear	Dur	Sets		
	<input type="text"/>	<input type="text"/>	<input type="text"/>	<input type="text"/>	<input type="text"/>	<input type="checkbox"/> Hours <input type="checkbox"/> Days	
	Catch 2	Species	Disposition	Dealer	Pounds	Price/Lb	
	<input type="text"/>	<input type="text"/>	<input type="text"/>	<input type="text"/>	<input type="text"/>	<input type="text"/>	\$ _____
	<input type="text"/>	<input type="text"/>	<input type="text"/>	<input type="text"/>	<input type="text"/>	<input type="text"/>	\$ _____
	<input type="text"/>	<input type="text"/>	<input type="text"/>	<input type="text"/>	<input type="text"/>	<input type="text"/>	\$ _____
	<input type="text"/>	<input type="text"/>	<input type="text"/>	<input type="text"/>	<input type="text"/>	<input type="text"/>	\$ _____
Effort 3	Area	Gear	Qty Gear	Dur	Sets		
	<input type="text"/>	<input type="text"/>	<input type="text"/>	<input type="text"/>	<input type="text"/>	<input type="checkbox"/> Hours <input type="checkbox"/> Days	
	Catch 3	Species	Disposition	Dealer	Pounds	Price/Lb	
	<input type="text"/>	<input type="text"/>	<input type="text"/>	<input type="text"/>	<input type="text"/>	<input type="text"/>	\$ _____
	<input type="text"/>	<input type="text"/>	<input type="text"/>	<input type="text"/>	<input type="text"/>	<input type="text"/>	\$ _____
	<input type="text"/>	<input type="text"/>	<input type="text"/>	<input type="text"/>	<input type="text"/>	<input type="text"/>	\$ _____
	<input type="text"/>	<input type="text"/>	<input type="text"/>	<input type="text"/>	<input type="text"/>	<input type="text"/>	\$ _____

Comments/Observations: _____

Start Date: : : Commercial Trip **TRIP ID: 06**
 Recreational Trip
End Date: : : **No of Crew:** **Port:**
Other Fishermen: **Total Pots:**

Effort 1

Area	Gear	Qty Gear	Dur	Sets
<input type="text"/>	<input type="text"/>	<input type="text"/>	<input type="text"/> <input type="checkbox"/> Hours <input type="checkbox"/> Days	<input type="text"/>
Species	Disposition	Dealer	Pounds	Price/Lb
<input type="text"/>	<input type="text"/>	<input type="text"/>	<input type="text"/>	\$ <input type="text"/>
<input type="text"/>	<input type="text"/>	<input type="text"/>	<input type="text"/>	\$ <input type="text"/>
<input type="text"/>	<input type="text"/>	<input type="text"/>	<input type="text"/>	\$ <input type="text"/>
<input type="text"/>	<input type="text"/>	<input type="text"/>	<input type="text"/>	\$ <input type="text"/>
<input type="text"/>	<input type="text"/>	<input type="text"/>	<input type="text"/>	\$ <input type="text"/>

Effort 2

Area	Gear	Qty Gear	Dur	Sets
<input type="text"/>	<input type="text"/>	<input type="text"/>	<input type="text"/> <input type="checkbox"/> Hours <input type="checkbox"/> Days	<input type="text"/>
Species	Disposition	Dealer	Pounds	Price/Lb
<input type="text"/>	<input type="text"/>	<input type="text"/>	<input type="text"/>	\$ <input type="text"/>
<input type="text"/>	<input type="text"/>	<input type="text"/>	<input type="text"/>	\$ <input type="text"/>
<input type="text"/>	<input type="text"/>	<input type="text"/>	<input type="text"/>	\$ <input type="text"/>
<input type="text"/>	<input type="text"/>	<input type="text"/>	<input type="text"/>	\$ <input type="text"/>

Effort 3

Area	Gear	Qty Gear	Dur	Sets
<input type="text"/>	<input type="text"/>	<input type="text"/>	<input type="text"/> <input type="checkbox"/> Hours <input type="checkbox"/> Days	<input type="text"/>
Species	Disposition	Dealer	Pounds	Price/Lb
<input type="text"/>	<input type="text"/>	<input type="text"/>	<input type="text"/>	\$ <input type="text"/>
<input type="text"/>	<input type="text"/>	<input type="text"/>	<input type="text"/>	\$ <input type="text"/>
<input type="text"/>	<input type="text"/>	<input type="text"/>	<input type="text"/>	\$ <input type="text"/>

Comments/Observations: _____

Catch Record Entries

Under each trip effort record are the associated catch records. Enter a catch row for each species caught and each dealer the catch was sold to. If you caught more species than rows provided, cross out the next effort row and continue your catch below.

Species Enter the species code from the Species Code List on page iii. If the species code is not on the list, write in the species name. You must record a separate species entry and catch disposition code for each dealer to whom you sold this species or for any other way in which you disposed of your catch.

Disposition Use a Catch Disposition Code from the list on the bottom of page v to show what you did with your catch. If you did not sell your catch to a dealer, show what you did with your catch by using one of the other codes.

If you *hold or car* your lobsters (or any other species), show the quantity you carried after each trip by using Disposition Code 90601. As you sell (or otherwise dispose of) your carried lobsters, make an additional landing record entry in the 'Sold From Holding Car Record' on page vii.

Dealer If you sold to a Connecticut dealer, enter the dealer's Connecticut Seafood Dealer's License number. If you sold your catch out of state, enter the dealer's federal permit number preceded by an "F". If you cannot find out the dealer's CT License number or federal permit number, **write in the dealer's name and state** (write outside the space provided if necessary).

Pounds Sold/Kept Enter the pounds of each species sold to each dealer, retained by yourself, held in cars, or kept for personal use. This may be whole fish or gutted fish.

Price If you sold your catch retail (i.e. reported a catch disposition of 90101 or 90102), you must report the price per pound. Do not fill this in if you sell directly to a licensed seafood dealer.

Port Code List		
014 – Branford	059 – Groton	104 – Norwich
015 – Bridgeport	060 – Guilford	105 – Old Lyme
026 – Chester	061 – Haddam	106 – Old Saybrook
027 – Clinton	062 – Hamden	109 – Pawcatuck
033 – Cromwell	064 – Hartford	113 – Portland
035 – Darien	072 – Ledyard	114 – Preston
036 – Deep River	075 – Lyme	119 – Rocky Hill
037 – Derby	076 – Madison	135 – Stamford
041 – East Haddam	080 – Mystic	137 – Stonington
042 – East Hampton	083 – Middletown	138 – Stratford
044 – East Haven	084 – Milford	152 – Waterford
045 – East Lyme / Niantic	086 – Montville	154 – Westbrook
050 – Essex	093 – New Haven	156 – West Haven
051 – Fairfield	095 – New London	158 – Westport
054 – Glastonbury	170 – Noank	159 – Wethersfield
057 – Greenwich	103 – Norwalk	165 – Windsor Locks
300 – New York	306 – Pt. Jefferson / Mt. Sinai	500 – Massachusetts
301 – Oyster Bay, NY	307 – Montauk, NY	501 – New Bedford, MA
302 – Northport, NY	400 – Rhode Island	502 – Gloucester, MA
303 – Mattituck, NY	401 – Point Judith, RI	600 – New Jersey
304 – Greenport, NY	402 – Newport, RI	700 – Maine
305 – Fishers Is., NY	403 – Watch Hill, RI	

If you landed at a port that is not in this list, write in the port name.

Sold From Holding Car Record

Species	Date Sold (MMDDYY)	Final Disposition	Pounds	Price/Lb
				\$ _____
				\$ _____
				\$ _____
				\$ _____
				\$ _____
				\$ _____
				\$ _____
				\$ _____
				\$ _____
				\$ _____
				\$ _____
				\$ _____
				\$ _____
				\$ _____
				\$ _____
				\$ _____
				\$ _____
				\$ _____
				\$ _____
				\$ _____
				\$ _____

Sold From Holding Car Instructions

Use this table to report this month's sales from previously retained catch from your holding car or pound. This is a follow-up on all trip reports having had a disposition of being held in your holding car (90601). This table is used to help match licensed dealer reports with fishing effort.

Species Enter the species code from the Species Code List on page iii. If the species code is not on the list, write in the species name. You must record a separate species entry and catch disposition code for each dealer to whom you sold this species or for any other way in which you disposed of your catch.

Date Sold Enter the transaction date your catch was sold from your holding car.

Final Disposition Use a Catch Disposition Code from the list on the bottom of page v to show what you did with your catch. If you sold to a Connecticut dealer, enter the dealer's Connecticut Seafood Dealer's License number. If you sold your catch out of state, enter the dealer's federal permit number preceded by an "F". If you cannot find out the dealer's CT License number or federal permit number, write in the dealer's name and state (write outside the space provided if necessary). If you did not sell your catch to a dealer, show what you did with your catch by using one of the other Disposition codes.

Pounds Enter the pounds of each species sold retail, sold to dealer, or kept for personal use. This may be whole fish or gutted fish.

Price/Lb If you sold your catch retail or to a bait dealer (i.e. reported a catch disposition of 90101 or 90102), you must report the price per pound. Do not fill this in if you sell directly to a licensed seafood dealer.

Start Date:	<input type="text"/>	Time	<input type="text"/>	:	<input type="text"/>	<input type="checkbox"/> Commercial Trip	TRIP ID: 05
						<input type="checkbox"/> Recreational Trip	
End Date:	<input type="text"/>	Time	<input type="text"/>	:	<input type="text"/>	No of Crew:	<input type="text"/>
						Port:	<input type="text"/>
Other Fishermen:	<input type="text"/>	<input type="text"/>	<input type="text"/>	<input type="text"/>	<input type="text"/>	Total Pots:	<input type="text"/>

Effort 1	Area	Gear	Qty	Gear	Dur	<input type="checkbox"/> Hours	Sets
						<input type="checkbox"/> Days	
Catch 1	Species	Disposition	Dealer	Pounds	Price/Lb		
					\$ _____		
					\$ _____		
					\$ _____		
					\$ _____		
					\$ _____		
					\$ _____		
					\$ _____		
					\$ _____		
					\$ _____		

Effort 2	Area	Gear	Qty	Gear	Dur	<input type="checkbox"/> Hours	Sets
						<input type="checkbox"/> Days	
Catch 2	Species	Disposition	Dealer	Pounds	Price/Lb		
					\$ _____		
					\$ _____		
					\$ _____		
					\$ _____		
					\$ _____		

Effort 3	Area	Gear	Qty	Gear	Dur	<input type="checkbox"/> Hours	Sets
						<input type="checkbox"/> Days	
Catch 3	Species	Disposition	Dealer	Pounds	Price/Lb		
					\$ _____		
					\$ _____		
					\$ _____		

Comments/Observations: _____

Start Date: : : Commercial Trip **TRIP ID: 04**
 Recreational Trip
 End Date: : : No of Crew: Port:
 Other Fishermen: Total Pots:

Effort 1	Area	Gear	Qty Gear	Dur	Sets	
			<input type="checkbox"/> Hours <input type="checkbox"/> Days			
Catch 1	Species	Disposition	Dealer	Pounds	Price/Lb	
	<input type="text"/>	<input type="text"/>	<input type="text"/>	<input type="text"/>	\$	<input type="text"/>
	<input type="text"/>	<input type="text"/>	<input type="text"/>	<input type="text"/>	\$	<input type="text"/>
	<input type="text"/>	<input type="text"/>	<input type="text"/>	<input type="text"/>	\$	<input type="text"/>
	<input type="text"/>	<input type="text"/>	<input type="text"/>	<input type="text"/>	\$	<input type="text"/>
	<input type="text"/>	<input type="text"/>	<input type="text"/>	<input type="text"/>	\$	<input type="text"/>
	<input type="text"/>	<input type="text"/>	<input type="text"/>	<input type="text"/>	\$	<input type="text"/>

Effort 2	Area	Gear	Qty Gear	Dur	Sets	
			<input type="checkbox"/> Hours <input type="checkbox"/> Days			
Catch 2	Species	Disposition	Dealer	Pounds	Price/Lb	
	<input type="text"/>	<input type="text"/>	<input type="text"/>	<input type="text"/>	\$	<input type="text"/>
	<input type="text"/>	<input type="text"/>	<input type="text"/>	<input type="text"/>	\$	<input type="text"/>
	<input type="text"/>	<input type="text"/>	<input type="text"/>	<input type="text"/>	\$	<input type="text"/>
	<input type="text"/>	<input type="text"/>	<input type="text"/>	<input type="text"/>	\$	<input type="text"/>

Effort 3	Area	Gear	Qty Gear	Dur	Sets	
			<input type="checkbox"/> Hours <input type="checkbox"/> Days			
Catch 3	Species	Disposition	Dealer	Pounds	Price/Lb	
	<input type="text"/>	<input type="text"/>	<input type="text"/>	<input type="text"/>	\$	<input type="text"/>
	<input type="text"/>	<input type="text"/>	<input type="text"/>	<input type="text"/>	\$	<input type="text"/>

Comments/Observations: _____

Start Date: : : Commercial Trip **TRIP ID: 01**
 Recreational Trip
 End Date: : : No of Crew: Port:
 Other Fishermen: Total Pots:

Effort 1	Area	Gear	Qty Gear	Dur	Sets	
			<input type="checkbox"/> Hours <input type="checkbox"/> Days			
Catch 1	Species	Disposition	Dealer	Pounds	Price/Lb	
	<input type="text"/>	<input type="text"/>	<input type="text"/>	<input type="text"/>	\$	<input type="text"/>
	<input type="text"/>	<input type="text"/>	<input type="text"/>	<input type="text"/>	\$	<input type="text"/>
	<input type="text"/>	<input type="text"/>	<input type="text"/>	<input type="text"/>	\$	<input type="text"/>
	<input type="text"/>	<input type="text"/>	<input type="text"/>	<input type="text"/>	\$	<input type="text"/>
	<input type="text"/>	<input type="text"/>	<input type="text"/>	<input type="text"/>	\$	<input type="text"/>
	<input type="text"/>	<input type="text"/>	<input type="text"/>	<input type="text"/>	\$	<input type="text"/>

Effort 2	Area	Gear	Qty Gear	Dur	Sets	
			<input type="checkbox"/> Hours <input type="checkbox"/> Days			
Catch 2	Species	Disposition	Dealer	Pounds	Price/Lb	
	<input type="text"/>	<input type="text"/>	<input type="text"/>	<input type="text"/>	\$	<input type="text"/>
	<input type="text"/>	<input type="text"/>	<input type="text"/>	<input type="text"/>	\$	<input type="text"/>
	<input type="text"/>	<input type="text"/>	<input type="text"/>	<input type="text"/>	\$	<input type="text"/>
	<input type="text"/>	<input type="text"/>	<input type="text"/>	<input type="text"/>	\$	<input type="text"/>

Effort 3	Area	Gear	Qty Gear	Dur	Sets	
			<input type="checkbox"/> Hours <input type="checkbox"/> Days			
Catch 3	Species	Disposition	Dealer	Pounds	Price/Lb	
	<input type="text"/>	<input type="text"/>	<input type="text"/>	<input type="text"/>	\$	<input type="text"/>
	<input type="text"/>	<input type="text"/>	<input type="text"/>	<input type="text"/>	\$	<input type="text"/>

Comments/Observations: _____

Start Date: : : Time : : Commercial Trip Recreational Trip **TRIP ID: 02**

End Date: : : Time : : No of Crew: Port:

Other Fishermen: : : Total Pots:

Effort 1	Area	Gear	Qty Gear	Dur	Sets
		<input type="text"/>	<input type="text"/>	<input type="text"/>	<input type="text"/>
Catch 1	Species	Disposition	Dealer	Pounds	Price/Lb
	<input type="text"/>	<input type="text"/>	<input type="text"/>	<input type="text"/>	\$ _____
	<input type="text"/>	<input type="text"/>	<input type="text"/>	<input type="text"/>	\$ _____
	<input type="text"/>	<input type="text"/>	<input type="text"/>	<input type="text"/>	\$ _____
	<input type="text"/>	<input type="text"/>	<input type="text"/>	<input type="text"/>	\$ _____
	<input type="text"/>	<input type="text"/>	<input type="text"/>	<input type="text"/>	\$ _____
	<input type="text"/>	<input type="text"/>	<input type="text"/>	<input type="text"/>	\$ _____

Effort 2	Area	Gear	Qty Gear	Dur	Sets
		<input type="text"/>	<input type="text"/>	<input type="text"/>	<input type="text"/>
Catch 2	Species	Disposition	Dealer	Pounds	Price/Lb
	<input type="text"/>	<input type="text"/>	<input type="text"/>	<input type="text"/>	\$ _____
	<input type="text"/>	<input type="text"/>	<input type="text"/>	<input type="text"/>	\$ _____
	<input type="text"/>	<input type="text"/>	<input type="text"/>	<input type="text"/>	\$ _____
	<input type="text"/>	<input type="text"/>	<input type="text"/>	<input type="text"/>	\$ _____

Effort 3	Area	Gear	Qty Gear	Dur	Sets
		<input type="text"/>	<input type="text"/>	<input type="text"/>	<input type="text"/>
Catch 3	Species	Disposition	Dealer	Pounds	Price/Lb
	<input type="text"/>	<input type="text"/>	<input type="text"/>	<input type="text"/>	\$ _____
	<input type="text"/>	<input type="text"/>	<input type="text"/>	<input type="text"/>	\$ _____

Comments/Observations: _____

Start Date: : : Time : : Commercial Trip Recreational Trip **TRIP ID: 03**

End Date: : : Time : : No of Crew: Port:

Other Fishermen: : : Total Pots:

Effort 1	Area	Gear	Qty Gear	Dur	Sets
		<input type="text"/>	<input type="text"/>	<input type="text"/>	<input type="text"/>
Catch 1	Species	Disposition	Dealer	Pounds	Price/Lb
	<input type="text"/>	<input type="text"/>	<input type="text"/>	<input type="text"/>	\$ _____
	<input type="text"/>	<input type="text"/>	<input type="text"/>	<input type="text"/>	\$ _____
	<input type="text"/>	<input type="text"/>	<input type="text"/>	<input type="text"/>	\$ _____
	<input type="text"/>	<input type="text"/>	<input type="text"/>	<input type="text"/>	\$ _____
	<input type="text"/>	<input type="text"/>	<input type="text"/>	<input type="text"/>	\$ _____
	<input type="text"/>	<input type="text"/>	<input type="text"/>	<input type="text"/>	\$ _____

Effort 2	Area	Gear	Qty Gear	Dur	Sets
		<input type="text"/>	<input type="text"/>	<input type="text"/>	<input type="text"/>
Catch 2	Species	Disposition	Dealer	Pounds	Price/Lb
	<input type="text"/>	<input type="text"/>	<input type="text"/>	<input type="text"/>	\$ _____
	<input type="text"/>	<input type="text"/>	<input type="text"/>	<input type="text"/>	\$ _____
	<input type="text"/>	<input type="text"/>	<input type="text"/>	<input type="text"/>	\$ _____
	<input type="text"/>	<input type="text"/>	<input type="text"/>	<input type="text"/>	\$ _____

Effort 3	Area	Gear	Qty Gear	Dur	Sets
		<input type="text"/>	<input type="text"/>	<input type="text"/>	<input type="text"/>
Catch 3	Species	Disposition	Dealer	Pounds	Price/Lb
	<input type="text"/>	<input type="text"/>	<input type="text"/>	<input type="text"/>	\$ _____
	<input type="text"/>	<input type="text"/>	<input type="text"/>	<input type="text"/>	\$ _____

Comments/Observations: _____

NOAA FORM 88-30 NORTHERN SPECIES LIST		U. S. DEPARTMENT OF COMMERCE NATIONAL OCEANIC AND ATMOSPHERIC ADMINISTRATION PURCHASES FROM FISHING VESSELS (NORTHEAST)				FORM APPROVED: OMB NO. 0648-0229 EXPIRES: 9/30/01					
DEALER NAME AND ADDRESS		DEALER NO.		<input type="checkbox"/> DID NOT PURCHASE ANY FISH OR SHELLFISH <input type="checkbox"/> FROM _____ DATE _____ TO _____ DATE _____		DATE OF PURCHASE					
				MO / DAY / YR		NAME OF VESSEL		OFFICIAL NO.	S PORT LANDED		
SIGNATURE		DATE LANDED	GEAR	MESH	DAY A.	DAY F.	TOWS	DUR.	TRIPS	DEPTH	
		PRO	ZONE	L/I	QTR / 10 MIN.SQ.	TL	TT	TD	NETS	POTS	HOOKS
SPECIES AND GRADE		CODE	POUNDS	PRICE	DOLLARS	SPECIES AND GRADE		CODE	POUNDS	PRICE	DOLLARS
COD	WHALE	0810				BUTTERFISH	LARGE	0510			
	STEAKER	0816					MEDIUM	0515			
	LARGE	0811					SMALL	0516			
	MARKET	0813					SUPER SM	0517			
	SCROD	0814					SCUP	LARGE	3290		
CUSK		0960				MEDIUM	3292				
HADDOCK	LARGE	1470				SMALL	3293				
	SCROD	1475				PINS	3294				
RED HAKE		1520			SEA HERRING		1685				
WHITE HAKE	LARGE	1536			ATLANTIC MACKEREL		2120				
	SMALL	1538			MONKFISH	LARGE	0121				
	UNC	1530				SMALL	0122				
RED & WHITE	ROUND	1551				PEEWEE	0126				
	DRESSED	1550				UNC	0120				
REDFISH		2400				LIVERS	0123				
POLLOCK	LARGE	2696			SKATE WINGS		3651				
	MEDIUM	2693			OCEAN POUT		2500				
	SMALL	2698			NORTHERN SHRIMP		7360				
	UNC	2691			LOBSTER	LARGE	7274				
WHITING	UNC	5090				SELECT	7273				
	KING	5091				SMALL	7272				
		5120				UNC	7270				
GRAY SOLE	LARGE	1221			SEA SCALLOPS		8009				
	MEDIUM	1224			SQUID	MIXED	8030				
	SMALL	1222			LONGFIN (LOLIGO)		8010				
	PEEWEE	1225			SHORTFIN (ILLEX)		8020				
	UNC	1220			BLK. SEA BASS	JUMBO	3352				
BLACKBACK	LEMON	1201				LARGE	3351				
	LARGE	1202				MEDIUM	3353				
	MEDIUM	1206				SMALL	3355				
	SMALL	1203				UNC	3350				
	PEEWEE	1207			BLUEFISH		0230				
YELLOWTAIL	LARGE	1231			CONCH		7750				
	SMALL	1232			JONAH CRAB		7110				
	UNC	1230			CRAB (UNC)		7130				
DAB	LARGE	1241			DOGFISH		3501				
	MEDIUM	1244			HALIBUT		1590				
	SMALL	1242			CONGER EEL		1160				
	UNC	1240			SEA URCHIN		8050				
FLUKE	JUMBO	1218			SHAD		3474				
	LARGE	1210			TAUTOG		4380				
	MEDIUM	1212			TILEFISH		4470				
	SMALL	1214			WEAKFISH		3446				
SAND DAB		1250			OTHER FOR FOOD		5260				
KINGFISH		1970									
TOTAL					TOTAL						

Connecticut Seafood Dealer Report

Abbreviated Form for Lobster Transactions Only

Rev 1.2008

Did Not Purchase Lobsters During Month of _____ 20____

Dealer Name:				
State DEALER Number:	Federal Dealer Number	Market Category	Pounds Purchased	Purchase Price per Pound
Fisherman's CT Plate Number:	Port Landed:	Halves 1 ½ - 2 lb		
Transaction Date:	Date Landed:		Quarters 1 ¼ lb	
Fisherman's Logbook or VTR Serial Number:		CT Logbook Page Number:	Chix 1 – 1 ¼ lb	
Vessel Name:			Jumbo	
Vessel Registration Number:		Large		
		Medium		
		Small		
		Cull		
		Shell Rot		
		Unclassified		
Fisherman's CT Plate Number:	Port Landed:	Halves 1 ½ - 2 lb		
Transaction Date:	Date Landed:		Quarters 1 ¼ lb	
Fisherman's Logbook or VTR Serial Number:		CT Logbook Page Number:	Chix 1 – 1 ¼ lb	
Vessel Name:			Jumbo	
Vessel Registration Number:		Large		
		Medium		
		Small		
		Cull		
		Shell Rot		
		Unclassified		
Fisherman's CT Plate Number:	Port Landed:	Halves 1 ½ - 2 lb		
Transaction Date:	Date Landed:		Quarters 1 ¼ lb	
Fisherman's Logbook or VTR Serial Number:		CT Logbook Page Number:	Chix 1 – 1 ¼ lb	
Vessel Name:			Jumbo	
Vessel Registration Number:		Large		
		Medium		
		Small		
		Cull		
		Shell Rot		
		Unclassified		

Instructions

This abbreviated form is designed for recording lobster purchases only. If you also purchase finfish, sea scallops, squid or crabs use NOAA form 88-30 *Purchases from Fishing Vessels* available from the CT DEP Marine Fisheries Division or, if you possess a federal dealer permit, from the National Marine Fisheries Service, Gloucester, MA.

This form was developed at the request of several seafood dealers who exclusively purchase lobsters, as a means of reducing the volume of paper generated by the multi-species *Purchases from Fishing Vessels* form. Market categories have also been adopted to conform to common grading practices used in Connecticut. You are encouraged to make use of this form for your own record keeping by using carbon paper between sheets and retaining the copy for yourself. We encourage suggestions for improving the usefulness of these reports in your business as well as ideas to make transactions easier to record. We believe that if report forms are useful and efficient to complete as EACH TRANSACTION OCCURS, records will be more complete and more accurate.

The information provided in this report will assist us in making fishery management decisions. The seafood industry may provide you with a substantial livelihood. Please help us manage our fishery resources by completing this form as accurately as possible.

Individually identifiable seafood transaction information is confidential and is protected by the Connecticut General Statutes (CGS Section 26-157b).

Transactions are to be recorded at least daily and reports submitted by the 10th of the month following the reporting month (e.g., May reports are due by June 10). The reverse side of this page provides space for up to three transactions. Use as many sheets each month as you require. For each transaction please record the following in the space provided.

- Dealer Name** Record your name or your company name as it appears on your Seafood Dealer License.
- State Dealer Number** Record your plate number from your CT dealer's license (not the serial number).
- Federal Dealer Number** Record your federal dealer permit number. Leave this space blank if you do not have a federal dealer permit.
- Fisherman's CT Plate Number** Record the fisherman's CT fishing/landing license number.
- Port Landed** Record the port where the lobsters were landed. Obtain this information from the fisherman.
- Transaction Date** Record the date lobsters were purchased from the fisherman.
- Date Landed** Record the date the lobsters were landed. Obtain this information from the fisherman.
- Serial Number** Record the fisherman's federal trip report serial number found in the upper right hand side of the report or the Connecticut logbook serial number found on the logbooks front cover in red ink.
- CT Logbook Page Number** Record the page number in the CT Logbook. (Only required if the fisherman reports using the Connecticut Logbook)
- Vessel Name** Record the fishing vessel name.
- Registration Number** Record the fishing vessel's registration number.
- Pounds Purchased** Record the number of pounds of lobsters purchased by market category.
- Purchase Price** Record the price per pound for each market category.

Notice: Reports must be submitted each month whether you purchase lobsters or not. If you did not purchase any lobsters during the month put an X in the box preceding "Did not Purchase Lobsters During Month of " then enter the appropriate month and year.

Reminder: Failure to report, or submitting incomplete reports will disqualify you from obtaining a renewal of your license. For information or assistance regarding this report contact **DEP Marine Fisheries Division at (860) 434-6043**. Thanks for your assistance.

MAIL TO:
DEP – Marine Fisheries Division
P.O. Box 719
Old Lyme, CT 06371