

CONNECTICUT ENERGY PRICE REPORT

Denotes falling prices compared to year earlier

Denote flat prices compared to year earlier

Denotes rising prices compared to year earlier



CONNECTICUT RETAIL HEATING OIL	
\$/GAL	
LATEST	1/23/2017 2.531
WEEK AGO	1/16/2017 2.545
MONTH AGO	12/26/2016 2.494
YEAR AGO	1/25/2016 1.937
SRC: DEEP	



CRUDE OIL WTI SPOT PRICE	
\$/BBL	
LATEST	1/25/2017 52.14
WEEK AGO	1/18/2017 51.12
MONTH AGO	12/25/2016 52.42
YEAR AGO	1/25/2016 30.31
SRC: OIL DAILY	



CT RETAIL GASOLINE UNLEADED REGULAR	
\$/GAL	
LATEST	1/25/2017 2.459
WEEK AGO	1/18/2017 2.478
MONTH AGO	12/25/2016 2.417
YEAR AGO	1/25/2016 2.006
SRC: AAA	



CONNECTICUT RETAIL RESIDENTIAL PROPANE	
\$/GAL	
LATEST	1/23/2017 2.995
WEEK AGO	1/16/2017 2.964
MONTH AGO	12/26/2016 2.828
YEAR AGO	1/25/2016 2.491
SRC: EIA	



CT RESIDENTIAL NATURAL GAS	
\$/MCF	
LATEST	Oct-2016 16.63
YEAR AGO	Oct-2015 15.33
2 YEARS AGO	Oct-2014 17.79
3 YEARS AGO	Oct-2013 16.60
SRC: EIA	



CT RESIDENTIAL ELECTRICITY	
CENTS/KWH *	
LATEST	Oct-2016 19.95
YEAR AGO	Oct-2015 20.13
2 YEARS AGO	Oct-2014 20.38
3 YEARS AGO	Oct-2013 18.57
SRC: EIA	



CT COMMERCIAL ELECTRICITY	
CENTS/KWH *	
LATEST	Oct-2016 15.93
YEAR AGO	Oct-2015 15.84
2 YEARS AGO	Oct-2014 15.12
3 YEARS AGO	Oct-2013 14.63
SRC: EIA	

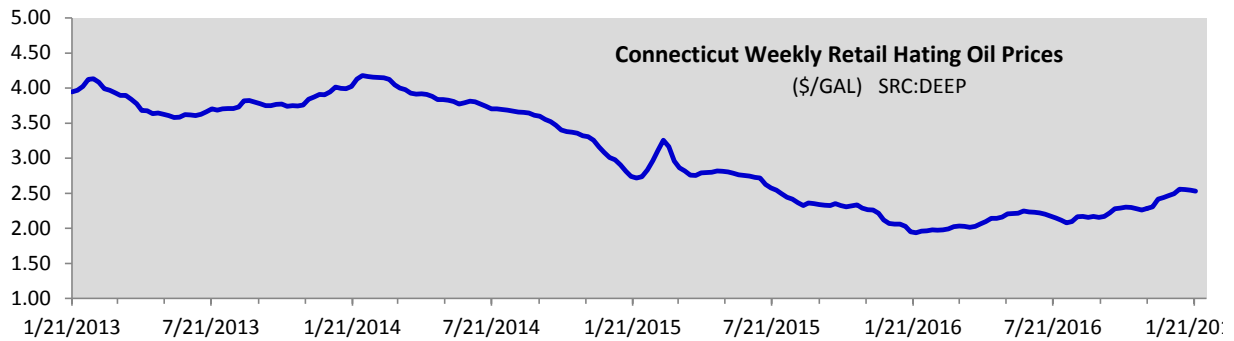
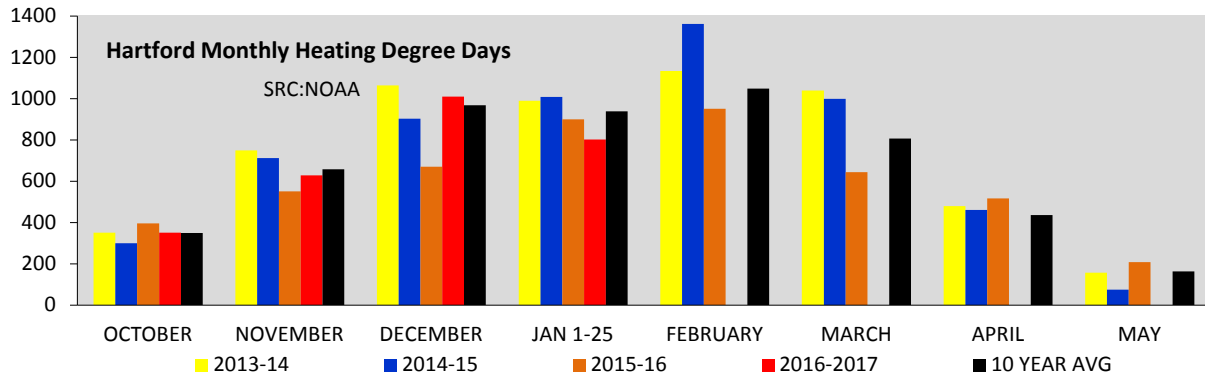


CT INDUSTRIAL ELECTRICITY	
CENTS/KWH *	
LATEST	Oct-2016 12.94
YEAR AGO	Oct-2015 12.78
2 YEARS AGO	Oct-2014 12.38
3 YEARS AGO	Oct-2013 12.68
SRC: EIA	

* Total Cost/Kwh including generation and transmission components

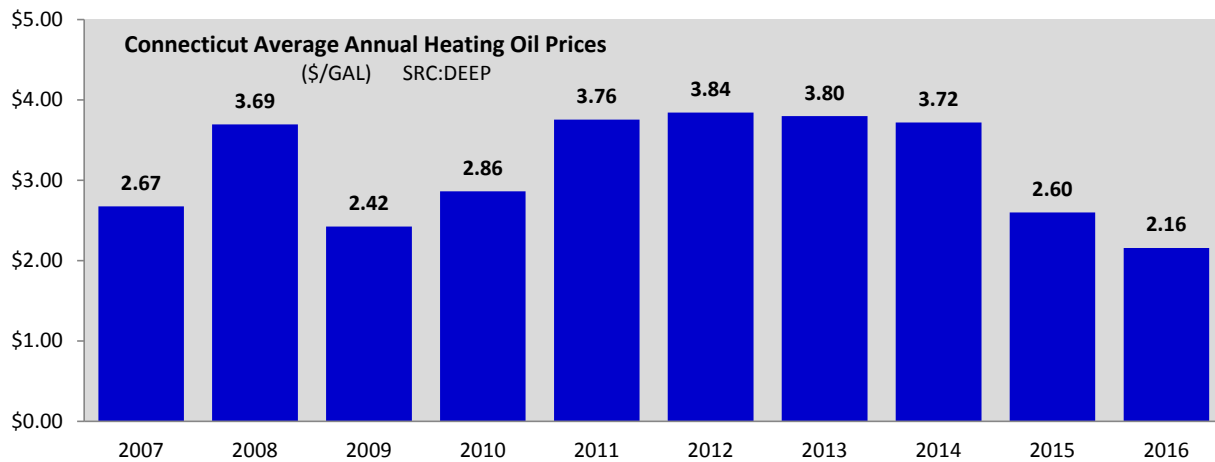
PRICE COMPARISONS of HEATING FUELS IN \$ PER HEATING OIL GALLON EQUIVALENTS (HOGEs)

	CT RES NAT GAS \$/GAL HOGEs	CT HEATING OIL \$/GAL HOGEs	CT RES PROPANE \$/GAL HOGEs
October 2015	2.062	2.327	3.871
October 2016	2.237	2.278	4.134

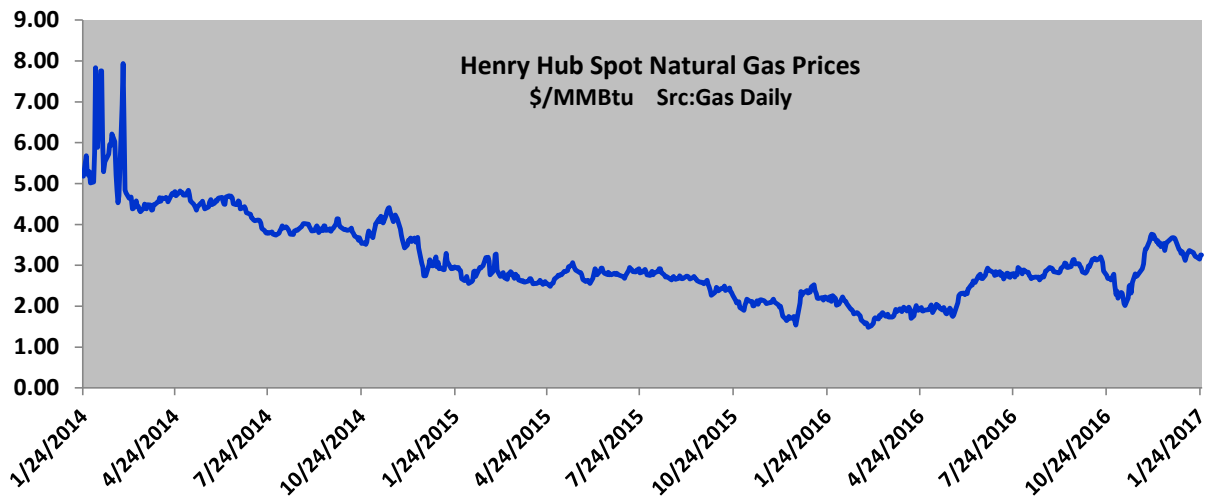
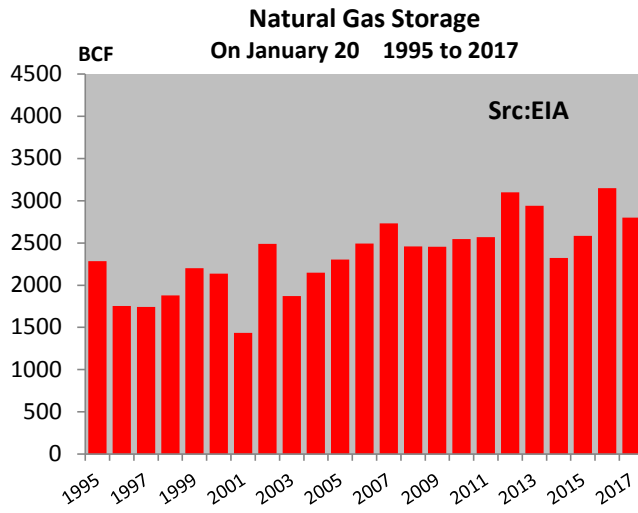
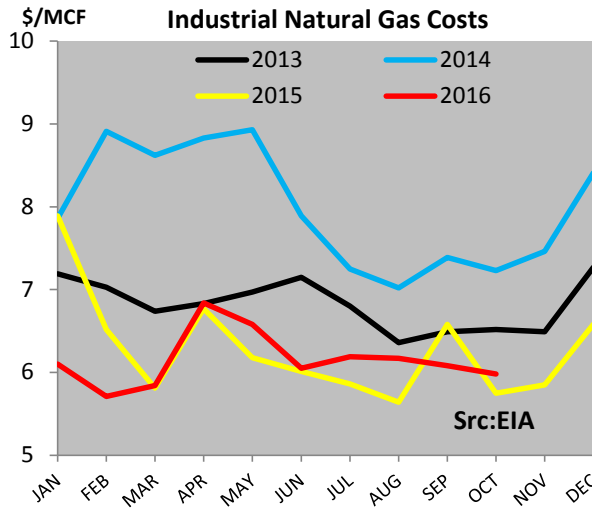
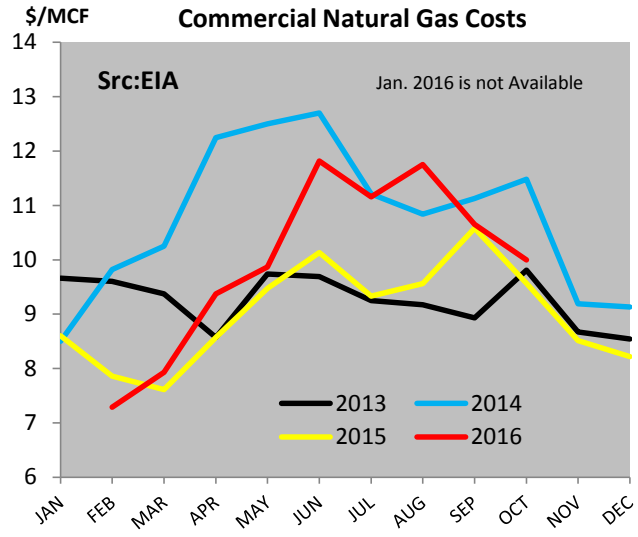
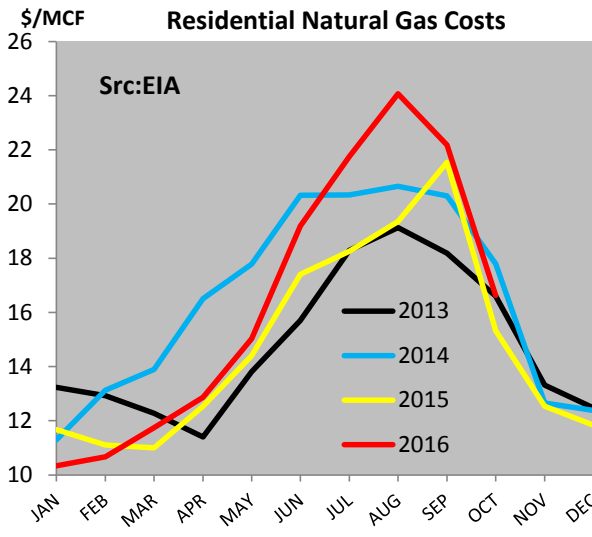


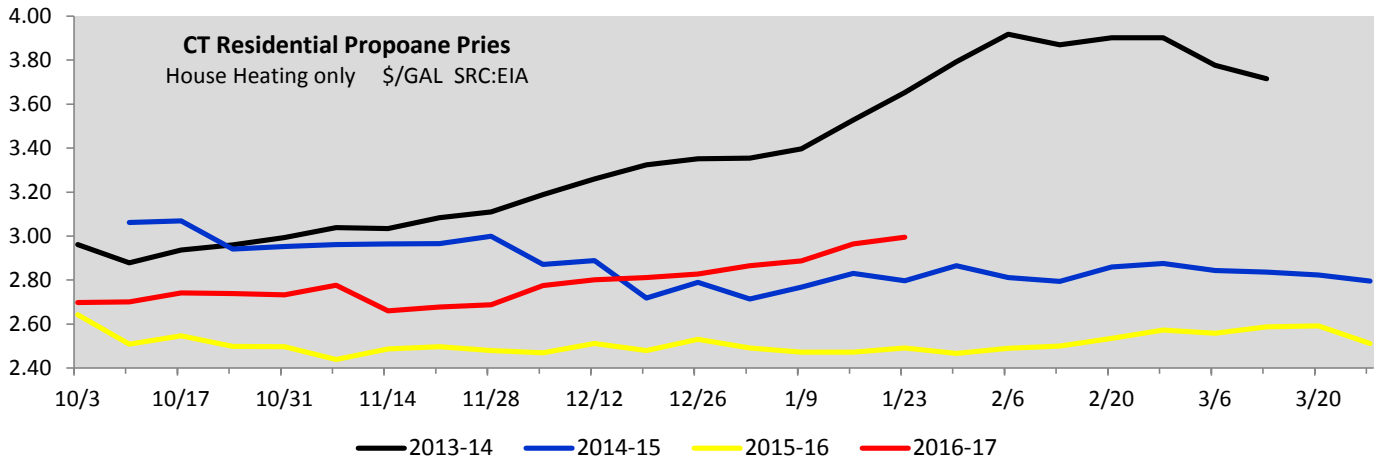
	Retail Heating Oil Prices \$/Gal Src:DEEP
1/25/2016	\$1.937
1/16/2017	\$2.545
1/23/2017	\$2.531
% Change Year Ago	30.6%
% Change Week Ago	-0.6%

	Spot Heating Oil Prices \$/Gal Src:Oil Daily
1/25/2016	\$0.875
1/18/2017	\$1.522
1/25/2017	\$1.518
% Change Year Ago	73.4%
% Change Week Ago	-0.4%



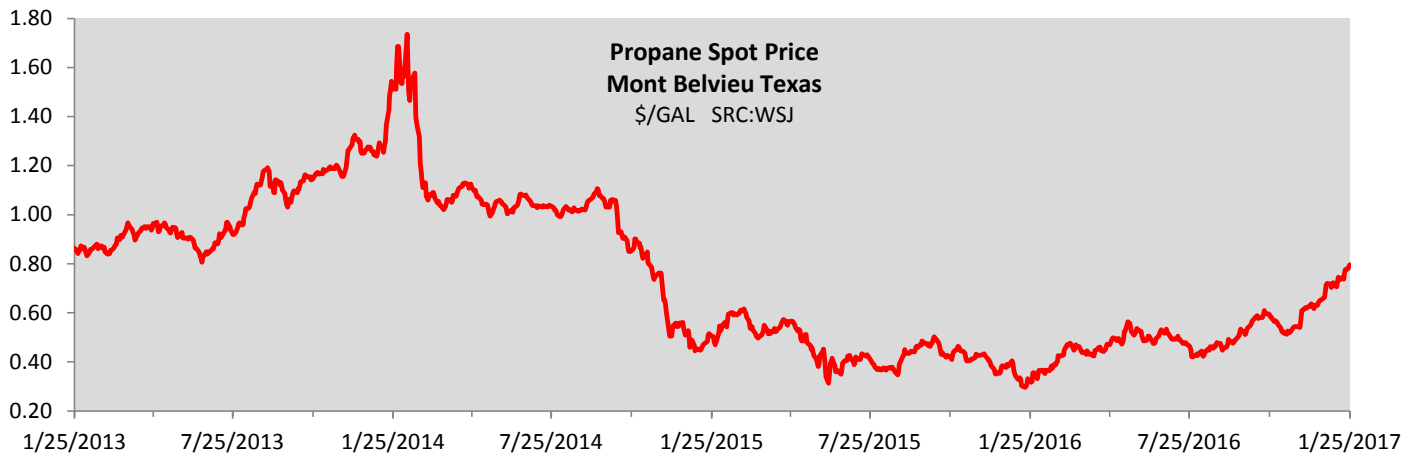
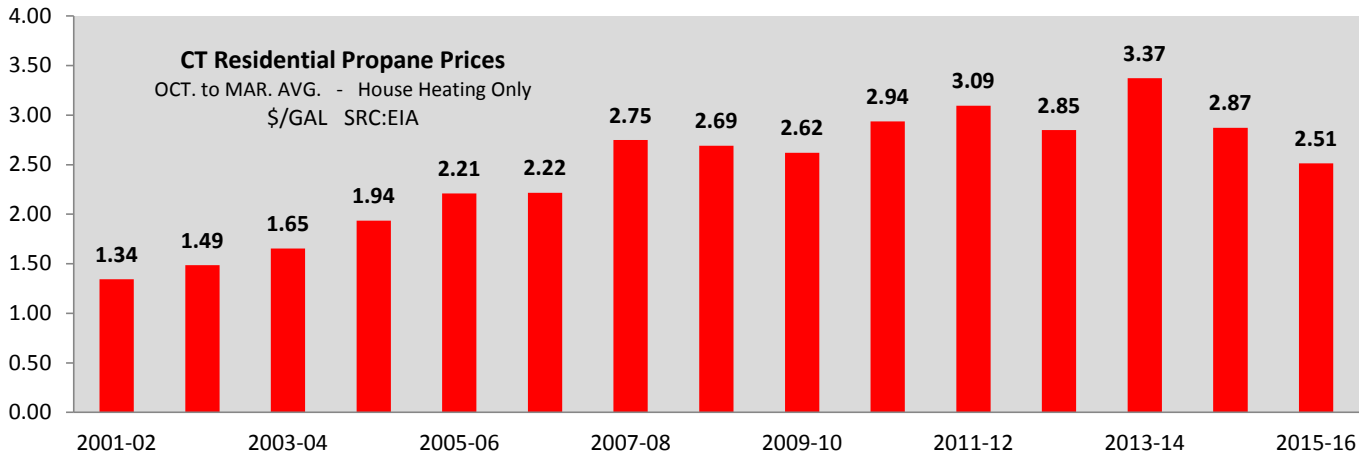
Connecticut Natural Gas

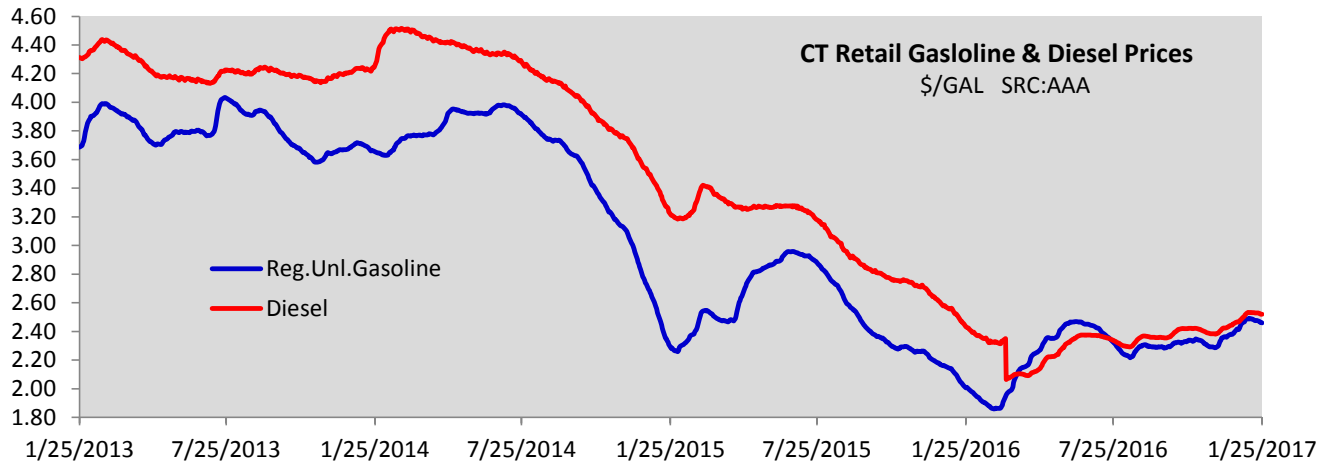




Retail Propane Heating Prices	
\$/Gal Src:Eia	
1/25/2016	\$2.491
1/16/2017	\$2.964
1/23/2017	\$2.995
% Change Year Ago	20.2%
% Change Week Ago	1.0%

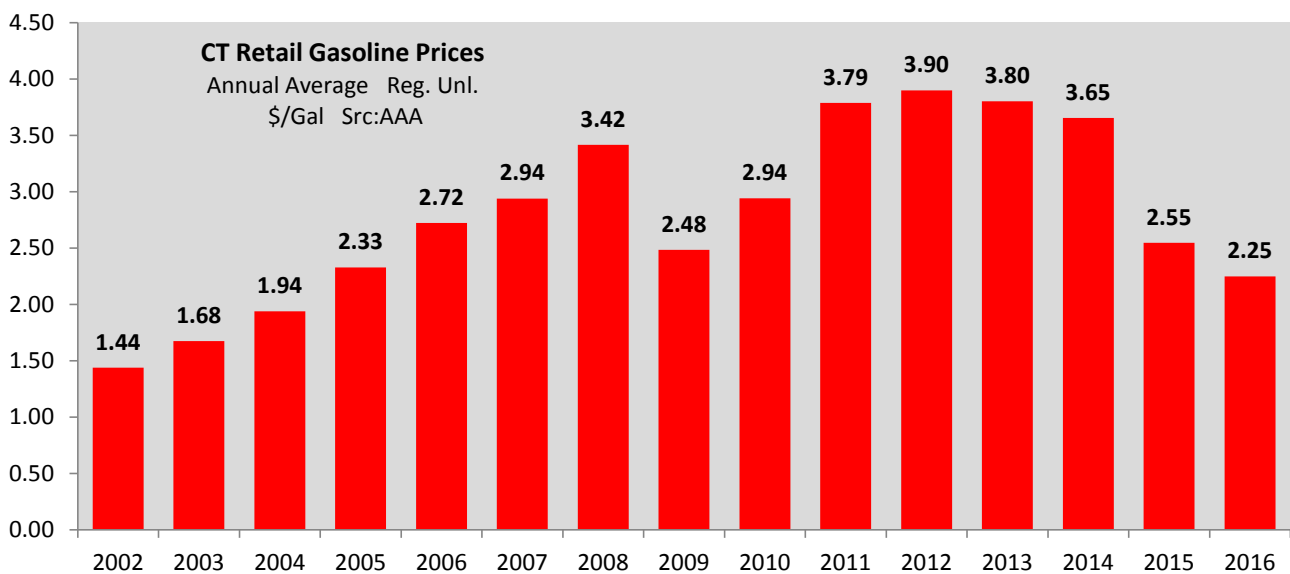
Spot Propane Prices	
\$/Gal Src:WSJ	
1/25/2016	\$0.323
1/18/2017	\$0.737
1/25/2017	\$0.796
% Change Year Ago	146.4%
% Change Week Ago	5.9%

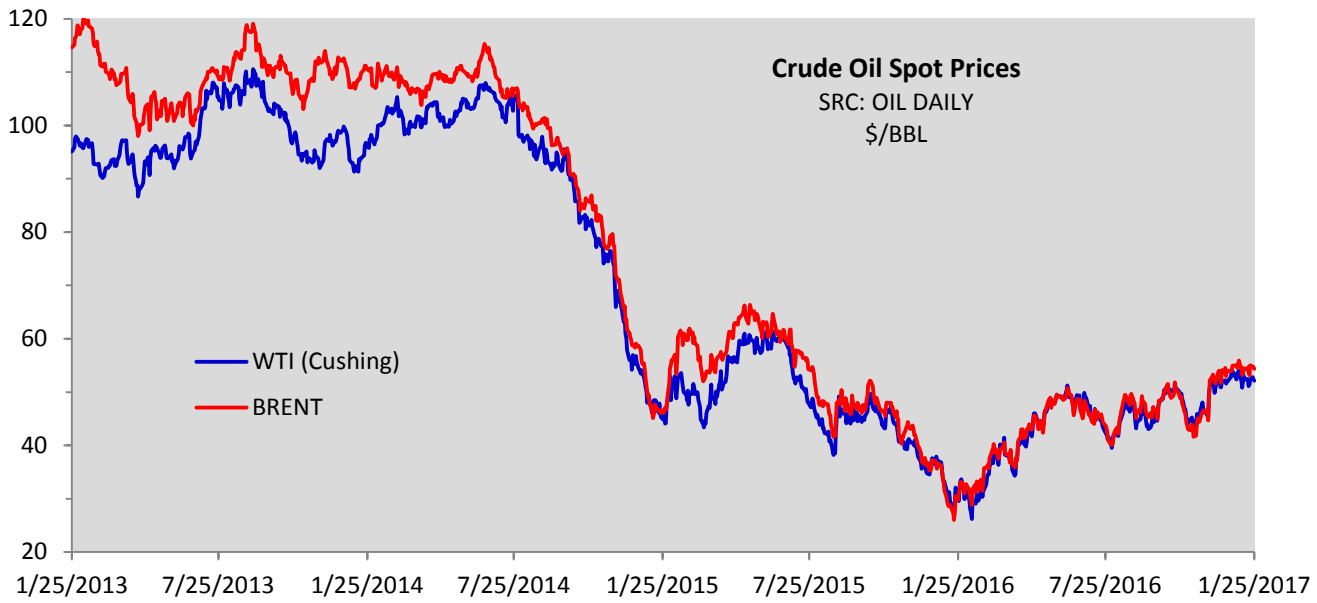




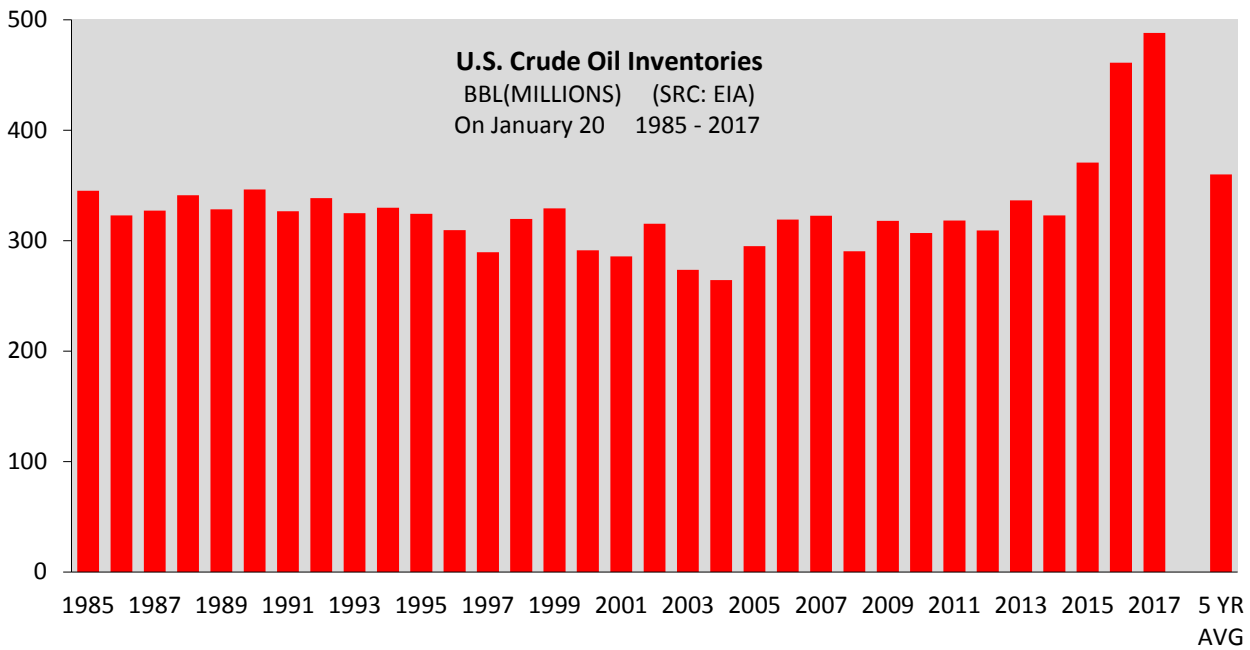
SRC:AAA \$/GAL	Connecticut Retail Regular Unleaded				
	Bridgeport	Hartford	New Haven-Meriden	New London-Norwich	Statewide
1/25/2016	2.108	1.979	1.980	1.993	2.006
1/18/2017	2.569	2.453	2.449	2.442	2.478
1/25/2017	2.548	2.432	2.439	2.412	2.459
% Change Week Ago	-0.8%	-0.9%	-0.4%	-1.2%	-0.8%
% Change Year Ago	20.9%	22.9%	23.2%	21.0%	22.6%

SRC:AAA \$/GAL	Connecticut Retail Diesel				
	Bridgeport	Hartford	New Haven-Meriden	New London-Norwich	Statewide
1/25/2016	2.495	2.417	2.427	2.391	2.432
1/18/2017	2.765	2.690	2.710	2.664	2.712
1/25/2017	2.763	2.687	2.715	2.679	2.710
% Change Week Ago	-0.1%	-0.1%	0.2%	0.6%	-0.1%
% Change Year Ago	10.7%	11.2%	11.9%	12.0%	11.4%

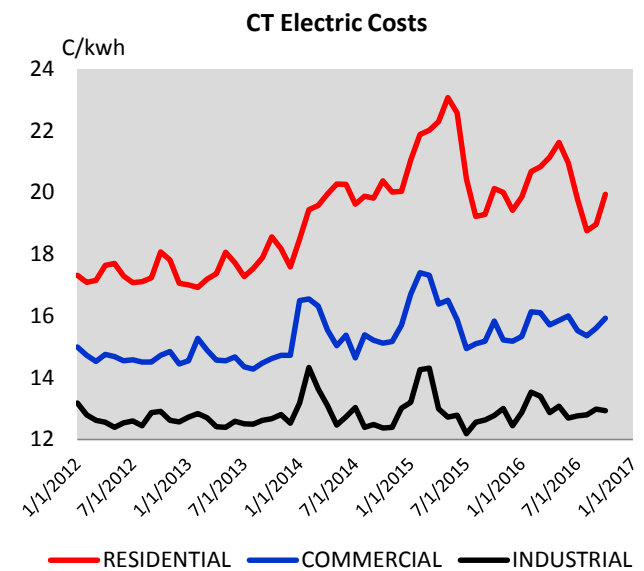
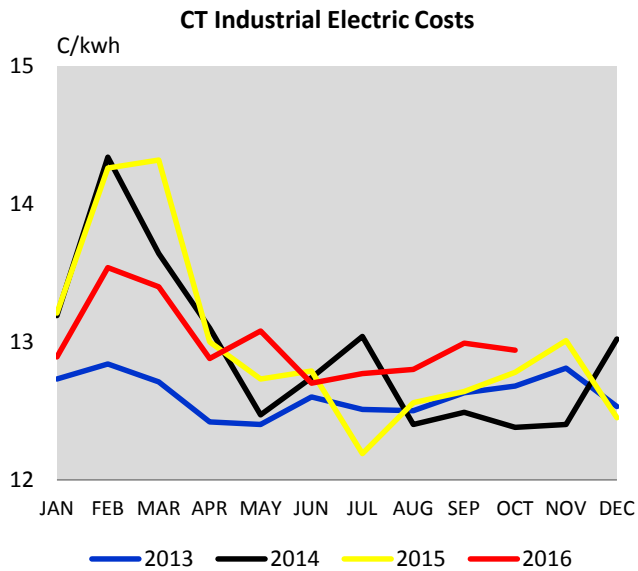
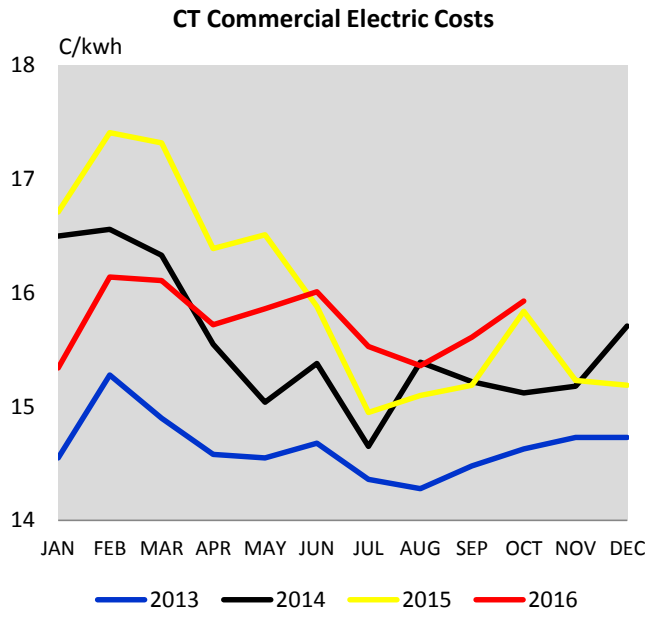
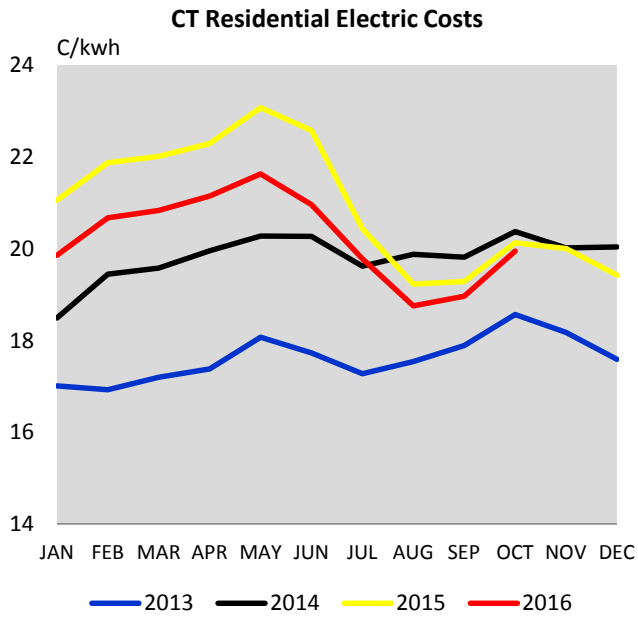




Crude Oil Spot Prices		
	\$/Bbl Src:Oil Daily	
	WTI	Brent
1/25/2016	30.31	29.82
1/18/2017	51.12	53.76
1/25/2017	52.14	54.33
% Change Year Ago	72.0%	82.2%
% Change Week Ago	2.0%	1.1%



Average Retail Price of Electricity To Ultimate Customers By End-Use Sector
 U.S. Energy Information Administration / Electric Power Monthly
 Cents Per Kilowatt-Hour



	Residential	Commercial	Industrial	Total
Src:EIA	Cents/Kwh	Cents/Kwh	Cents/Kwh	Cents/Kwh
October 2015	20.13	15.84	12.78	17.05
October 2016	19.95	15.93	12.94	17.11
% Change Year Ago	-0.9%	0.6%	1.3%	0.4%