

CONNECTICUT ENERGY PRICE REPORT

Denotes falling prices compared to year earlier

Denotes flat prices compared to year earlier

Denotes rising prices compared to year earlier



**CONNECTICUT RETAIL
HEATING OIL**

\$/GAL

LATEST	2/20/2017	2.549
WEEK AGO	2/13/2017	2.555
MONTH AGO	1/23/2017	2.535
YEAR AGO	2/22/2016	1.975
SRC: DEEP		



**CRUDE OIL
WTI SPOT PRICE**

\$/BBL

2/22/2017	53.61
2/15/2017	53.11
1/22/2017	52.62
2/22/2016	31.37
SRC: OIL DAILY	



**CT RETAIL GASOLINE
UNLEADED REGULAR**

\$/GAL

2/22/2017	2.414
2/15/2017	2.426
1/22/2017	2.468
2/22/2016	1.881
SRC: AAA	



**CONNECTICUT RETAIL
RESIDENTIAL PROPANE**

\$/GAL

2/20/2017	2.998
2/13/2017	3.030
1/23/2017	2.977
2/22/2016	2.535
SRC: EIA	



**CT RESIDENTIAL
NATURAL GAS**

\$/MCF

LATEST	Nov-2016	13.28
YEAR AGO	Nov-2015	12.53
2 YEARS AGO	Nov-2014	12.65
3 YEARS AGO	Nov-2013	13.31
SRC: EIA		



**CT RESIDENTIAL
ELECTRICITY**

CENTS/KWH *

Nov-2016	19.66
Nov-2015	20.04
Nov-2014	20.02
Nov-2013	18.18
SRC: EIA	



**CT COMMERCIAL
ELECTRICITY**

CENTS/KWH *

Nov-2016	16.45
Nov-2015	15.27
Nov-2014	15.18
Nov-2013	14.73
SRC: EIA	



**CT INDUSTRIAL
ELECTRICITY**

CENTS/KWH *

Nov-2016	12.82
Nov-2015	12.97
Nov-2014	12.40
Nov-2013	12.81
SRC: EIA	

SRC: EIA

SRC: EIA

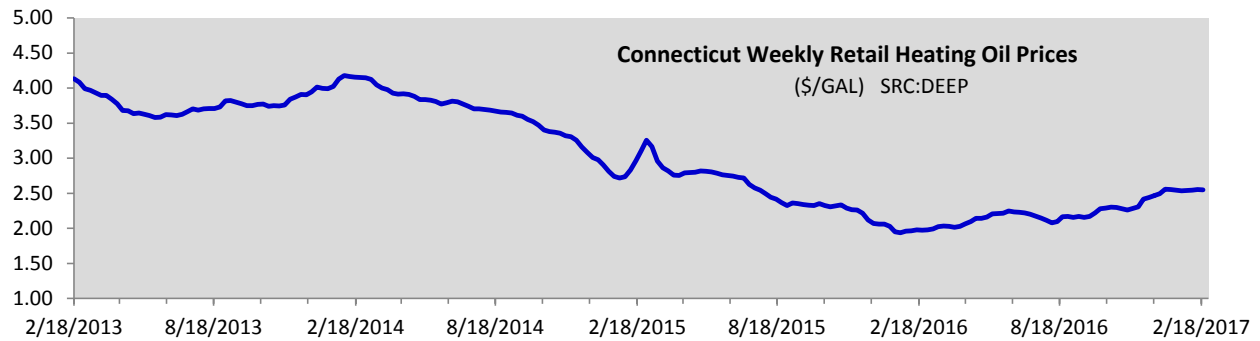
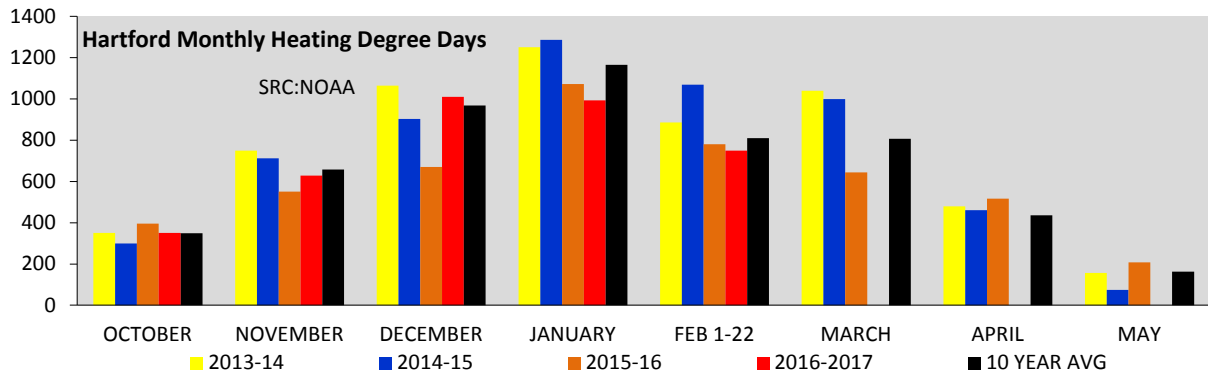
SRC: EIA

SRC: EIA

* Total Cost/Kwh including generation and transmission components

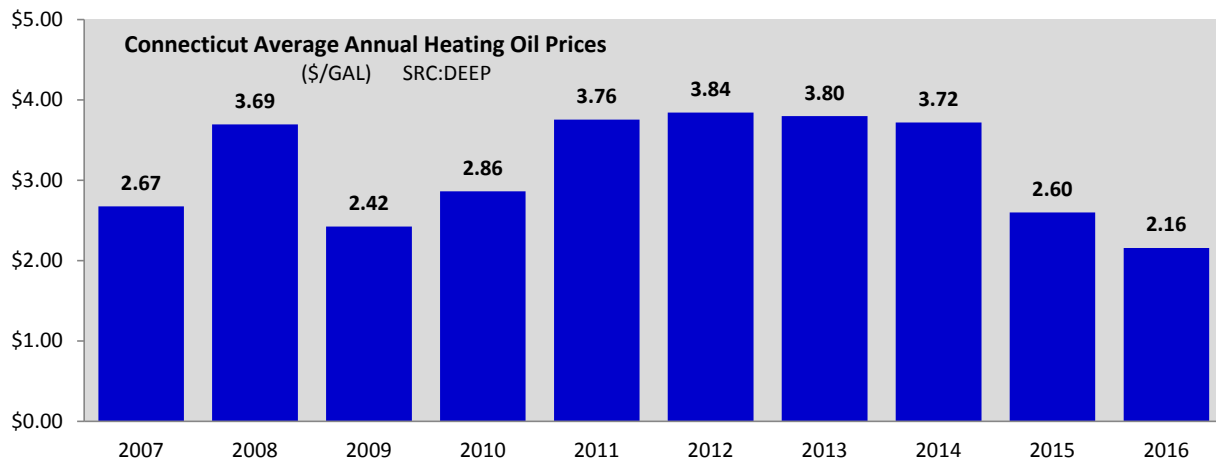
PRICE COMPARISONS of HEATING FUELS IN \$ PER HEATING OIL GALLON EQUIVALENTS (HOGES)

	CT RES NAT GAS \$/GAL HOGES	CT HEATING OIL \$/GAL HOGES	CT RES PROPANE \$/GAL HOGES
Oct'15 - Nov'15	1.819	2.309	3.813
Oct'16 - Nov'16	1.925	2.280	4.119

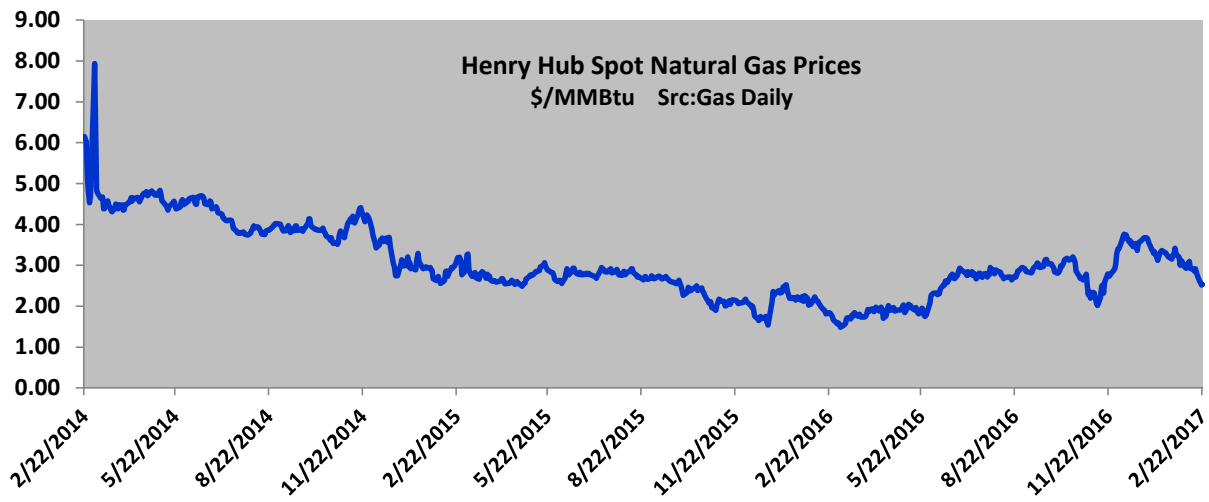
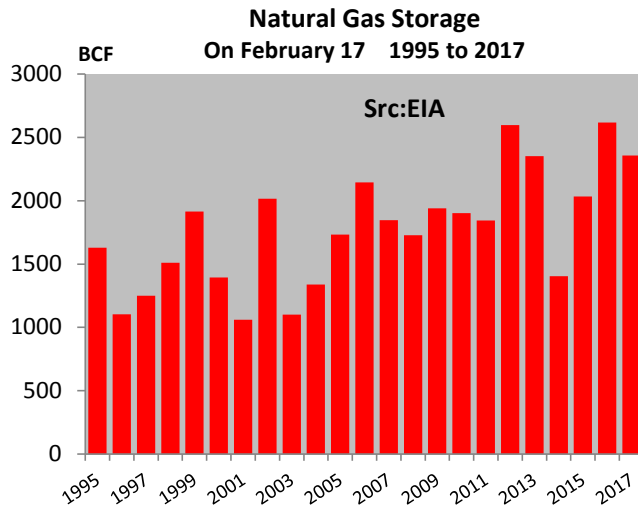
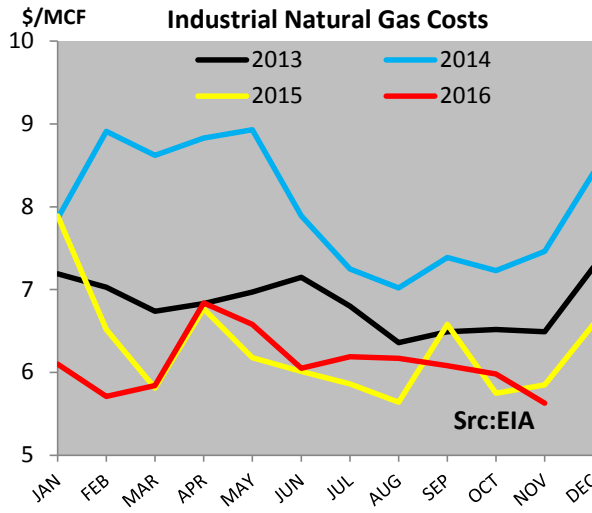
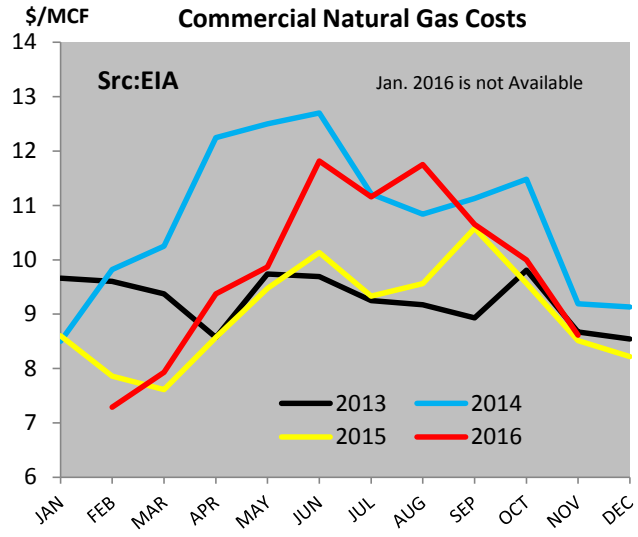
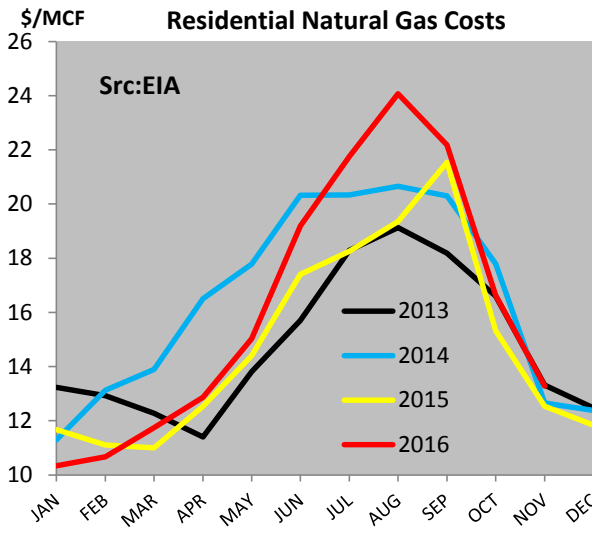


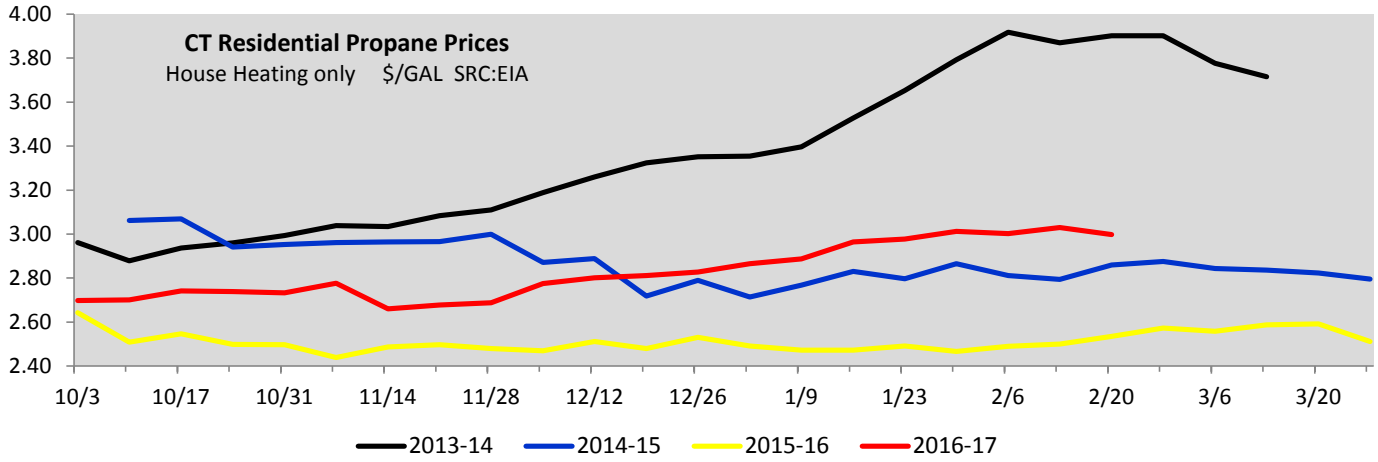
	Retail Heating Oil Prices \$/Gal Src:DEEP
2/22/2016	\$1.975
2/13/2017	\$2.555
2/20/2017	\$2.549
% Change Year Ago	29.0%
% Change Week Ago	-0.2%

	Spot Heating Oil Prices \$/Gal Src:Oil Daily
2/22/2016	\$0.999
2/15/2017	\$1.543
2/22/2017	\$1.554
% Change Year Ago	55.5%
% Change Week Ago	0.7%



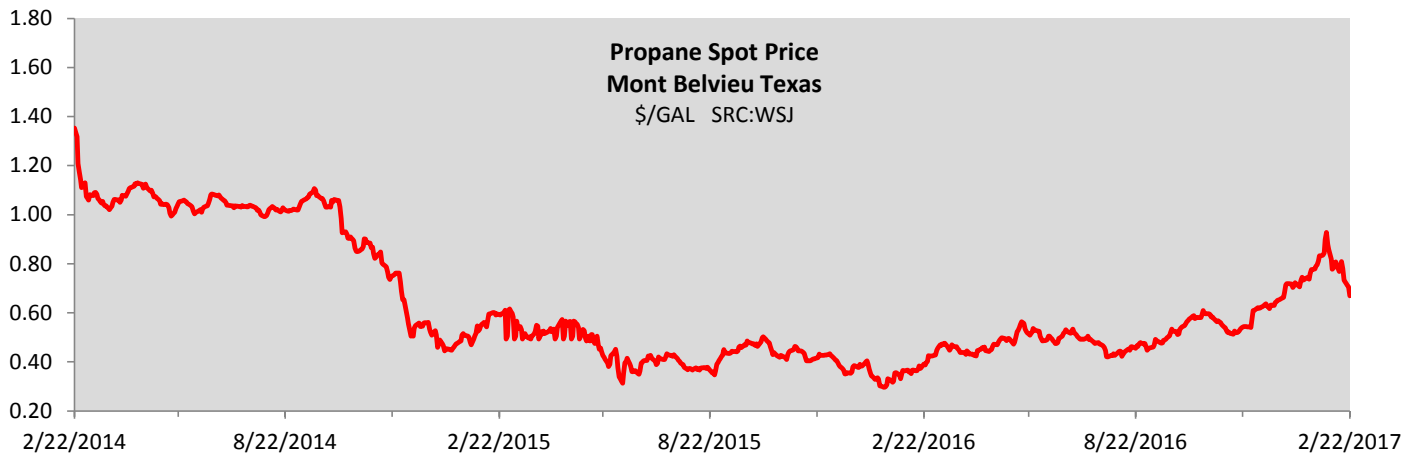
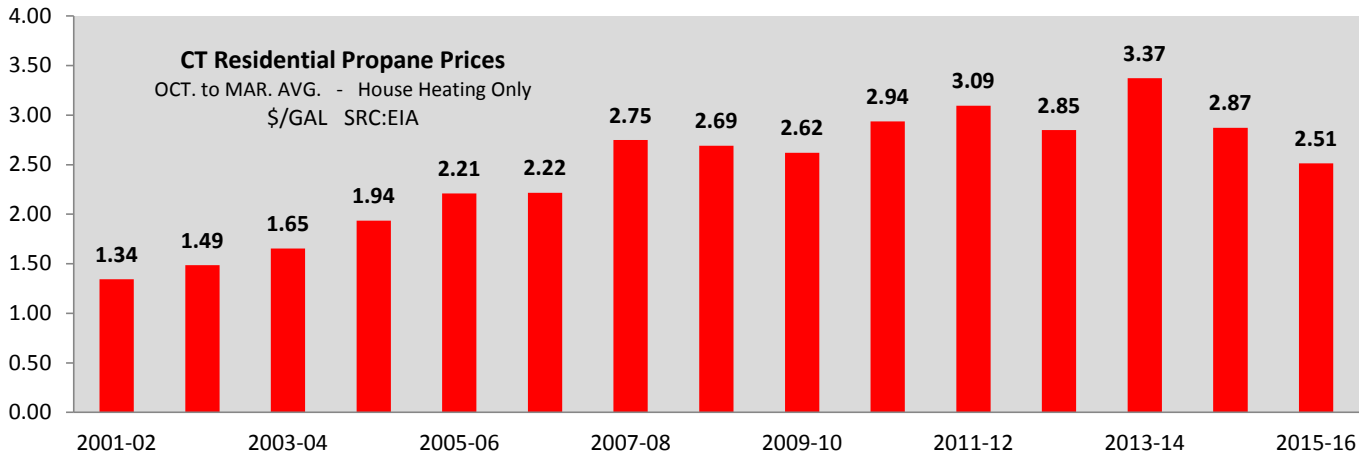
Connecticut Natural Gas

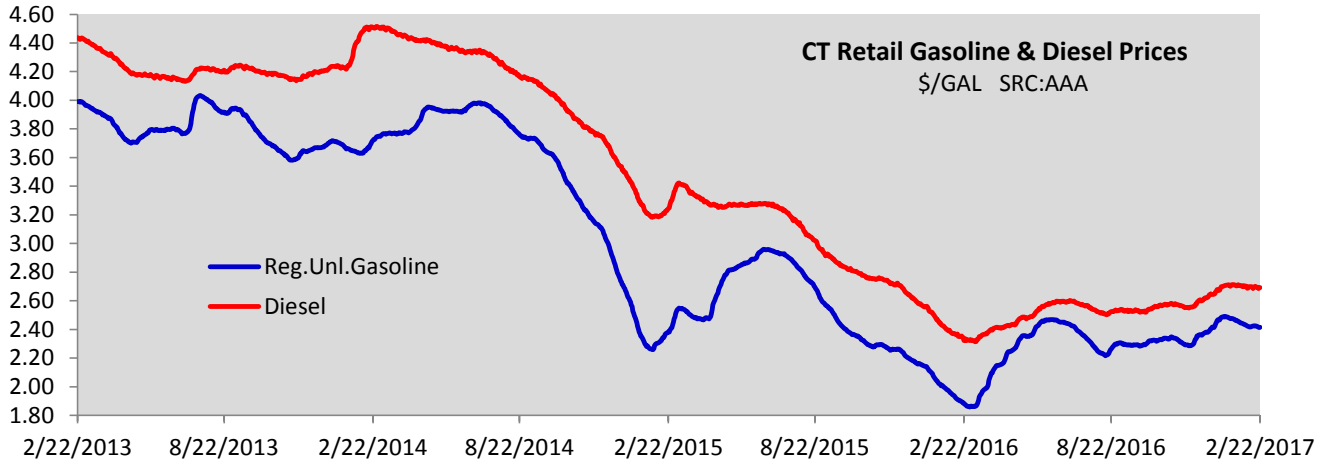




Retail Propane Heating Prices	
\$/Gal Src:Eia	
2/22/2016	\$2.535
2/13/2017	\$3.030
2/20/2017	\$2.998
% Change Year Ago	18.3%
% Change Week Ago	-1.1%

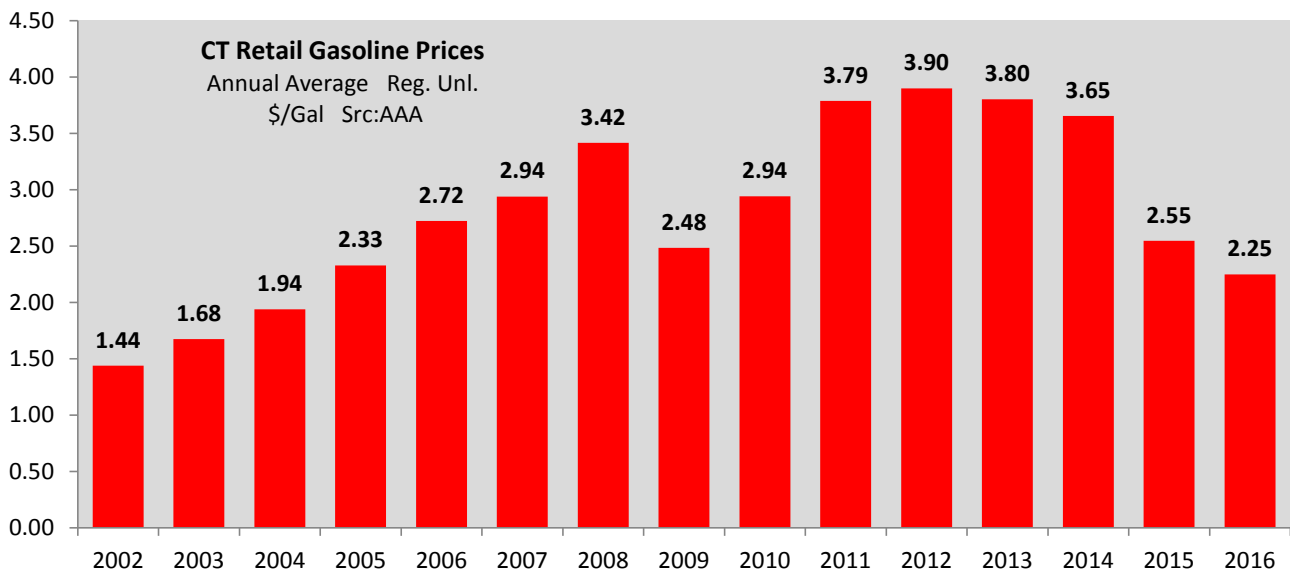
Spot Propane Prices	
\$/Gal Src:WSJ	
2/22/2016	\$0.391
2/15/2017	\$0.809
2/22/2017	\$0.670
% Change Year Ago	71.2%
% Change Week Ago	-17.2%

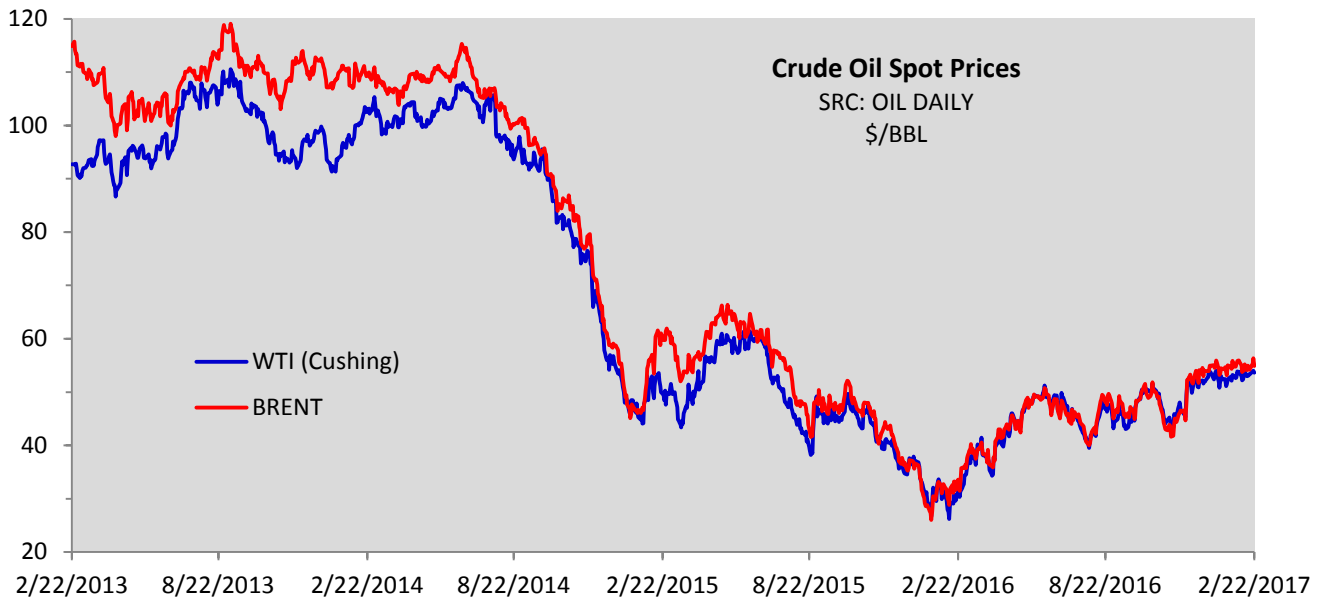




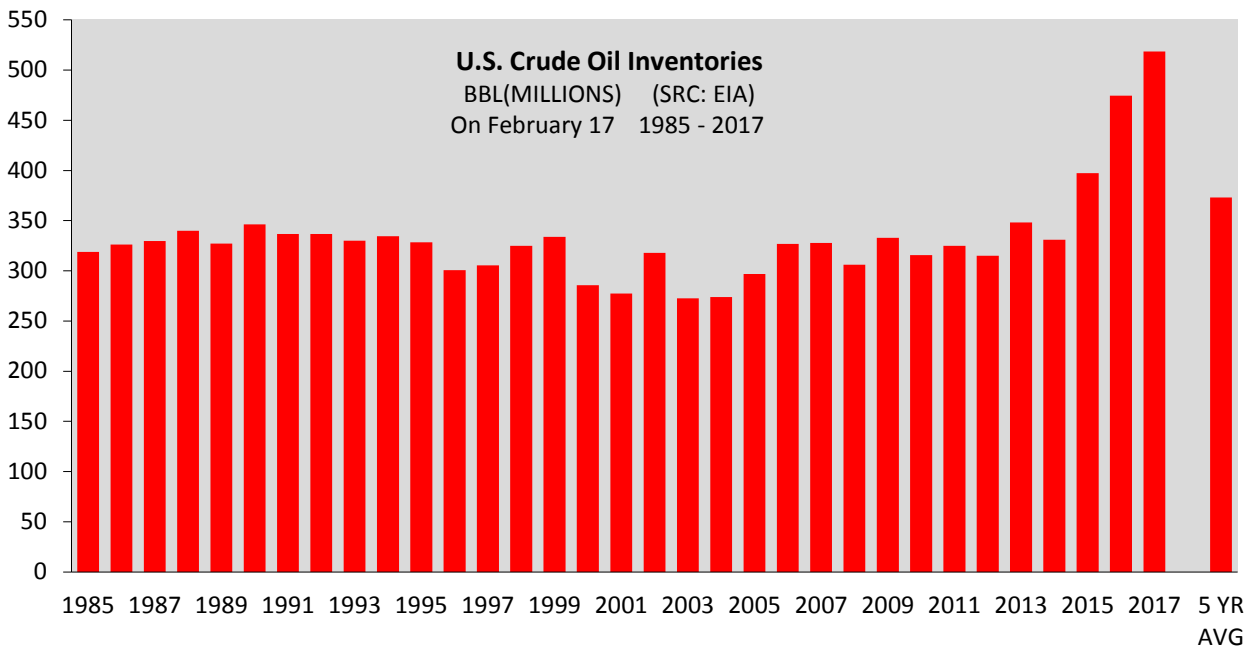
SRC:AAA \$/GAL	Connecticut Retail Regular Unleaded				
	Bridgeport	Hartford	New Haven-Meriden	New London-Norwich	Statewide
2/22/2016	2.011	1.834	1.863	1.847	1.881
2/15/2017	2.511	2.400	2.405	2.381	2.426
2/22/2017	2.506	2.388	2.390	2.367	2.414
% Change Week Ago	-0.2%	-0.5%	-0.6%	-0.6%	-0.5%
% Change Year Ago	24.6%	30.2%	28.3%	28.2%	28.3%

SRC:AAA \$/GAL	Connecticut Retail Diesel				
	Bridgeport	Hartford	New Haven-Meriden	New London-Norwich	Statewide
2/22/2016	2.396	2.302	2.316	2.339	2.324
2/15/2017	2.753	2.683	2.697	2.645	2.700
2/22/2017	2.761	2.664	2.703	2.593	2.693
% Change Week Ago	0.3%	-0.7%	0.2%	-2.0%	-0.3%
% Change Year Ago	15.2%	15.7%	16.7%	10.9%	15.9%

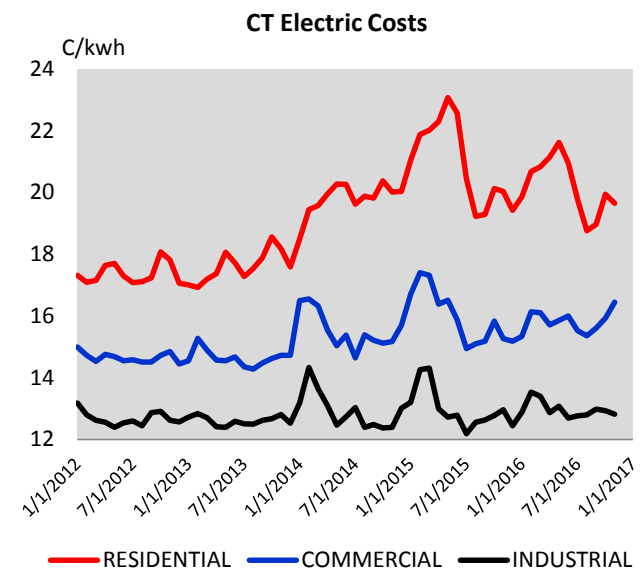
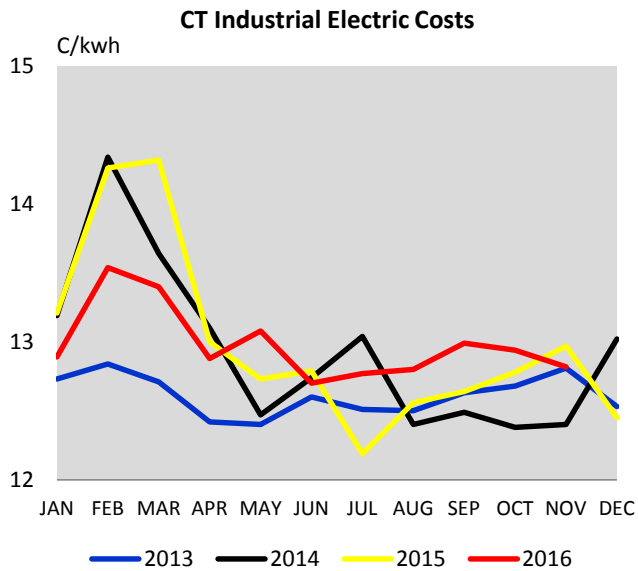
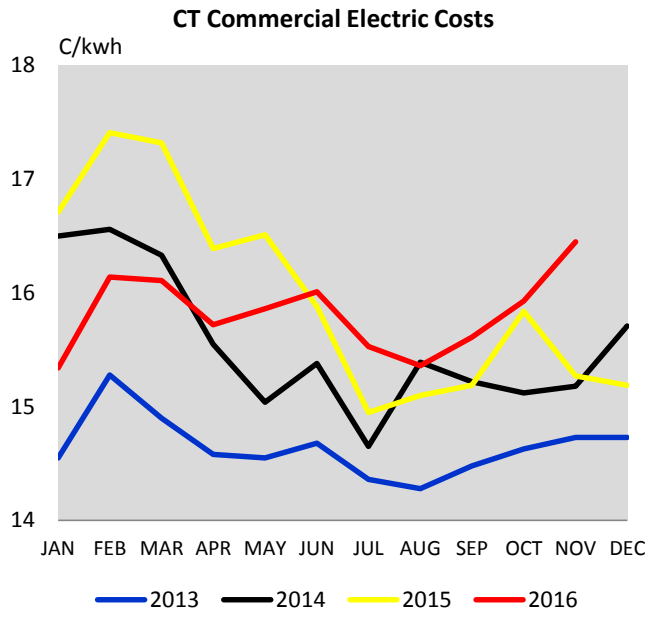
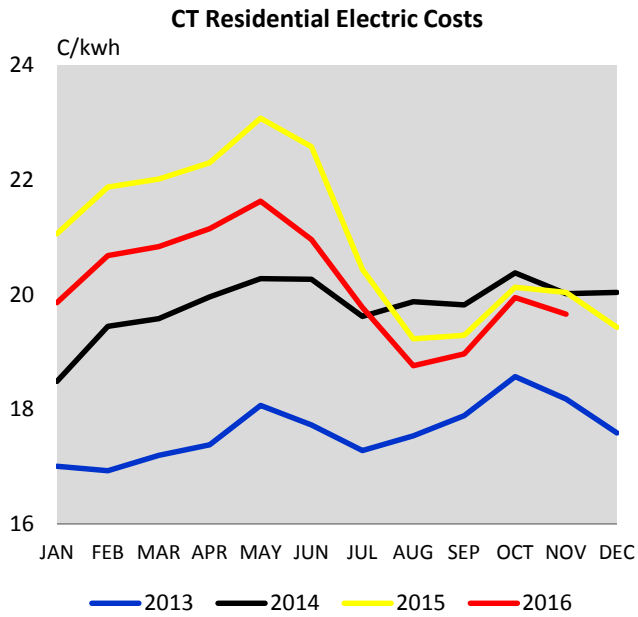




Crude Oil Spot Prices		
	\$/Bbl Src:Oil Daily	
	WTI	Brent
2/22/2016	31.37	33.59
2/15/2017	53.11	54.56
2/22/2017	53.61	54.89
% Change Year Ago	70.9%	63.4%
% Change Week Ago	0.9%	0.6%



Average Retail Price of Electricity To Ultimate Customers By End-Use Sector
 U.S. Energy Information Administration / Electric Power Monthly
 Cents Per Kilowatt-Hour



	Residential	Commercial	Industrial	Total
Src:EIA	Cents/Kwh	Cents/Kwh	Cents/Kwh	Cents/Kwh
November 2015	20.04	15.27	12.97	16.88
November 2016	19.66	16.45	12.82	17.27
% Change Year Ago	-1.9%	7.7%	-1.2%	2.3%