

QTR 4 - FY2017 DCF Program Report Card: Start

Quality of Life Result: Connecticut children grow up stable, safe, healthy, and ready to lead successful lives

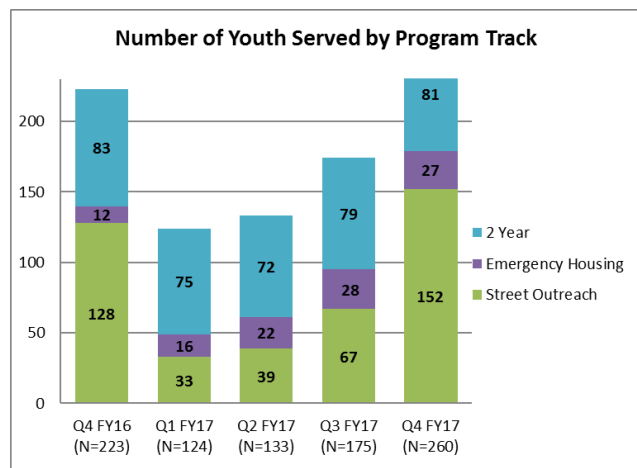
Contribution to the Result: Provides housing and homeless services to youth and young adults ages 16-24 by conducting individual assessments to determine needs of the youth, including, but not limited to, risk of victimization, mental health, substance abuse, medical, educational/vocation, and natural supports in order to obtain stable housing.

Program Expenditures	State Funding	Federal Funding	Other Funding	Total Funding
Actual SFY 17	\$2,465,707	-0-	-0-	\$2,465,707
Estimated SFY 18	\$2,465,707	-0-	-0-	\$2,465,707
Annual Capacity	272 Youth and Young Adults			

Partners: DCF, Dept. of Social Services, Dept. of Mental Health and Addiction Services

How Much Did We Do It?

The total number of youth served in each program track.



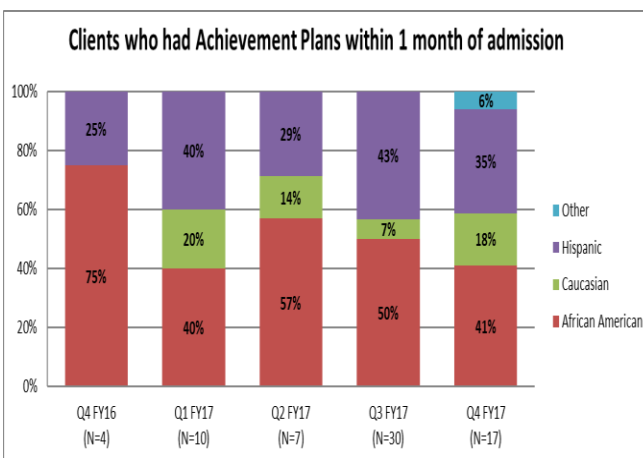
Story behind the baseline:

Two Year Track and Emergency Housing data consist of the number of youth receiving services during each quarter in those program tracks. Street Outreach data consists of youth reported by the date of their initial engagement in those services. 260 youth were served across the three program tracks in Q4 FY2017, significantly over the average (163) of the previous four quarters. This is primarily due to a surge of youth served in the street outreach component as a result of the agency contracting funds to CCEH to be used in the various Coordinated Access Networks (CAN) to serve homeless youth with no place to stay for the night. Through this subcontract, homeless youth experiencing housing crisis across the state were provided with basic survival aid and emergency housing options until they could attend a CAN intake appointment.

Trend: ◀▶

How Well Did We Do It?

The number and percentage of youth/young adults in either program model who will have achievement plans within one month of admission to the program



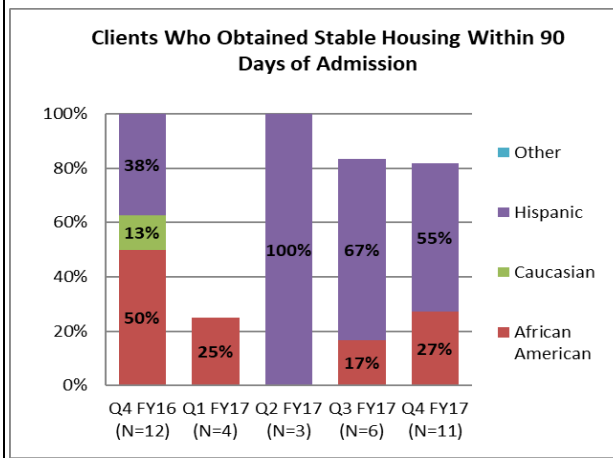
Story behind the baseline:

The data above reflects youth who were admitted in the 2 Year Track or Emergency Housing track for at least 30 days in the third quarter in FY17. All youth in the sample were able to achieve this measure for the fifth consecutive quarter. More youth are achieving this measure as the program has shifted to creating Individual Achievement Plans during the first appointment with each youth. There have been no noticeable shifts/trends occurring within this measure when compared to previous quarters.

Trend: ◀▶

How Well Did We Do It?

The number and percentage of youth/young adults in the 2 year program who have obtained stable housing within 90 days of admission



Story behind the baseline:

82% of youth met this measure, with 2 unable to secure housing prior to the 90-day mark. One youth sustained a significant leg injury and was unable to view apartments for a period of time. The other youth was a live-in nurses aid, making the scheduling of apartment viewings very difficult. Both youth were able to solidify stable housing shortly after the 90-day period had passed. While there is no noticeable trend in this measure yet, it is anticipated that the program will continue to see some youth occasionally not achieving this measure given the recent influx of individuals with extensive criminal records and eviction histories that the program has admitted as a result of its continued integration with the local Coordinated Access Networks (CAN).

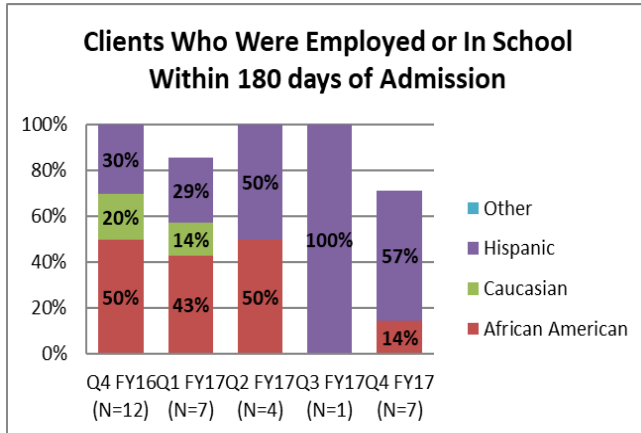
Trend: ◀▶

QTR 4 - FY2017 DCF Program Report Card: Start

Quality of Life Result: Connecticut children grow up stable, safe, healthy, and ready to lead successful lives

Is Anyone Better Off?

The number and percentage of youth/young adults in the 2 year program who have either enrolled in school, vocational programming, or have obtained employment after the first 180 days of receiving services.



Story behind the baseline:

There were 7 youth in the sample for Q4 FY17, with 2 youth not achieving this measure. Both instances involved parenting youth who experienced significant struggles related to a lack of childcare. Over the course of FY17, the program has maintained an 84% achievement rate with this goal. Program interventions of having youth pay rental portions early on, program philosophy of self-sufficiency, case management services geared towards employment readiness and maintenance, and program incentives towards furthering education all contribute to the program's success in this measure. As employment and education are so closely associated with youth being able to become financially self-sufficient and the services provided within Start, no downward trends are anticipated in future quarters.

Trend: ◀▶

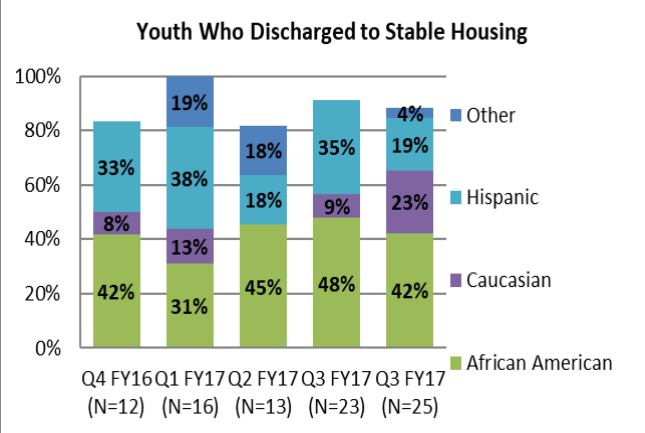
Proposed Actions to Turn the Curve: Data extracted from the Two-year self-sufficiency program and the Homeless Outreach/Crisis Response do not appear to be trending downward in any measure at this time. Program practice appears on track for the SFY 2017 as seen in many successful outcomes.

Data Development Agenda: The Start Program will be added to the list of Programs to be added into the DCF PIE system. The Connection Inc. has also completed building this program into their current data system.

The Start Program would like to capture more data elements by gender and race to determine trends or if an enhanced gender responsive or culturally sensitive practice is needed. In addition, the program will also systematically capture age cohorts to analyze trends / enhance practice more efficiently along with comparing parenting youth and non-parenting youth in the future.

Is Anyone Better Off?

The number and percentage of youth/young adults who discharge from the 2 year or emergency housing programs to stable housing.



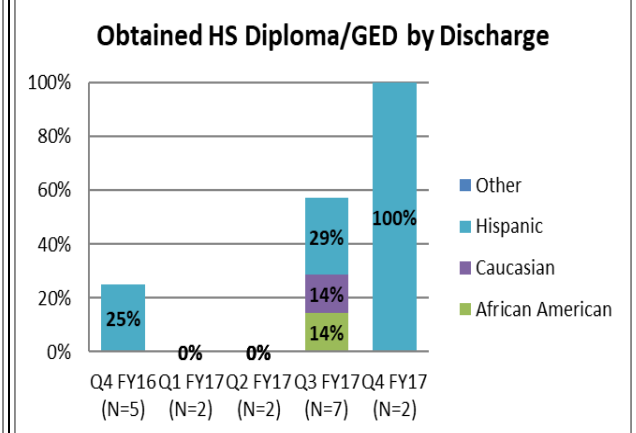
Story behind the baseline:

A total of 25 youth exited from both tracks during Q4 FY17, with 16 of those discharges from the Emergency Housing program and 11 from the 2 Year program. The program was unable to obtain information about the housing stability at the time of discharge for 1 youth (reflected in the total N but not the %s shows above). 3 youth from the Emergency Housing program, did not achieve this goal as a result of discharges due to repeated violations of program rules and risks posed to other tenants in the building. Youth from the 2 Year Program met this measure during Q4 FY17. The average length of stay in the Emergency Program remained between 2 - 3 months, while the average length of stay in the 2 Year Program saw a spike to 25 months (from 15 months in Q3) in Q4. This increase is the result of several parenting youth discharging from the program, who typically require the full time of subsidy provided by the program due to higher costs of rent they pay for multiple bedrooms. At this time, there are no noticeable shifts or trends with this measure.

Trend: ◀▶

Is Anyone Better Off?

The number and percentage of youth/young adults who enter the program without a HS diploma, or GED, and have obtained with a GED or HS diploma by discharge.



Story behind the baseline:

Included in the data above are those youths who did not have a HS Diploma or GED at time of entry into the 2 Year Self Sufficiency program, and who discharged from the program during the fourth quarter of FY17. A total of 2 youth met this criteria during this time period, with both obtaining their HS Diploma or GED by the time they exited the program. For FY17, a total of 6 out of 13 youth achieved this goal. To support youth that have not obtained their HS Diploma/GED, the program provides financial incentives for returning to school and offers tutors to assist in completing their needed credits. For added options in obtaining their GED, the program will pursue online courses when appropriate. The program has seen these youth opt to seek employment rather than work towards completing their Diploma/GED.

Trend: ◀▶