

PRELIMINARY DESIGN

LEGEND

PROPOSED 115-kV CENTERLINE	—	PROPOSED STRUCTURE	●
PROPOSED 115-kV CONDUCTOR	—	EXISTING STRUCTURE TO REMAIN	○
PROPOSED 115-kV SHIELD WIRE	—	DISTRIBUTION WIRE CROSSING	+
EXISTING TRANSMISSION CENTERLINE	- - -	WETLANDS	
EXISTING ROW PROPERTY LINE	— · — ·	WATER	
TOWN/STATE BOUNDARY	- · - ·	GND PROFILE LEFT 20.5'	- · - ·
		GND PROFILE CENTER	—
		GND PROFILE RIGHT 20.5'	- · - ·

North

VERTICAL SCALE IN FEET: 0 to 80

HORIZONTAL SCALE IN FEET: 0 to 400

NO.	DATE	DESIGN REVISIONS	BY	CHK	APP	APP

BURNS MCDONNELL

83707

date 06/19/2015

designed V. Montemurro

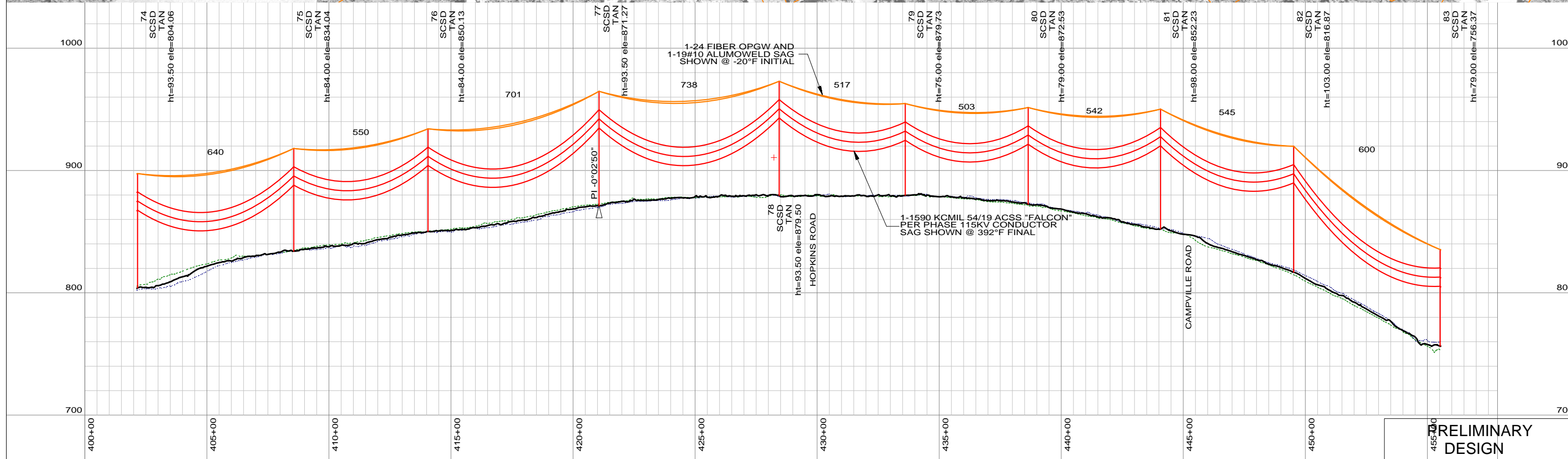
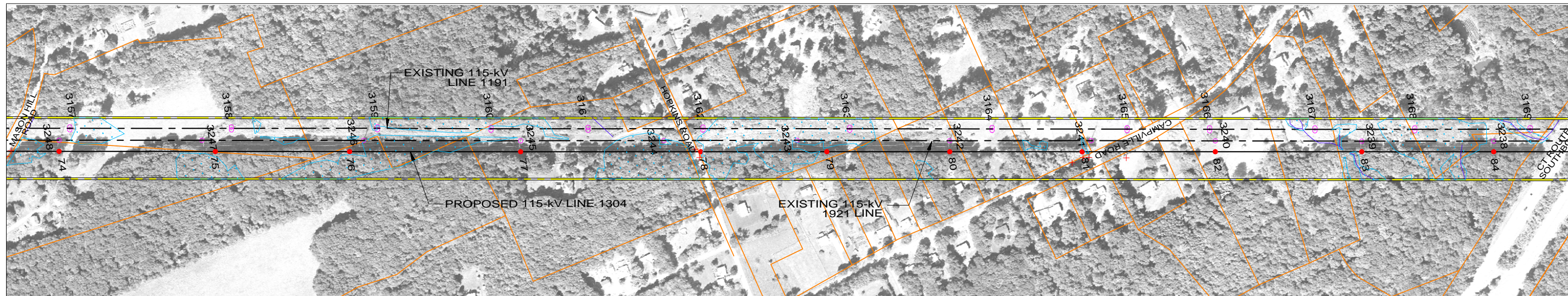
detailed V. Montemurro

checked P. Williams

EVERSOURCE ENERGY

TITLE
FROST BRIDGE TO CAMPVILLE 115-kV PROJECT
PLAN & PROFILE SHEET 9 OF 12

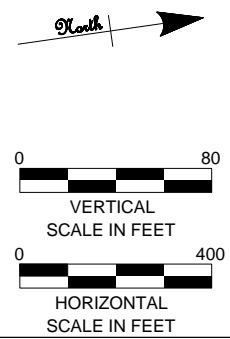
BY	BMcD	CHKD	APP	APP
DATE	2015	DATE	DATE	DATE
V-SCALE	1"=80'	SIZE	B	
H-SCALE	1"=400'	V.S.	FIELD BOOK & PAGES	
R.E. PROJ. NUMBER	R.E.DWG. NO.			
EVERSOURCE DWG NO.				



PRELIMINARY DESIGN

LEGEND

PROPOSED 115-kV CENTERLINE	—	PROPOSED STRUCTURE	●
PROPOSED 115-kV CONDUCTOR	—	EXISTING STRUCTURE TO REMAIN	○
PROPOSED 115-kV SHIELD WIRE	—	DISTRIBUTION WIRE CROSSING	+
EXISTING TRANSMISSION CENTERLINE	- - -	WETLANDS	
EXISTING ROW PROPERTY LINE	— · — ·	WATER	
TOWN/STATE BOUNDARY	- · - ·	GND PROFILE LEFT 20.5'	- · - ·
		GND PROFILE CENTER	—
		GND PROFILE RIGHT 20.5'	- · - ·



NO.	DATE	DESIGN REVISIONS	BY	CHK	APP	APP



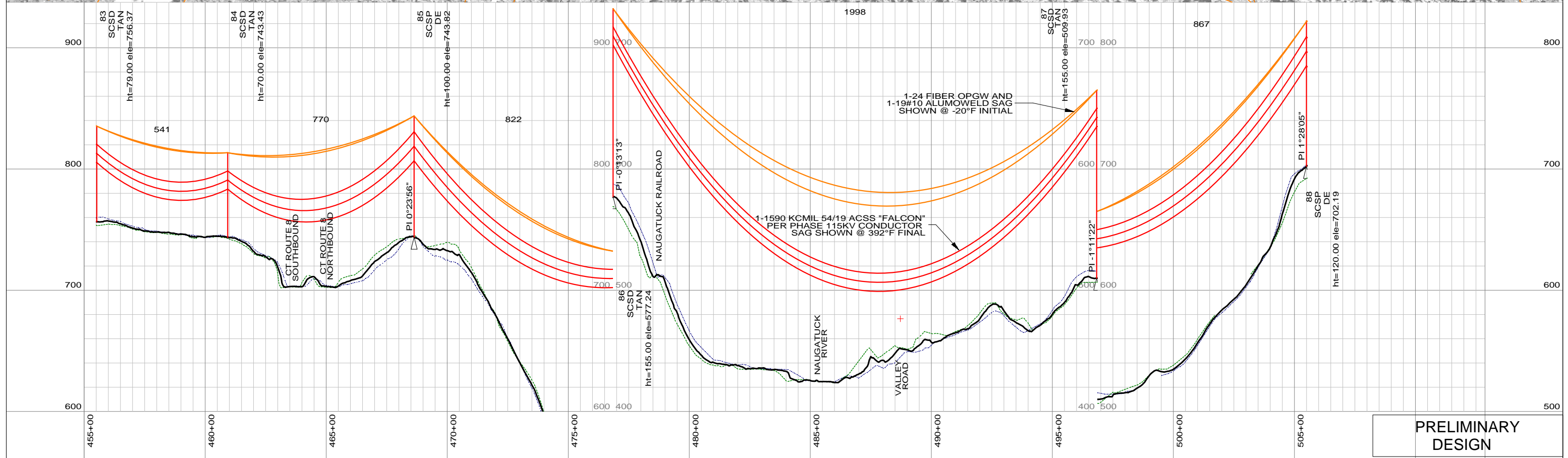
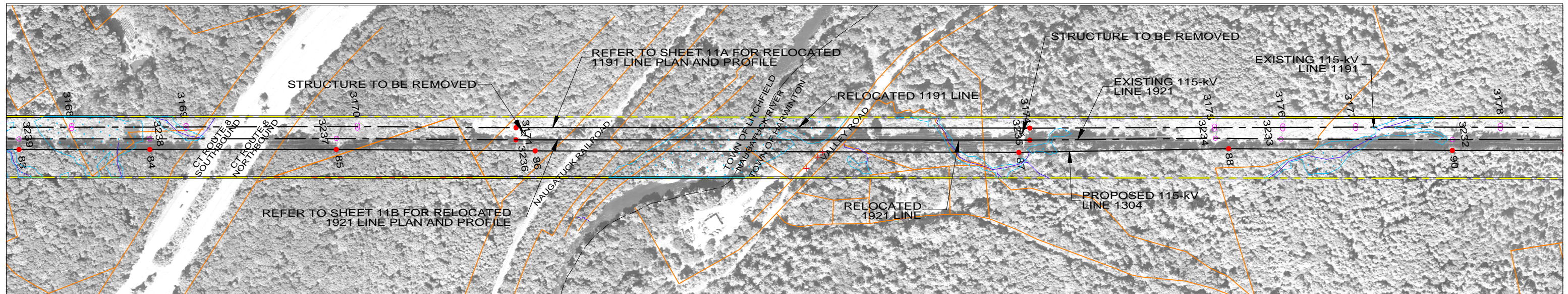
83707

date	06/19/2015	detailed	V. Montemurro
designed	V. Montemurro	checked	P. Williams

EVERSOURCE ENERGY

TITLE
**FROST BRIDGE TO CAMPVILLE 115-kV PROJECT
 PLAN & PROFILE SHEET 10 OF 12**

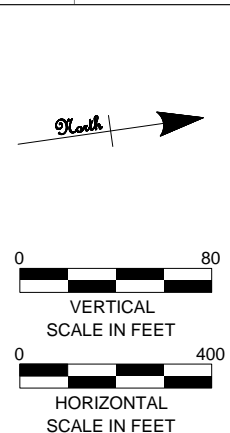
BY	BMcD	CHKD	APP	APP
DATE	2015	DATE	DATE	DATE
V-SCALE	1":80'	SIZE	B	FIELD BOOK & PAGES
H-SCALE	1":400'	V.S.		R.E.DWG. NO.
R.E. PROJ. NUMBER	EVERSOURCE DWG NO.			



PRELIMINARY DESIGN

LEGEND

PROPOSED 115-kV CENTERLINE	—	PROPOSED STRUCTURE	●
PROPOSED 115-kV CONDUCTOR	—	EXISTING STRUCTURE TO REMAIN	○
PROPOSED 115-kV SHIELD WIRE	—	DISTRIBUTION WIRE CROSSING	+
EXISTING TRANSMISSION CENTERLINE	- - -	WETLANDS	
EXISTING ROW PROPERTY LINE	— · — · —	WATER	
TOWN/STATE BOUNDARY	- · - · -	GND PROFILE LEFT 20.5'	- · - · -
		GND PROFILE CENTER	—
		GND PROFILE RIGHT 20.5'	- · - · -



NO.	DATE	DESIGN REVISIONS	BY	CHK	APP	APP

BURNS & MCDONNELL

83707

date 06/19/2015
designed V. Montemurro

detailed V. Montemurro
checked P. Williams

EVERSOURCE ENERGY

TITLE
FROST BRIDGE TO CAMPVILLE 115-kV PROJECT
PLAN & PROFILE SHEET 11 OF 12

BY	BMcD	CHKD	APP	APP
DATE	2015	DATE	DATE	DATE
V-SCALE	1"=80'	SIZE	FIELD BOOK & PAGES	
H-SCALE	1"=400'	V.S.	R.E.DWG. NO.	
R.E. PROJ. NUMBER	EVERSOURCE DWG NO.			