

# ATTACHMENT 7

May 6, 2015

Connecticut Siting Council

Subject: New Cingular Wireless PCS, LLC (“AT&T”) – (CT2454SA) – 45 Rose Hill Road, Branford, CT

Dear Connecticut Siting Council:

C Squared Systems has been retained by New Cingular Wireless PCS, LLC (“AT&T”) to investigate RF Power Density levels for the AT&T antenna arrays and the town’s public safety antennas, to be installed on the proposed monopole tower, to be located at 45 Rose Hill Road, Branford, CT.

Calculations were done in accordance with FCC OET Bulletin 65. These worst-case calculations assume that all transmitters are simultaneously operating at full power and that there is 0 dB of cable loss. The calculation point is 6 feet above ground level to model the RF power density at the head of a person standing at the base of the tower.

Due to the directional nature of the proposed AT&T antennas, the majority of the RF power is focused out towards the horizon. As a result, there will be less RF power directed below the antennas relative to the horizon, and consequently lower power density levels around the base of the tower. Please refer to the Attachment for the vertical patterns of the proposed AT&T antennas. The calculated results below include a nominal 10 dB off-beam pattern loss to account for the lower relative gain directly below the antennas.

Location	Carrier	Vertical Distance to Antenna (Ft.)	Operating Frequency (MHz)	Number of Trans.	Effective Radiated Power (ERP) Per Transmitter (Watts)	Power Density (mw/cm <sup>2</sup> )	Limit	%MPE
Ground Level	AT&T UMTS	130	880	1	1028	0.0024	0.5867	0.41%
	AT&T UMTS	130	1900	1	1265	0.0030	1.0000	0.30%
	AT&T LTE	130	710	2	1254	0.0059	0.4733	1.24%
	AT&T LTE	130	880	1	1542	0.0036	0.5867	0.61%
	AT&T LTE	130	1900	2	1897	0.0089	1.0000	0.89%
	AT&T LTE	130	2300	1	2179	0.0051	1.0000	0.51%
	Town 2' 4.9GHz	116.5	4900	2	490	0.0029	1.0000	0.29%
	Town 3' 4.9GHz	116	4900	2	1072	0.0064	1.0000	0.64%
<b>Total</b>								<b>4.88%</b>

**Please note:** The town will also install a UHF whip antenna with a centerline of 120 feet, but this antenna is receive-only and therefore makes no contribution to RF Power Density levels.

**Summary:** Under worst-case assumptions, RF Power Density levels for the proposed AT&T antenna arrays and the town’s public safety antennas will not exceed **4.88%**<sup>1</sup> of the FCC MPE limit for General Public/Uncontrolled Environments.

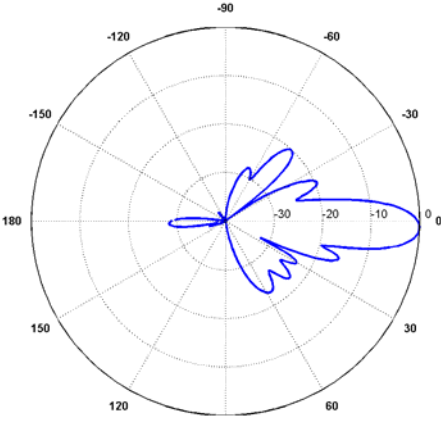
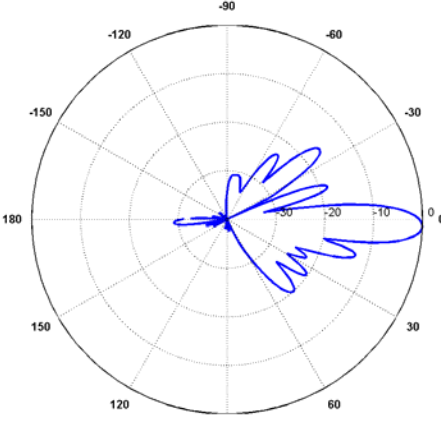
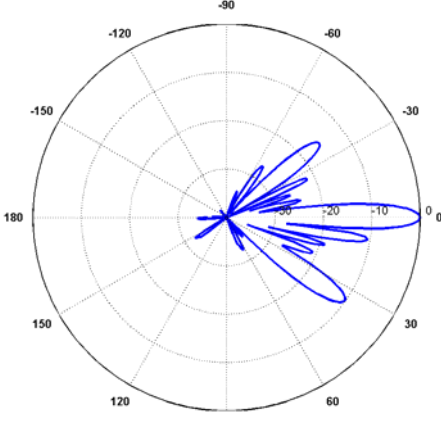
<sup>1</sup> The total %MPE is a summation of each unrounded contribution. Therefore, summing each rounded value may not reflect the total value listed in the table.

Sincerely,

A handwritten signature in black ink, appearing to read "Daniel L. Goulet". The signature is written in a cursive, flowing style with a prominent initial 'D'.

Daniel L. Goulet  
C Squared Systems, LLC

**Attachment: AT&T's Antenna Data Sheets and Electrical Patterns**

<p><b>750 MHz</b></p> <p>Manufacturer: CCI Products            Model #: HPA-65R-BUU-H8            Frequency Band: 698-806 MHz            Gain: 13.2 dBd            Vertical Beamwidth: 10.1°            Horizontal Beamwidth: 65°            Polarization: Dual Pol ± 45°            Size L x W x D: 92.4" x 14.8" x 7.4"</p>	
<p><b>850 MHz</b></p> <p>Manufacturer: CCI Products            Model #: HPA-65R-BUU-H8            Frequency Band: 824-894 MHz            Gain: 14.1 dBd            Vertical Beamwidth: 8.4°            Horizontal Beamwidth: 61°            Polarization: Dual Pol ± 45°            Size L x W x D: 92.4" x 14.8" x 7.4"</p>	
<p><b>1900 MHz</b></p> <p>Manufacturer: CCI Products            Model #: HPA-65R-BUU-H8            Frequency Band: 1850-1990 MHz            Gain: 15.0 dBd            Vertical Beamwidth: 5.6°            Horizontal Beamwidth: 62°            Polarization: Dual Pol ± 45°            Size L x W x D: 92.4" x 14.8" x 7.4"</p>	

**2300 MHz**

Manufacturer: CCI Products  
Model #: HPA-65R-BUU-H8  
Frequency Band: 2305-2360 MHz  
Gain: 15.6 dBd  
Vertical Beamwidth: 4.5°  
Horizontal Beamwidth: 60°  
Polarization: Dual Pol  $\pm 45^\circ$   
Size L x W x D: 92.4" x 14.8" x 7.4"

