

June 28, 2016

Melanie A. Bachman  
Acting Executive Director  
Connecticut Siting Council  
10 Franklin Square  
New Britain, CT 06051

**Re: Docket No. 455 – Cellco Partnership d/b/a Verizon Wireless  
Approved Tower Site at 99 East Street, Southington, Connecticut**

Dear Ms. Bachman:

On or about June 1, 2016, construction of the above-referenced tower site commenced. Yesterday morning I was contacted by Cellco's construction manager regarding a minor field change that he has proposed involving the installation of a small block retaining wall around the north and west sides of the approved facility compound. See attached mark-up of the approved compound plan.

As you may be aware, the area around the proposed tower site, on Town of Southington property, is currently used by a local farmer for agricultural purposes. In an effort to keep the farmer's topsoil from unnecessary disruption and eroding into the tower compound, Cellco would like to install a small retaining wall to protect the edge of the agricultural field. Attached are some photographs showing the excavation in the facility compound area. The retaining wall would be between 18" and 36" in height. Cellco would utilize a pre-fabricated block retaining wall. Manufacturer's specifications are also attached.

This minor field change does not, in my opinion, rise to the level of requiring the formal D&M Plan modification. If you think otherwise, please let me know and we will submit a more formal plan and related information for Council review. If, however, this modification can be approved by your staff as a minor field change we would appreciate being notified of that fact.

14954845-v1

Melanie A. Bachman

June 28, 2016

Page 2

Thank you in advance for your cooperation. I look forward to hearing from you.

Sincerely,

A handwritten signature in blue ink, appearing to read 'K. Baldwin', is positioned above the printed name.

Kenneth C. Baldwin

KCB/kmd

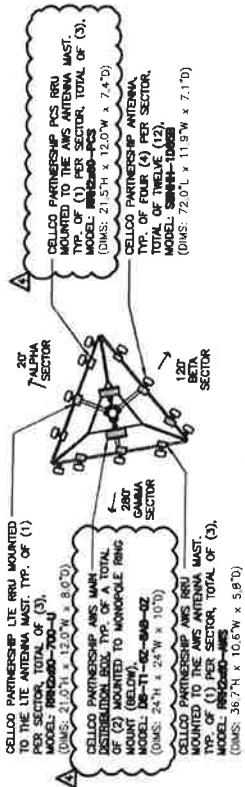
Attachments

Copy to:

John Tierney

Elizabeth Jamieson

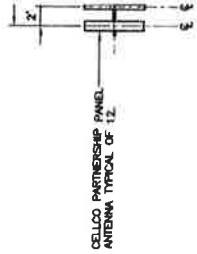
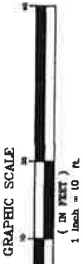
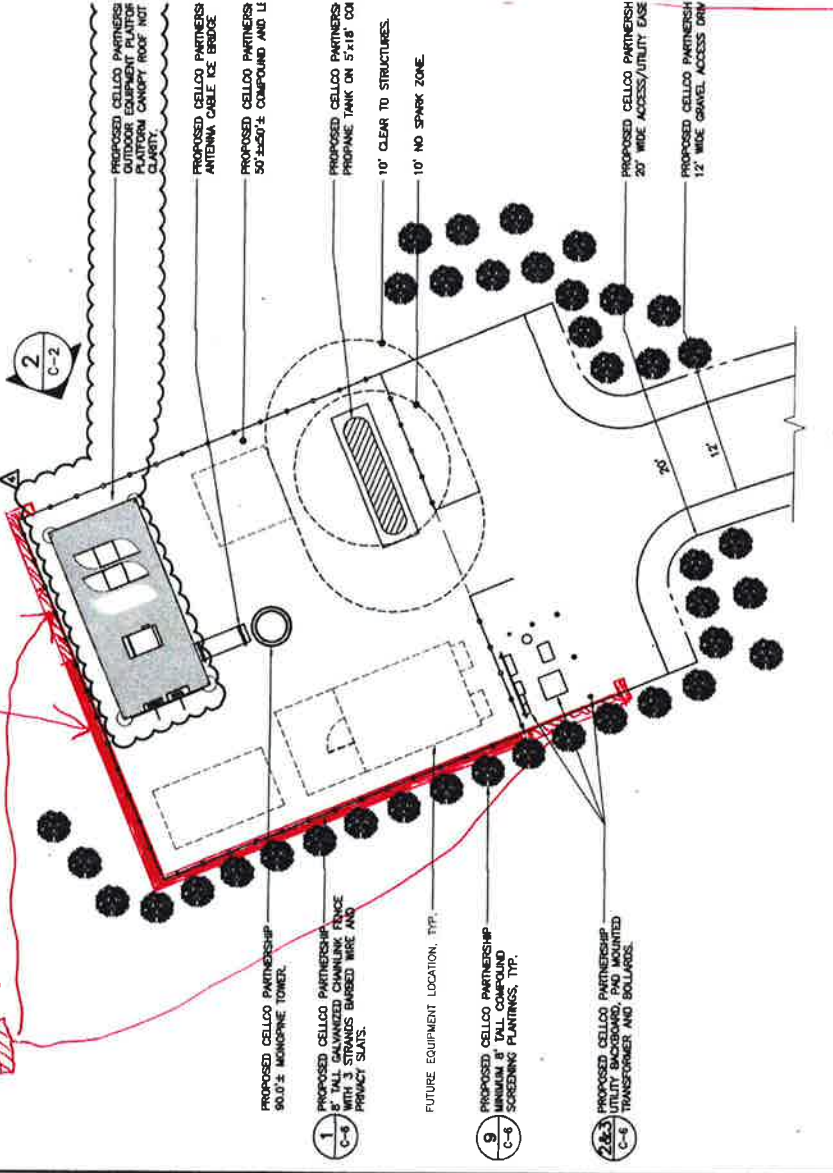
TRUE NORTH

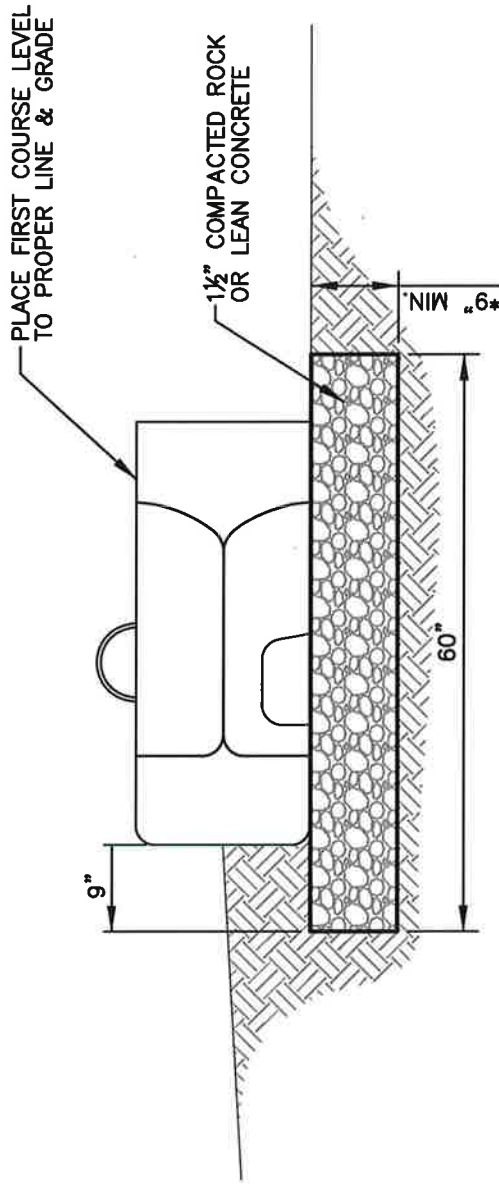


PLAN VIEW

3 ANTENNA MOUNTING CONFIGURATION NOT TO SCALE

Solid Red & Black High Striped Area 1 Block





NOTE: BEARING CONDITIONS SHALL BE OBSERVED BY THE SITE GEOTECHNICAL ENGINEER. BASE DIMENSIONS MAY BE INCREASED TO ADDRESS DEFICIENT SOIL BEARING CONDITIONS.

\*FOR WALL HEIGHTS OF 6' OR LESS, BASE THICKNESS MAY BE REDUCED TO 6".

## 6SF WALL BASE

NOT TO SCALE

### DISCLAIMER:

These typical details are preliminary and conceptual in nature. They are provided for general information purposes only. Anyone making use of these details and related information does so at their own risk and assumes all liability for such use. Site specific design should be performed by a licensed Professional Engineer based on actual site conditions, materials, and local practices.

Stone Strong LLC retains all common law, statutory, and other reserved rights to these drawings including the copyright. Limited license is granted to copy, reproduce, or modify the details to prepare construction drawings for Stone Strong retaining walls. Stone Strong LLC makes no warranties, either expressed or implied, of merchantability or fitness for any particular purpose, and accepts no responsibility for the accuracy, suitability, or completeness of information contained herein.



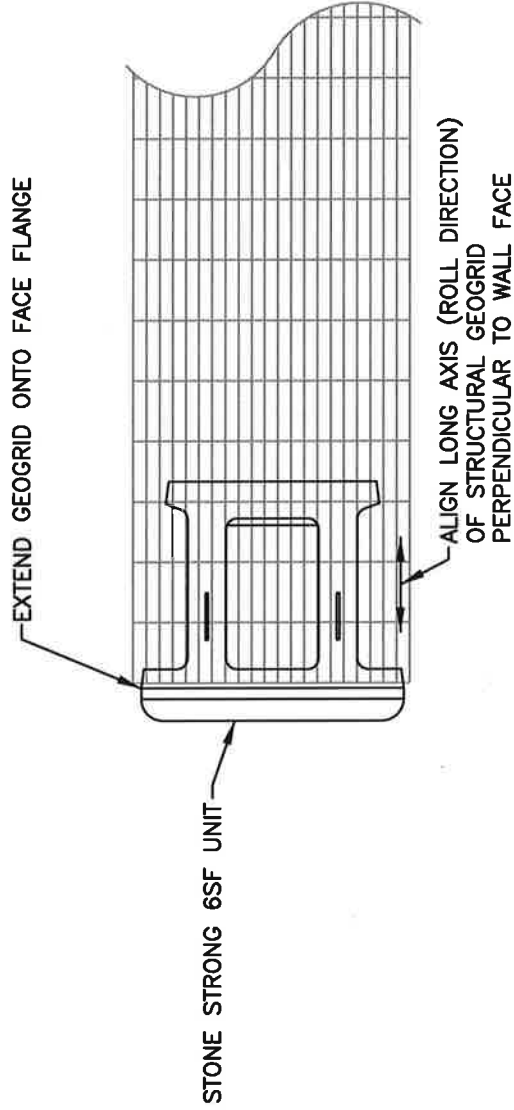
www.stonestrong.com

PROJECT

TYPICAL DETAILS  
STONE STRONG SYSTEMS

DATE: 2/10/16

FILE: 02\_6sf.Base



## 6SF GEOGRID ORIENTATION

NOT TO SCALE

### DISCLAIMER:

These typical details are preliminary and conceptual in nature. They are provided for general information purposes only. Anyone making use of these details and related information does so at their own risk and assumes all liability for such use. Site specific design should be performed by a licensed Professional Engineer based on actual site conditions, materials, and local practices.

Stone Strong LLC retains all common law, statutory, and other reserved rights to these drawings including the copyright. Limited license is granted to copy, reproduce, or modify the details to prepare construction drawings for Stone Strong retaining walls. Stone Strong LLC makes no warranties, either expressed or implied, of merchantability or fitness for any particular purpose, and accepts no responsibility for the accuracy, suitability, or completeness of information contained herein.



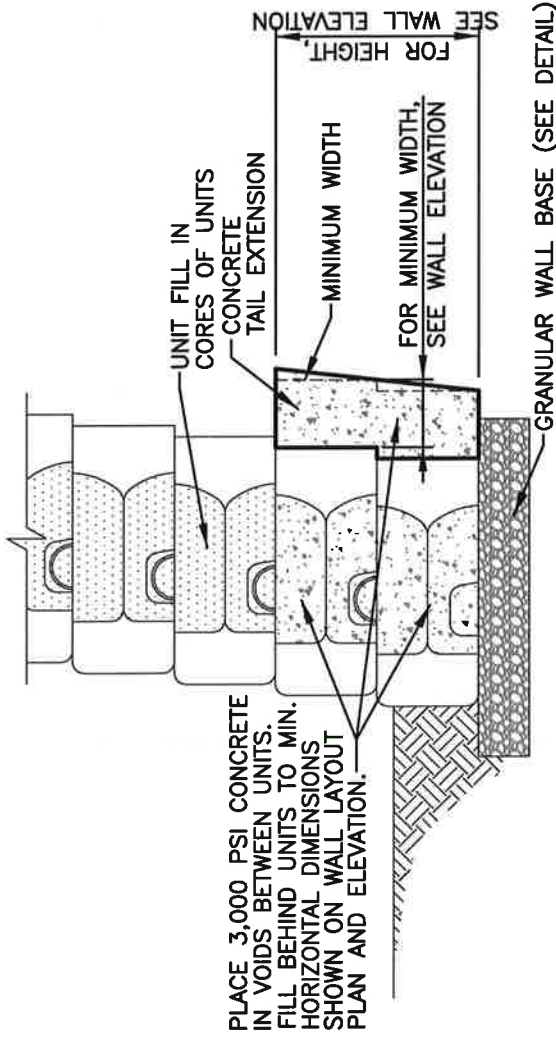
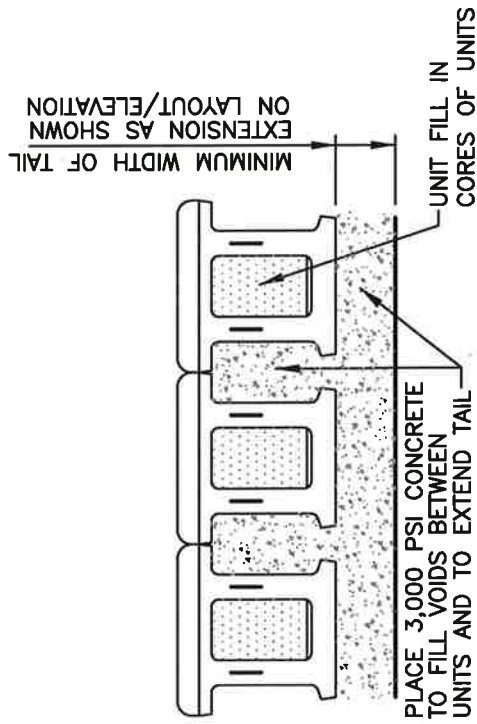
www.stonestrong.com

PROJECT

TYPICAL DETAILS  
STONE STRONG SYSTEMS

DATE: 2/10/16

FILE: 21\_6sf.GridOrient



## 6SF CONCRETE TAIL EXTENSION DETAIL (CAST-IN-PLACE)

NOT TO SCALE

### DISCLAIMER:

These typical details are preliminary and conceptual in nature. They are provided for general information purposes only. Anyone making use of these details and related information does so at their own risk and assumes all liability for such use. Site specific design should be performed by a licensed Professional Engineer based on actual site conditions, materials, and local practices.

Stone Strong LLC retains all common law, statutory, and other reserved rights to these drawings including the copyright. Limited license is granted to copy, reproduce, or modify the details to prepare construction drawings for Stone Strong retaining walls. Stone Strong LLC makes no warranties, either expressed or implied, of merchantability or fitness for any particular purpose, and accepts no responsibility for the accuracy, suitability, or completeness of information contained herein.

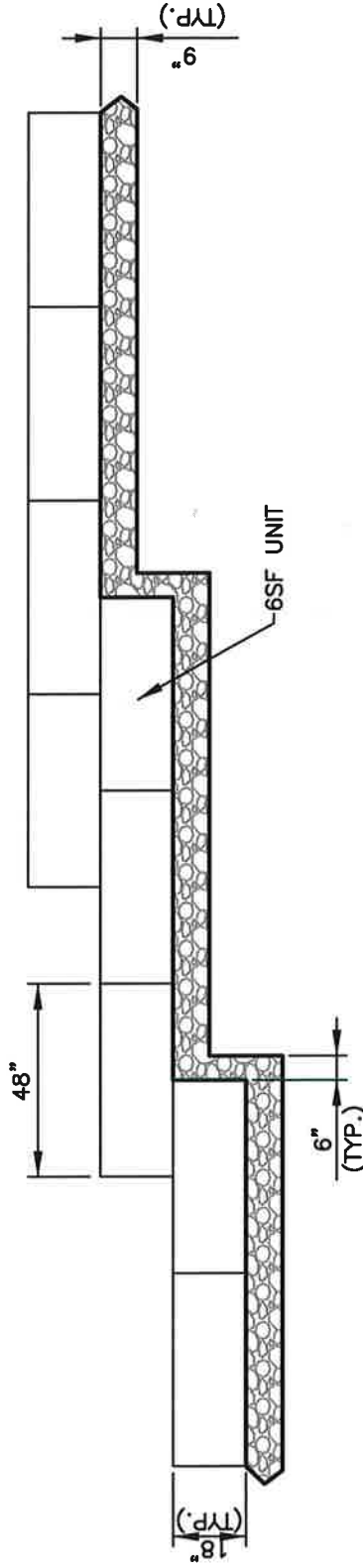


www.stonestrong.com

PROJECT

TYPICAL DETAILS  
STONE STRONG SYSTEMS

DATE: 2/10/16 FILE: 19\_6sf.TailExt.CJP



## 6SF WALL BASE STEP

NOT TO SCALE

**DISCLAIMER:**

These typical details are preliminary and conceptual in nature. They are provided for general information purposes only. Anyone making use of these details and related information does so at their own risk and assumes all liability for such use. Site specific design should be performed by a licensed Professional Engineer based on actual site conditions, materials, and local practices.

Stone Strong LLC retains all common law, statutory, and other reserved rights to these drawings including the copyright. Limited license is granted to copy, reproduce, or modify the details to prepare construction drawings for Stone Strong retaining walls. Stone Strong LLC makes no warranties, either expressed or implied, of merchantability or fitness for any particular purpose, and accepts no responsibility for the accuracy, suitability, or completeness of information contained herein.



**STONE STRONG SYSTEMS**  
www.stonestrong.com

PROJECT

TYPICAL DETAILS  
STONE STRONG SYSTEMS

DATE: 2/10/16 FILE: 08\_6sf.BaseStep

CORNER COMPOUND

